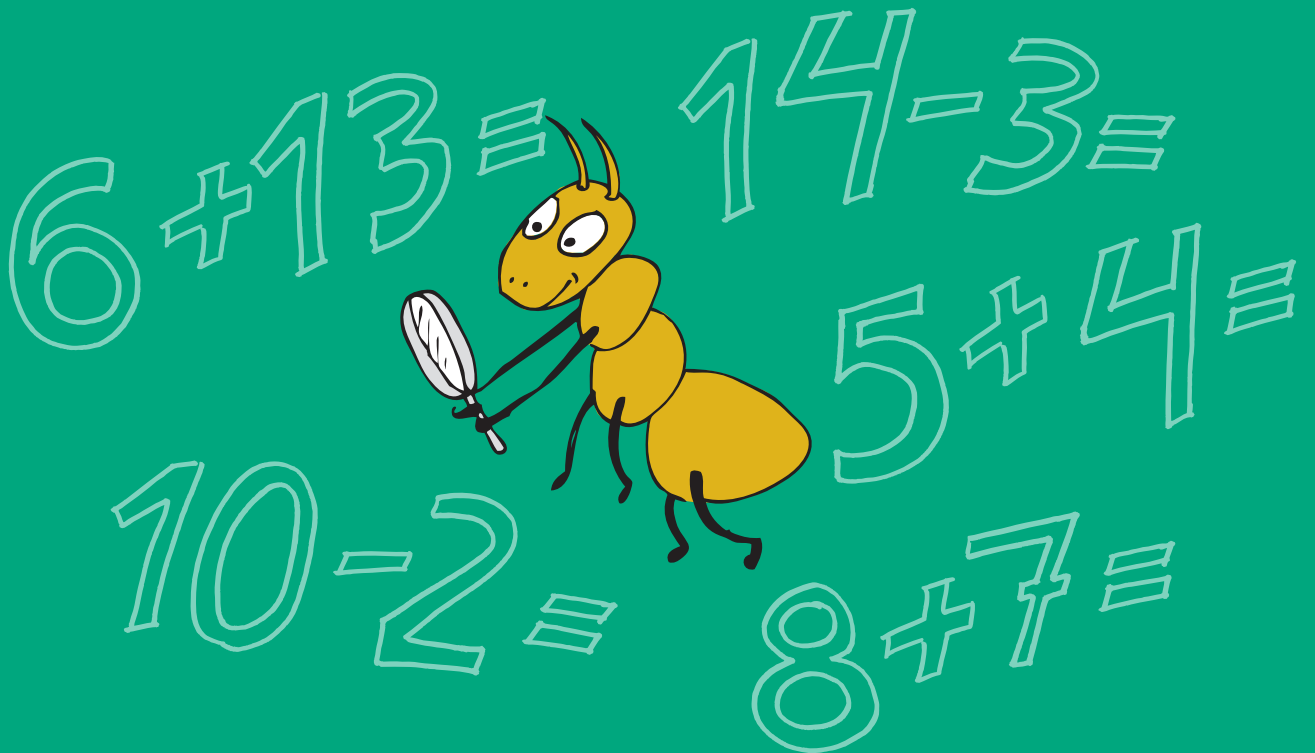


Meelika Maila, Kadri Männiksaar
Eve Värvi, Anneli Areng

MATEMAATIKA

TÖÖRAAMAT 3. KLASSILE

II OSA



MATEMAATIKA

TÖÖRAAMAT 3. KLASSILE

II OSA

Tartu 2013



Euroopa Liit
Euroopa Sotsiaalfond



Eesti tuleviku heaks



Hariduslike erivajadustega
õpilaste õppevara arendamine

Meelika Maila, Kadri Männiksaar, Eve Värvi, Anneli Areng
Matemaatika tööraamat 3. klassile, 2. osa

Tööraamat vastab põhikooli lihtsustatud riikliku õppekava lihtsustatud õppele.

Retsenseerinud Hannes Jukk, Merle Varik

Kaane kujundanud Ege Taškin
Keeletoimetaja Kairit Henno
Küljendaja Irina Gron
Kunstnik Piret Tagel

Õppevara väljaandmist on toetanud Euroopa Sotsiaalfond ja Eesti riik programmi
„Hariduslike erivajadustega õpilaste õppevara arendamine“ kaudu.

Programmi viib ellu SA Innove

Autoriõigus: SA Innove, autorid, 2013



Kõik õigused kaitstud. Igasugune autoriõigusega kaitstud materjali ebaseaduslik
paljundamine ja levitamine toob kaasa seaduses ette nähtud vastutuse.

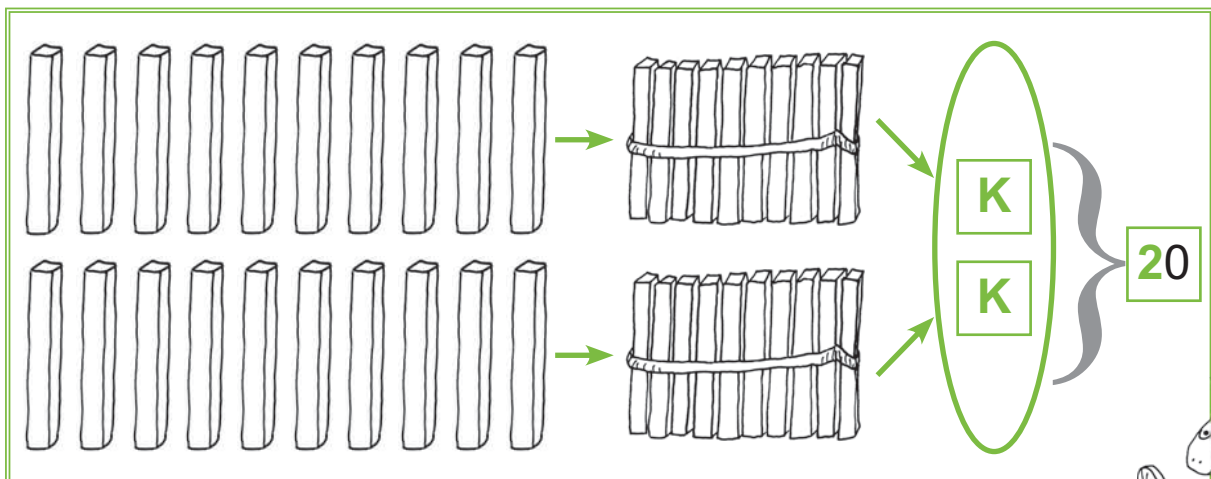
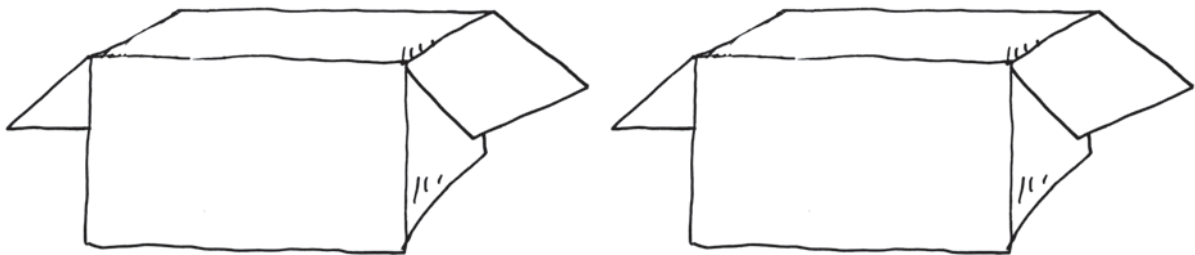

ISBN 978-9949-513-32-1 (Kogu teos)
ISBN 978-9949-513-34-5 (1. osa)
ISBN 978-9949-513-33-8 (Kogu teos: pdf)
ISBN 978-9949-513-35-2 (1. osa: pdf)
ISBN 978-9949-513-36-9 (2. osa)
ISBN 978-9949-513-37-6 (2. osa: pdf)
ISBN 978-9949-513-38-3 (3. osa)
ISBN 978-9949-513-39-0 (3. osa: pdf)
ISBN 978-9949-513-40-6 (4. osa)
ISBN 978-9949-513-41-3 (4. osa: pdf)

Trükiettevalmistus:

Kirjastus Atlex
Kivi 23
51009 Tartu
Tel 734 9099
Faks 734 8915
atlex@atlex.ee
www.atlex.ee


ARVUD 100-NI

1. Jaota pallid kümne kaupa karpidesse.



$$1 K + 1 K = \dots K$$



$$10 \ddot{U} + 10 \ddot{U} = \dots \ddot{U}$$







TÄISKÜMNED 100-NI

2. Täida lüngad.

	$10 \text{ Ü} = \dots\dots \text{K}$
---	--------------------------------------

	$20 \text{ Ü} = \dots\dots \text{K}$
	$2 \text{K} = \dots\dots \text{Ü}$
$1 \text{K} + 1 \text{K} = \dots\dots \text{K}$	
$10 \text{ Ü} + 10 \text{ Ü} = \dots\dots \text{Ü}$	

	$30 \text{ Ü} = \dots\dots \text{K}$
	$3 \text{K} = \dots\dots \text{Ü}$
$2 \text{K} + 1 \text{K} = \dots\dots \text{K}$	
$20 \text{ Ü} + 10 \text{ Ü} = \dots\dots \text{Ü}$	

	$40 \text{ Ü} = \dots\dots \text{K}$
	$4 \text{K} = \dots\dots \text{Ü}$
$3 \text{K} + 1 \text{K} = \dots\dots \text{K}$	
$30 \text{ Ü} + 10 \text{ Ü} = \dots\dots \text{Ü}$	

$50 \text{ Ü} = \dots\dots \text{ K}$
 $5 \text{ K} = \dots\dots \text{ Ü}$


$4 \text{ K} + 1 \text{ K} = \dots\dots \text{ K}$
 $40 \text{ Ü} + 10 \text{ Ü} = \dots\dots \text{ Ü}$

$60 \text{ Ü} = \dots\dots \text{ K}$
 $6 \text{ K} = \dots\dots \text{ Ü}$

$5 \text{ K} + 1 \text{ K} = \dots\dots \text{ K}$
 $50 \text{ Ü} + 10 \text{ Ü} = \dots\dots \text{ Ü}$

$70 \text{ Ü} = \dots\dots \text{ K}$
 $7 \text{ K} = \dots\dots \text{ Ü}$

$6 \text{ K} + 1 \text{ K} = \dots\dots \text{ K}$
 $60 \text{ Ü} + 10 \text{ Ü} = \dots\dots \text{ Ü}$




$$80 \text{ Ü} = \dots\dots \text{ K}$$

$$8 \text{ K} = \dots\dots \text{ Ü}$$



$$7 \text{ K} + 1 \text{ K} = \dots\dots \text{ K}$$

$$70 \text{ Ü} + 10 \text{ Ü} = \dots\dots \text{ Ü}$$



$$90 \text{ Ü} = \dots\dots \text{ K}$$

$$9 \text{ K} = \dots\dots \text{ Ü}$$



$$8 \text{ K} + 1 \text{ K} = \dots\dots \text{ K}$$

$$80 \text{ Ü} + 10 \text{ Ü} = \dots\dots \text{ Ü}$$



$$100 \text{ Ü} = \dots\dots \text{K}$$

$$100 \text{ Ü} = \dots\dots \text{S}$$


$$10 \text{ K} = \dots\dots \text{Ü}$$

$$1 \text{ S} = \dots\dots \text{Ü}$$



$$9 \text{ K} + 1 \text{ K} = \dots\dots \text{K}$$


$$90 \text{ Ü} + 10 \text{ Ü} = \dots\dots\dots \text{Ü}$$



**JÄTA
MEELDE!**

●	●	●	●	●	●	●	●	●	●	10
●	●	●	●	●	●	●	●	●	●	20
●	●	●	●	●	●	●	●	●	●	30
●	●	●	●	●	●	●	●	●	●	40
●	●	●	●	●	●	●	●	●	●	50
●	●	●	●	●	●	●	●	●	●	60
●	●	●	●	●	●	●	●	●	●	70
●	●	●	●	●	●	●	●	●	●	80
●	●	●	●	●	●	●	●	●	●	90
●	●	●	●	●	●	●	●	●	●	100


JÄTA MEELDE!



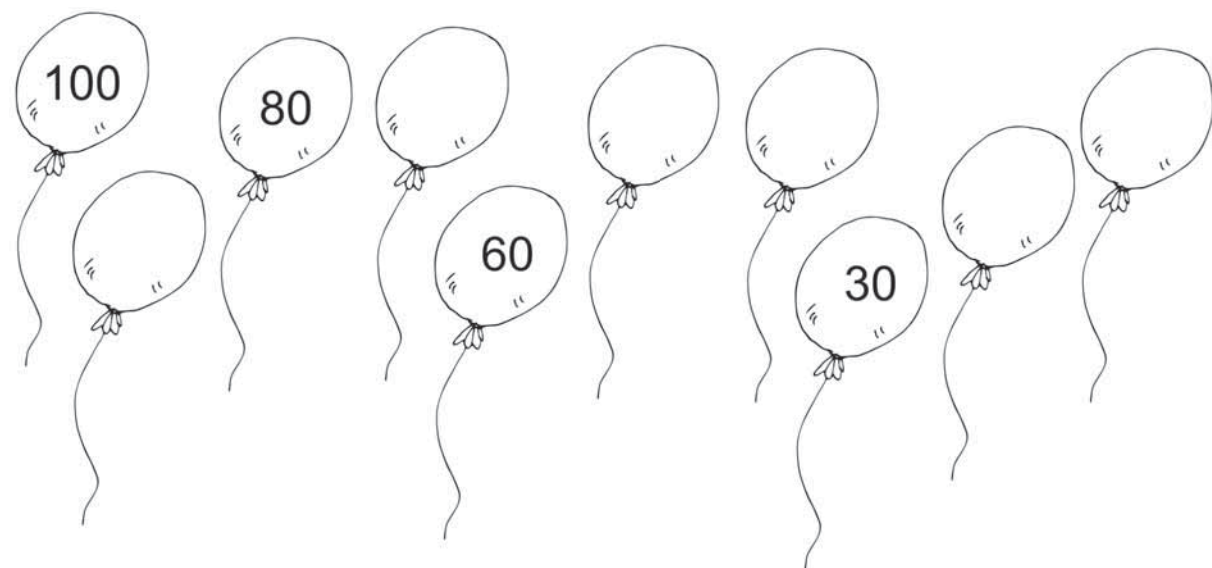
1	2	3	4	5	6	7	8	9	10
---	---	---	---	---	---	---	---	---	----

10	20	30	40	50	60	70	80	90	100
----	----	----	----	----	----	----	----	----	-----



3. Kirjuta puuduvad täis-kümned.



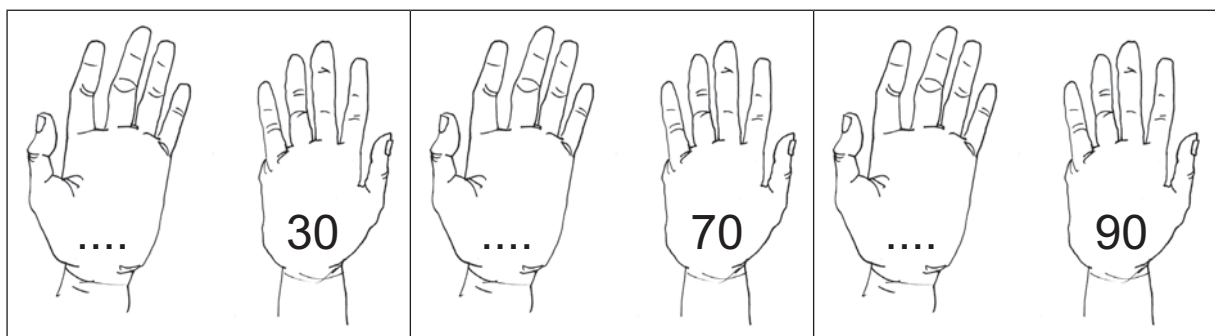
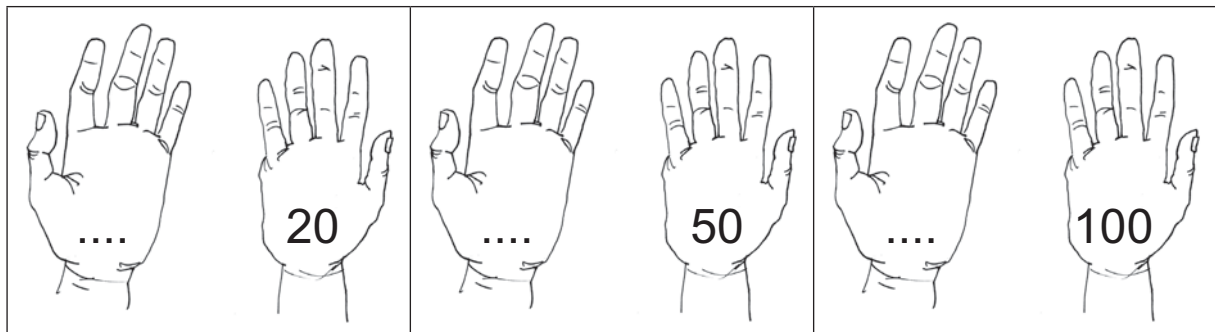
4. Kirjuta puuduvad täis-kümned.




5. Kirjuta antud arvule järgnev täis-kümme.



6. Kirjuta antud arvule eelnev täis-kümme.

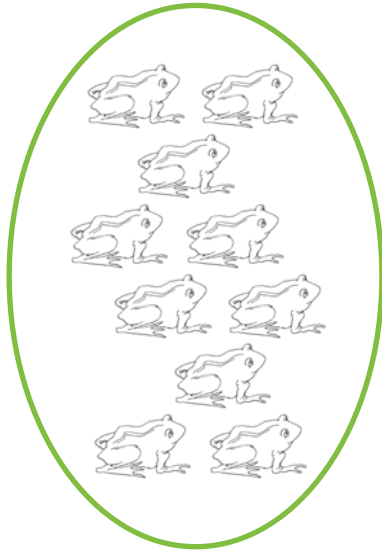
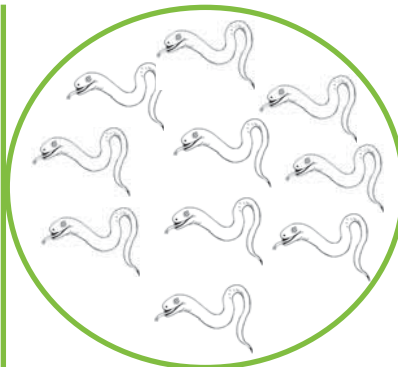

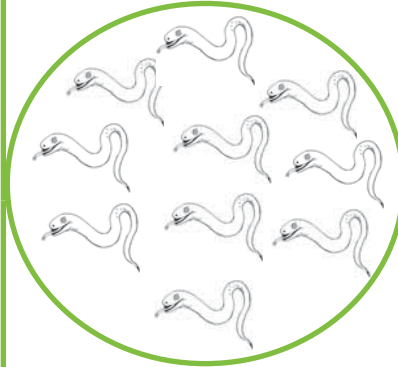




7. Kirjuta antud arvule eelnev ja järgnev täis-kümme.



TÄISKÜMNETE VÕRDLEMINE 100 PIIRES

8. Loenda kümne kaupa.

		
		
Kokku on	Kokku on	Kokku on

9. Kirjuta lünka *rohkem* või *vähem*.

Konnasid on kui tigusid.

Ussikesi on konnasid.

















Tigusid on ussikesi.

Konnasid on kui ussikesi.

Tigusid on kui konnasid.

Ussikesi on kui tigusid.

10. Kirjuta arvud. Võrdle (>, <, =).

				
	2 K			2 K
<hr/>				
				
	...K			...K
<hr/>				
				
	...K			...K
<hr/>				
				
	...K			...K
<hr/>				
				
	...K			...K
<hr/>				
				
	...K			...K
<hr/>				
				
	...K			...K
<hr/>				
				
	...K			...K
<hr/>				

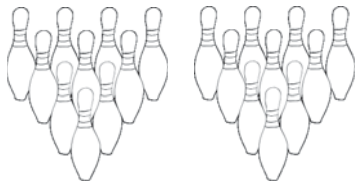
11. Kirjuta arvud. Võrdle (>, <, =).



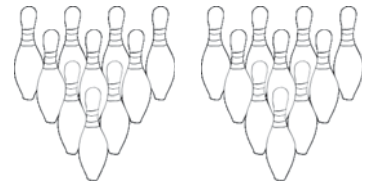
10 ○ 20



□ ○ □



□ ○ □



□ ○ □



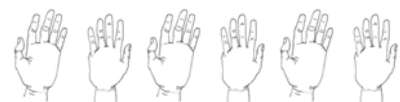
□ ○ □



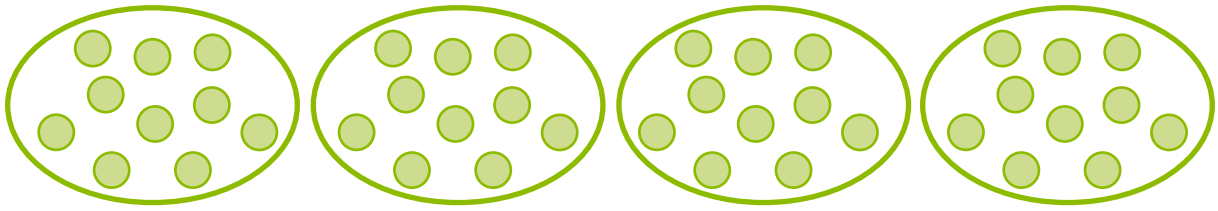
□ ○ □




□ ○ □



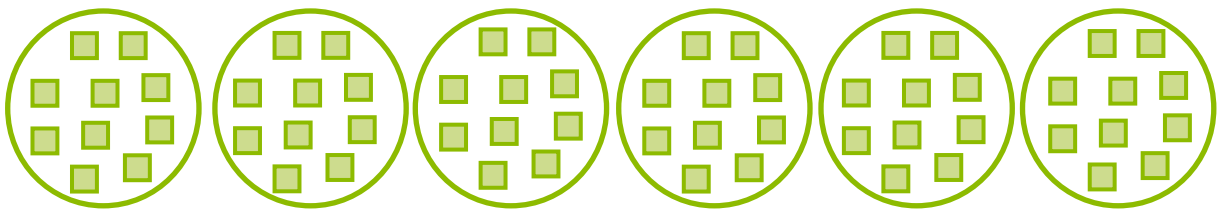
12. Loenda kümne kaupa.



Kokku on ringi.



Kokku on kolm-nurka.



Kokku on neli-nurka.

13. Kirjuta lünka *rohkem* või *vähem*.

Kolm-nurki on kui ringe.

Ringe on kui neli-nurki.

Neli-nurki on kui ringe.



Kolm-nurki on kui neli-nurki.


Ringe on kui kolm-nurki.

Neli-nurki on kolm-nurki.

14. Kirjuta arvud. Võrdle (>, <, =).

			
5 K		5 K	

			
... K		... K	

			
... K		... K	


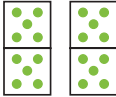
			
... K		... K	

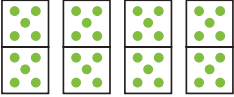
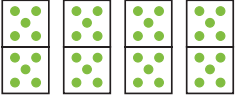
			
... K		... K	

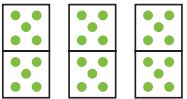
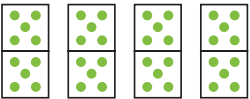
			
... K		... K	

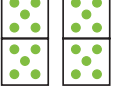

			
... K		... K	

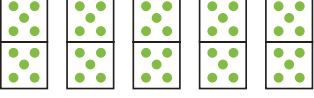

15. Kirjuta arvud. Võrdle (>, <, =).


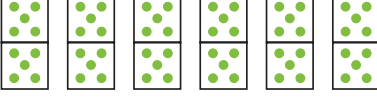
	
10		20


	

16. Loenda kümne kaupa.



Kokku on

.....

Kokku on

.....


Kokku on

.....


Kokku on

.....


17. Kirjuta arvud. Võrdle (>, <, =).



5 K		8 K
50		80



...K		...K



...K		...K



...K		...K




...K		...K



...K		...K


ARVUD 21–30

18. Nimeta ja kirjuta arvud.



2 kümnelist ja 1 üheline

K	Ü




2 kümnelist ja 2 ühelist

K	Ü



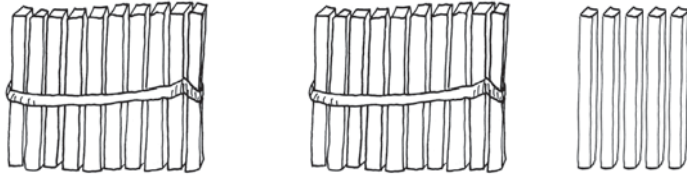
2 kümnelist ja 3 ühelist

K	Ü



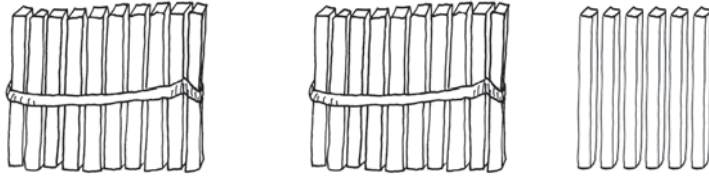
2 kümnelist ja 4 ühelist

K	Ü



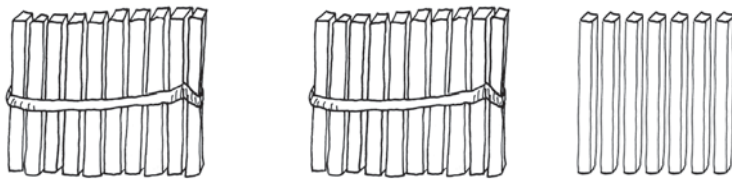
2 kümnelist ja 5 ühelist

K	Ü



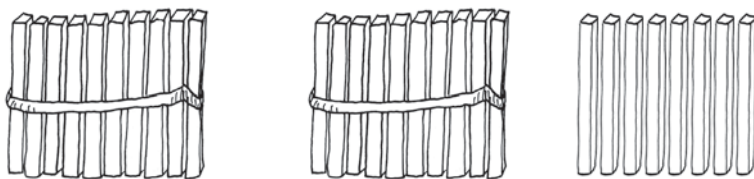
2 kümnelist ja 6 ühelist

K	Ü



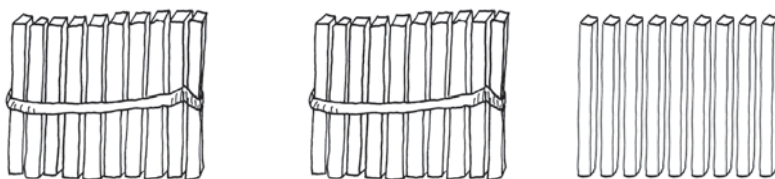
2 kümnelist ja 7 ühelist

K	Ü




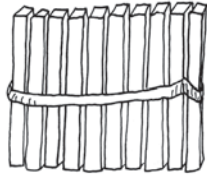
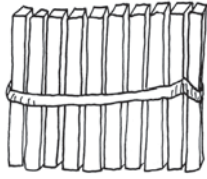
2 kümnelist ja 8 ühelist

K	Ü



2 kümnelist ja 9 ühelist

K	Ü

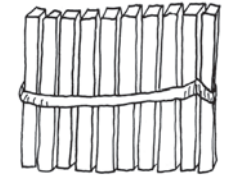
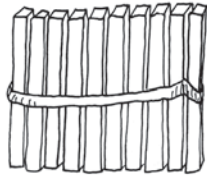
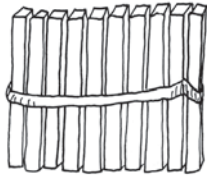


2 kümnelist ja 10 ühelist



K Ü

--	--



3 kümnelist ja 0 ühelist

K Ü

--	--

PEA MEELES!



2 K + 1 K = K

3 kümnelist = ühelist

20 Ü + 10 Ü = Ü

30 ühelist = kümnelist

19. Kirjuta tabelisse arvud 21–30.

Kümneliste järk märgi punasega.

1	2	3	4	5	6	7	8	9	10
11	12	13	14	15	16	17	18	19	20

- Loe kirjutatud arvud.
- Võrdle arvu-tabeli ridu.
- Võrdle arvu-tabeli tulpasid.
- Kirjuta tabeli viimase rea paaris-arvud:

--	--	--	--	--	--	--	--	--

- Kirjuta tabeli viimase rea paaritud arvud:

--	--	--	--	--	--	--	--	--

20. Kirjuta puuduvad arvud.

	22		24	25		27		29	
---	----	---	----	----	---	----	---	----	---

									
---	--	---	--	---	--	--	--	---	--

21. Kirjuta puuduvad arvud.

30		28			25		23		21
----	---	----	---	---	----	--	----	---	----

									
---	--	---	--	---	--	--	--	---	--

22. Kirjuta arvu naabrid.

	24	
--	----	--

	29	
--	----	--

	20	
--	----	--

	25	
--	----	--

	18	
--	----	--

	22	
--	----	--

	9	
--	---	--

	21	
--	----	--

	27	
--	----	--

23. Kirjuta arvud. Loe.

2 kümnelist ja 6 ühelist

--	--

1 kümneline ja 9 ühelist

--	--

3 kümnelist ja 0 ühelist

--	--

2 kümnelist ja 4 ühelist

--	--

8 ühelist

--	--

2 kümnelist ja 0 ühelist

--	--

1 kümneline ja 3 ühelist

--	--

2 kümnelist ja 5 ühelist

--	--

















2 kümnelist ja 7 ühelist

--	--

3 kümnelist ja 0 ühelist

--	--

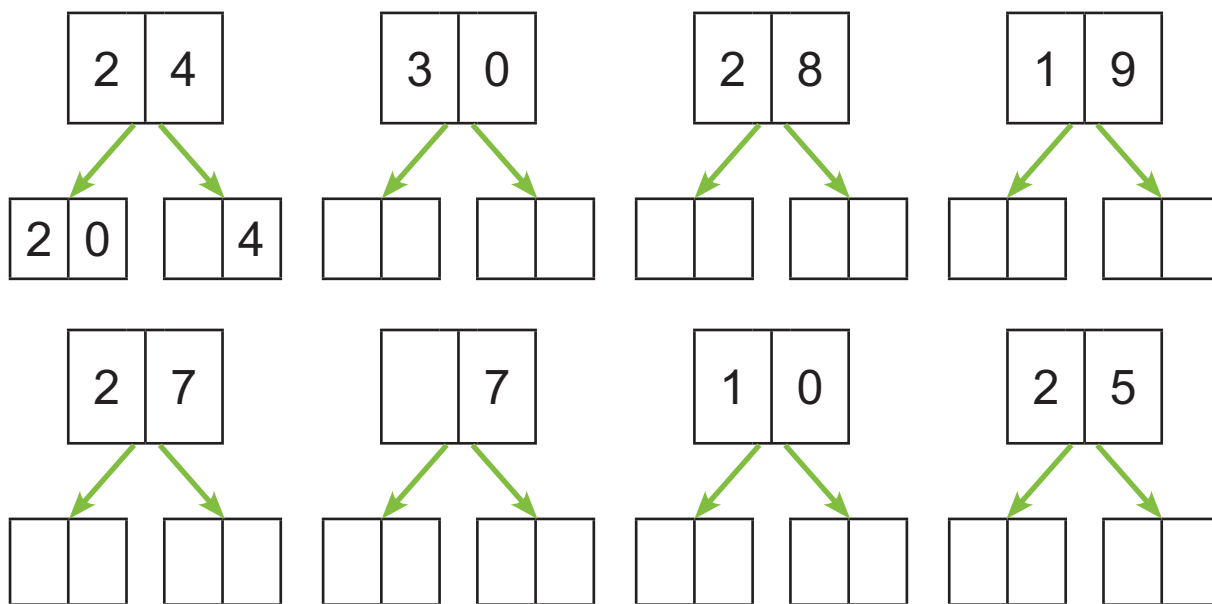
24. Kirjuta arvud. Võrdle (>, <, =).

  <input type="text" value="27"/> <input type="text"/> <input type="text" value="29"/>	  <input type="text"/> <input type="text"/> <input type="text"/>
  <input type="text"/> <input type="text"/> <input type="text"/>	  <input type="text"/> <input type="text"/> <input type="text"/>
  <input type="text"/> <input type="text"/> <input type="text"/>	  <input type="text"/> <input type="text"/> <input type="text"/>
  <input type="text"/> <input type="text"/> <input type="text"/>	  <input type="text"/> <input type="text"/> <input type="text"/>

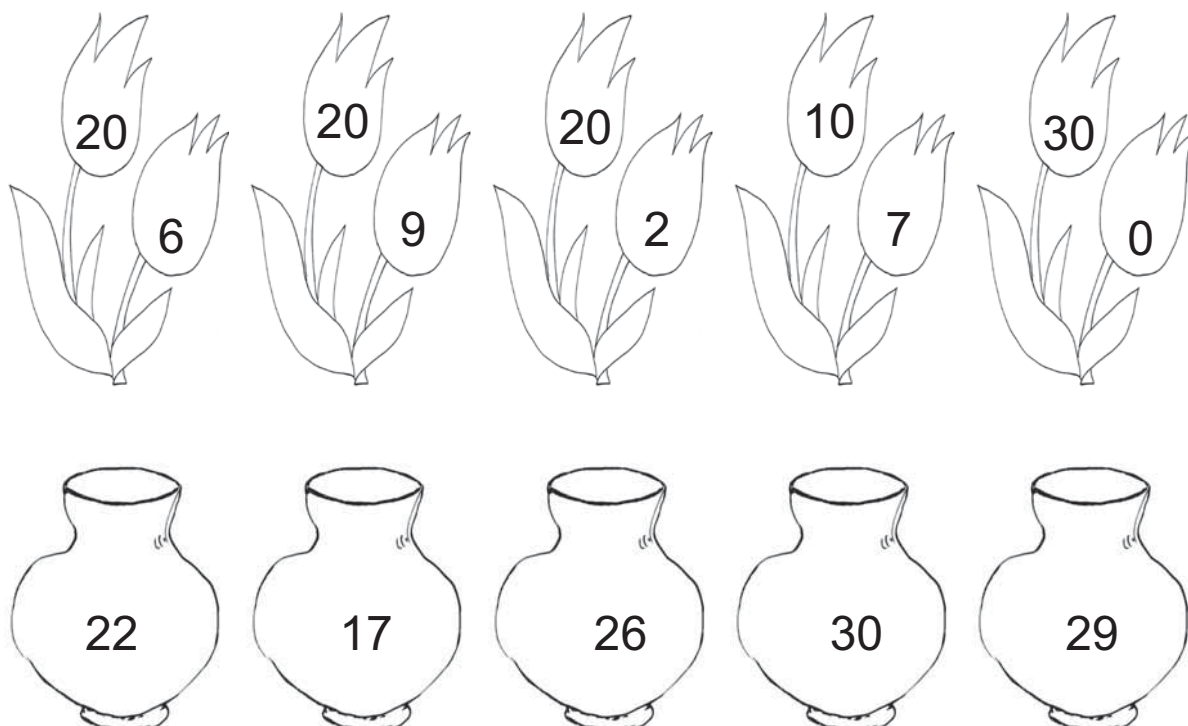
25. Võrdle (>, <, =).

23 <input type="text"/> 27	30 <input type="text"/> 19	25 <input type="text"/> 25
19 <input type="text"/> 20	28 <input type="text"/> 29	28 <input type="text"/> 18
26 <input type="text"/> 22	20 <input type="text"/> 20	24 <input type="text"/> 21

26. Kirjuta arvu asendajad.



27. Sobita lilled vaasi.



Värvi paaris-arvulised vaasid punaseks.

Värvi paaritu-arvulised vaasid rohelisteks.

28. Kirjuta arvu kümnelised ja ühelised.

$24 = \boxed{2} \text{ K} + \boxed{4} \text{ Ü}$

$18 = \boxed{} \text{ K} + \boxed{} \text{ Ü}$

$29 = \boxed{} \text{ K} + \boxed{} \text{ Ü}$

$30 = \boxed{} \text{ K} + \boxed{} \text{ Ü}$

$14 = \boxed{} \text{ K} + \boxed{} \text{ Ü}$

$22 = \boxed{} \text{ K} + \boxed{} \text{ Ü}$

$25 = \boxed{} \text{ K} + \boxed{} \text{ Ü}$

$28 = \boxed{} \text{ K} + \boxed{} \text{ Ü}$

29. Kirjuta arv kümneliste ja üheliste summana.

$23 = \boxed{2} \boxed{0} + \boxed{3}$

$17 = \boxed{} \boxed{} + \boxed{}$

$28 = \boxed{} \boxed{} + \boxed{}$

$24 = \boxed{} \boxed{} + \boxed{}$

$11 = \boxed{} \boxed{} + \boxed{}$

$25 = \boxed{} \boxed{} + \boxed{}$

$30 = \boxed{} \boxed{} + \boxed{}$

$16 = \boxed{} \boxed{} + \boxed{}$

30. Arvuta.

$20 + 6 = \boxed{} \boxed{}$

$10 + 7 = \boxed{} \boxed{}$

$20 + 1 = \boxed{} \boxed{}$

$20 + 4 = \boxed{} \boxed{}$

$10 + 9 = \boxed{} \boxed{}$

$20 + 5 = \boxed{} \boxed{}$

$20 + 2 = \boxed{} \boxed{}$

$10 + 3 = \boxed{} \boxed{}$

31. Kirjuta puuduv arv.

$20 + \square = 29$

$20 + \square = 27$

$20 + \square = 22$

$20 + \square = 21$

$20 + \square = 25$

$10 + \square = 18$

$20 + \square = 23$

$10 + \square = 13$

$20 + \square = 24$

32. Lahenda ülesanne.

Mardil on 20 senti.

Pillel on raha 7 senti rohkem.

Kui palju on raha Pillel?



Andmed:

Mardil senti. ←

Pillel senti

Pillel ?

Lahendus:

Kui palju on raha Pillel?

$\square \square \text{ s} \bigcirc \square \square \text{ s} = \square \square \text{ s}$


Vastus: Pillel on senti.

33. Lahenda ülesanne.

Memmel on 20 parti.

Kanu on 8 võrra rohkem.

Mitu kana on memmel?



Andmed:

Parte ←
Kanu

Kanu ?

Lahendus:

Mitu kana on memmel?

$$\square\square \ominus \square\square = \square\square$$

Vastus: Memmel on kana.

34. Kirjuta puuduvad arvud.

$$20 + \square = 25$$

$$20 + 4 = \square\square$$

$$\square\square + 9 = 29$$


$$10 + \square = 11$$

$$10 + 7 = \square\square$$

$$\square\square + 6 = 26$$


ARVUD 31–40

35. Nimeta ja kirjuta arvud.




3 kümnelist ja 1 üheline

K	Ü




3 kümnelist ja 2 ühelist

K	Ü



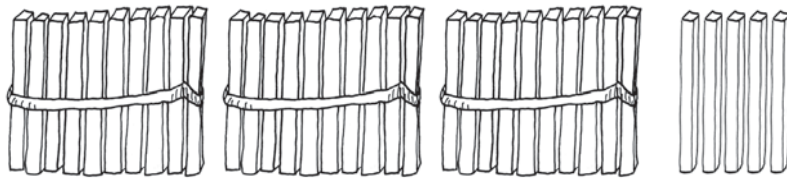
3 kümnelist ja 3 ühelist

K	Ü



3 kümnelist ja 4 ühelist

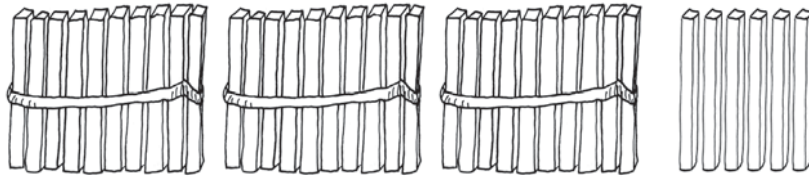
K	Ü



3 kümnelist ja 5 ühelist

K Ü

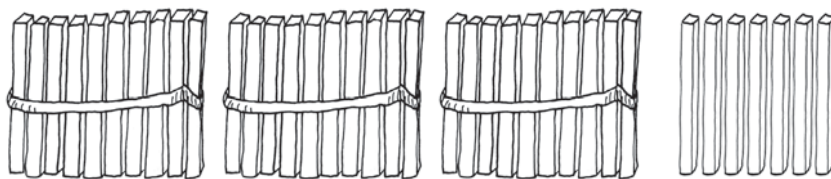
--	--



3 kümnelist ja 6 ühelist

K Ü

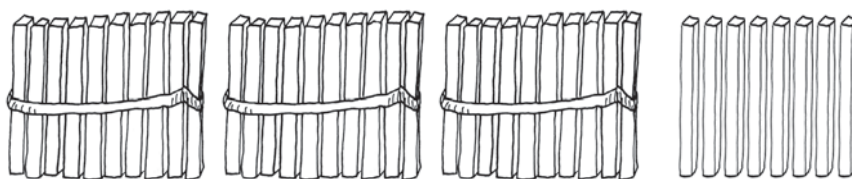
--	--



3 kümnelist ja 7 ühelist

K Ü

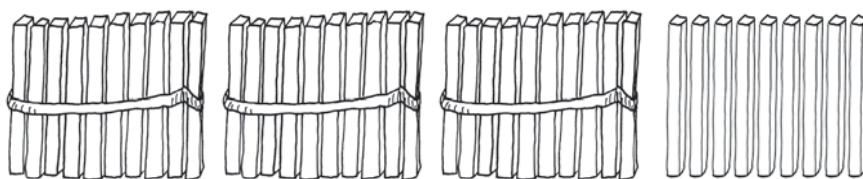
--	--



3 kümnelist ja 8 ühelist

K Ü

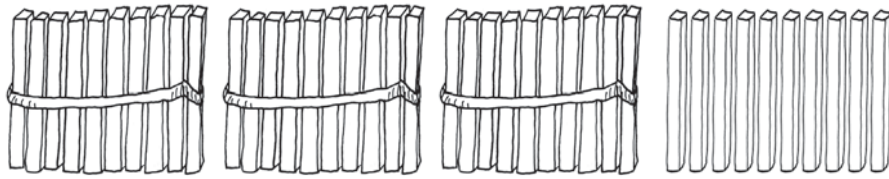
--	--



3 kümnelist ja 9 ühelist

K Ü

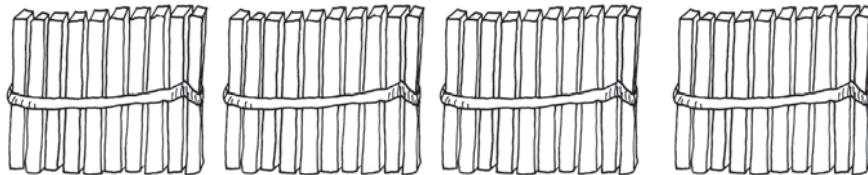
--	--



3 kümnelist ja 10 ühelist

K Ü

--	--



4 kümnelist ja 0 ühelist

K Ü

--	--

PEA MEELES!



3 K + 1 K = K

4 kümnelist = ühelist

30 Ü + 10 Ü = Ü

40 ühelist = kümnelist

36. Kirjuta tabelisse arvud 31–40.

Kümneliste järk märgi punasega.

1	2	3	4	5	6	7	8	9	10
11	12	13	14	15	16	17	18	19	20
21	22	23	24	25	26	27	28	29	30






- Loe kirjutatud arvud.
- Võrdle arvu-tabeli ridu.
- Võrdle arvu-tabeli tulpasid.
- Kirjuta tabeli viimase rea paaris-arvud:

--	--	--	--	--	--	--	--	--	--

- Kirjuta tabeli viimase rea paaritud arvud:

--	--	--	--	--	--	--	--	--	--

37. Kirjuta puuduvad arvud.

31	32		34			37		39	
----	----	---	----	---	---	----	---	----	---

									
---	--	---	--	---	--	--	--	---	--

38. Kirjuta puuduvad arvud.

40		38		36			33	32	
----	---	----	---	----	---	--	----	----	---

									
---	--	---	--	---	--	--	--	---	--

39. Kirjuta arvu naabrid.

	33	
--	----	--

	39	
--	----	--

	29	
--	----	--

	35	
--	----	--

	31	
--	----	--

	30	
--	----	--

	34	
--	----	--

	20	
--	----	--

	17	
--	----	--

40. Kirjuta arvud. Loe.

3 kümnelist ja 1 üheline

--	--

3 kümnelist ja 9 ühelist

--	--

4 kümnelist ja 0 ühelist

--	--

2 kümnelist ja 5 ühelist

--	--

9 ühelist

--	--

3 kümnelist ja 3 ühelist

--	--

1 kümneline ja 8 ühelist

--	--

3 kümnelist ja 0 ühelist

--	--

3 kümnelist ja 6 ühelist

--	--

3 kümnelist ja 2 ühelist

--	--

41. Kirjuta arvud. Võrdle (>, <, =).

34	○	38

□	○	□

□	○	□

□	○	□

□	○	□

□	○	□

□	○	□

□	○	□

□	○	□

□	○	□

42. Võrdle (>, <, =).

34 39

40 38

31 31

29 32

37 27

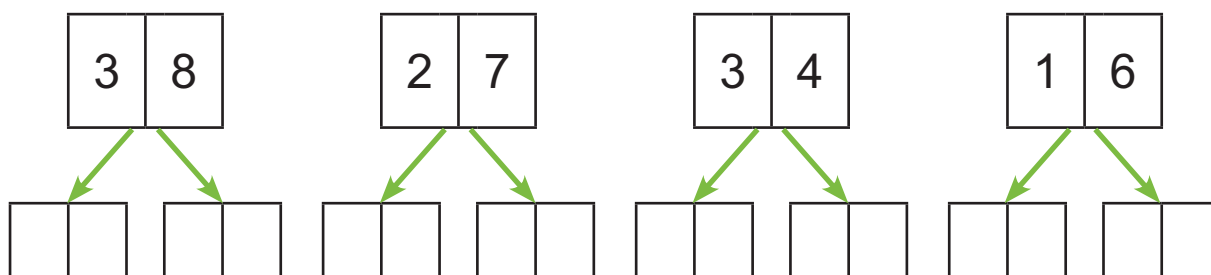
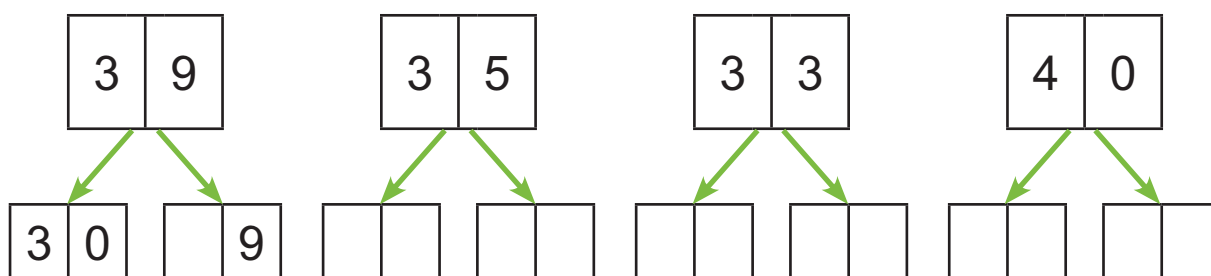
33 36

30 31



35 35

19 30

43. Kirjuta arvu asendajad.



44. Leia karudele koobas.



45. Kirjuta arvu kümnelised ja ühelised.

$37 = \boxed{3} \text{ K} + \boxed{7} \text{ Ü}$

$25 = \boxed{} \text{ K} + \boxed{} \text{ Ü}$

$36 = \boxed{} \text{ K} + \boxed{} \text{ Ü}$

$22 = \boxed{} \text{ K} + \boxed{} \text{ Ü}$

$18 = \boxed{} \text{ K} + \boxed{} \text{ Ü}$

$38 = \boxed{} \text{ K} + \boxed{} \text{ Ü}$

$33 = \boxed{} \text{ K} + \boxed{} \text{ Ü}$

$31 = \boxed{} \text{ K} + \boxed{} \text{ Ü}$

46. Kirjuta arv kümneliste ja üheliste summana.

$36 = \boxed{3} \boxed{0} + \boxed{6}$

$18 = \boxed{} \boxed{} + \boxed{}$

$39 = \boxed{} \boxed{} + \boxed{}$

$33 = \boxed{} \boxed{} + \boxed{}$

$24 = \boxed{} \boxed{} + \boxed{}$

$35 = \boxed{} \boxed{} + \boxed{}$

$40 = \boxed{} \boxed{} + \boxed{}$

$21 = \boxed{} \boxed{} + \boxed{}$

47. Arvuta.

$30 + 5 = \boxed{} \boxed{}$

$20 + 6 = \boxed{} \boxed{}$

$30 + 2 = \boxed{} \boxed{}$

$30 + 9 = \boxed{} \boxed{}$

$10 + 4 = \boxed{} \boxed{}$

$30 + 3 = \boxed{} \boxed{}$

$30 + 7 = \boxed{} \boxed{}$

$20 + 1 = \boxed{} \boxed{}$

48. Kirjuta puuduv arv.

$30 + \square = 38$

$30 + \square = 33$

$30 + \square = 39$

$20 + \square = 25$

$30 + \square = 31$

$30 + \square = 37$

$20 + \square = 21$

$10 + \square = 18$

$30 + \square = 34$

49. Lahenda ülesanne.

Tõnul on 20 rasva-kriiti.

Peetril on 8 rasva-kriiti rohkem.

Mitu rasva-kriiti on Peetril?



Andmed:

Tõnul rasva-kriiti. ←

Peetril

Peetril ?

Lahendus:

Kui palju on Peetril rasva-kriite?

$\square\square \ominus \square\square = \square\square$


Vastus: Peetril on rasva-kriiti.

50. Lahenda ülesanne.

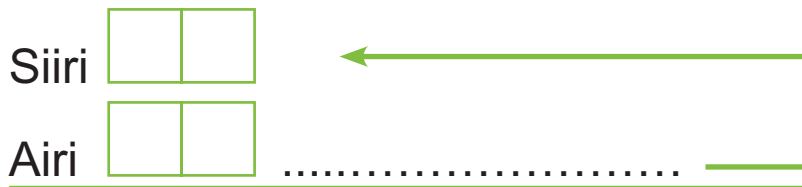
Siiri luges 30 lehe-külge.

Airi luges 9 lehe-külge rohkem.

Mitu lehe-külge luges Airi?



Andmed:



Airi ?

Lahendus:

Mitu lehe-külge luges Airi?

$$\square\square \ominus \square\square = \square\square$$

Vastus: Airi luges lehe-külge.

51. Kirjuta puuduvad arvud.

$$30 + \square = 38$$

$$30 + 9 = \square\square$$

$$\square\square + 4 = 24$$

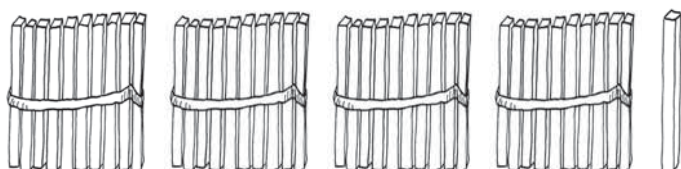
$$20 + \square = 27$$

$$20 + 1 = \square\square$$

$$\square\square + 5 = 15$$

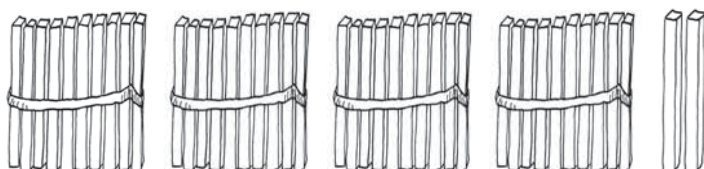
ARVUD 41–50

52. Nimeta ja kirjuta arvud.



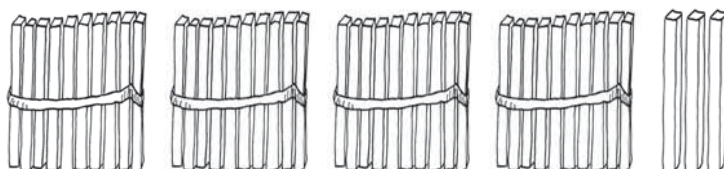
4 kümnelist ja 1 üheline

K	Ü



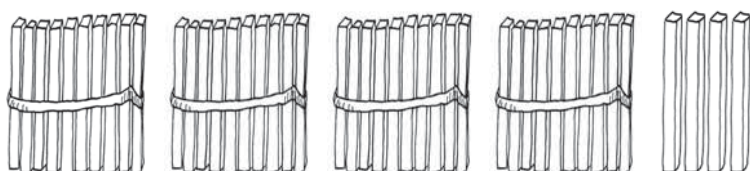
4 kümnelist ja 2 ühelist

K	Ü



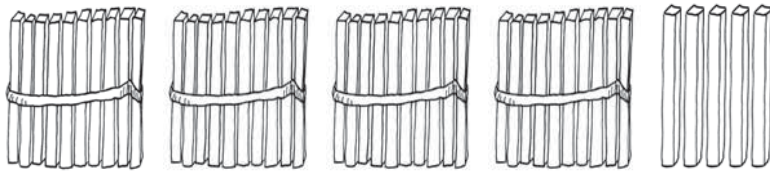
4 kümnelist ja 3 ühelist

K	Ü



4 kümnelist ja 4 ühelist

K	Ü



4 kümnelist ja 5 ühelist

K Ü


--	--



4 kümnelist ja 6 ühelist

K Ü

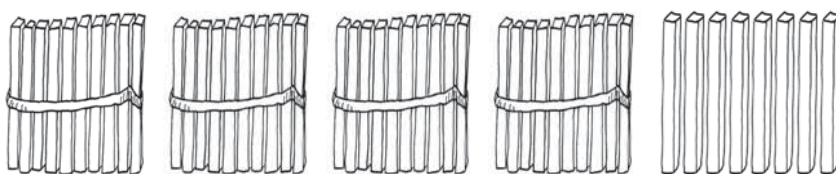
--	--



4 kümnelist ja 7 ühelist

K Ü

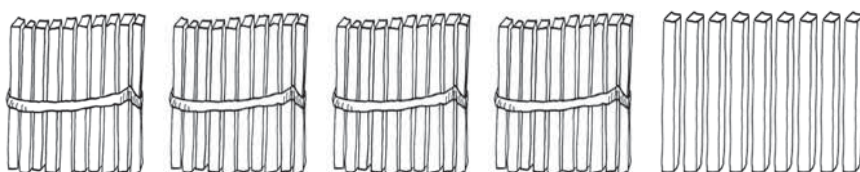
--	--



4 kümnelist ja 8 ühelist

K Ü

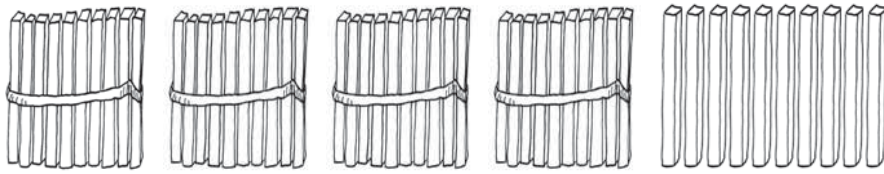
--	--



4 kümnelist ja 9 ühelist

K Ü

--	--



4 kümnelist ja 10 ühelist

K Ü

--	--



5 kümnelist ja 0 ühelist

K Ü

--	--

PEA MEELES!



$$4 \text{ K} + 1 \text{ K} = \dots\dots \text{K}$$

$$40 \text{ Ü} + 10 \text{ Ü} = \dots\dots \text{Ü}$$

$$5 \text{ kümnelist} = \dots\dots \text{ühelist}$$

$$50 \text{ ühelist} = \dots\dots \text{kümnelist}$$

53. Kirjuta tabelisse arvud 41–50.

Kümneliste järk märgi punasega.

1	2	3	4	5	6	7	8	9	10
11	12	13	14	15	16	17	18	19	20
21	22	23	24	25	26	27	28	29	30
31	32	33	34	35	36	37	38	39	40






- Loe kirjutatud arvud.
- Võrdle arvu-tabeli ridu.
- Võrdle arvu-tabeli tulpasid.
- Kirjuta tabeli viimase rea paaris-arvud:

--	--	--	--	--	--	--	--	--	--

- Kirjuta tabeli viimase rea paaritud arvud:






--	--	--	--	--	--	--	--	--	--

54. Kirjuta puuduvad arvud.

41		43		45	46			49	
----	---	----	---	----	----	--	---	----	---

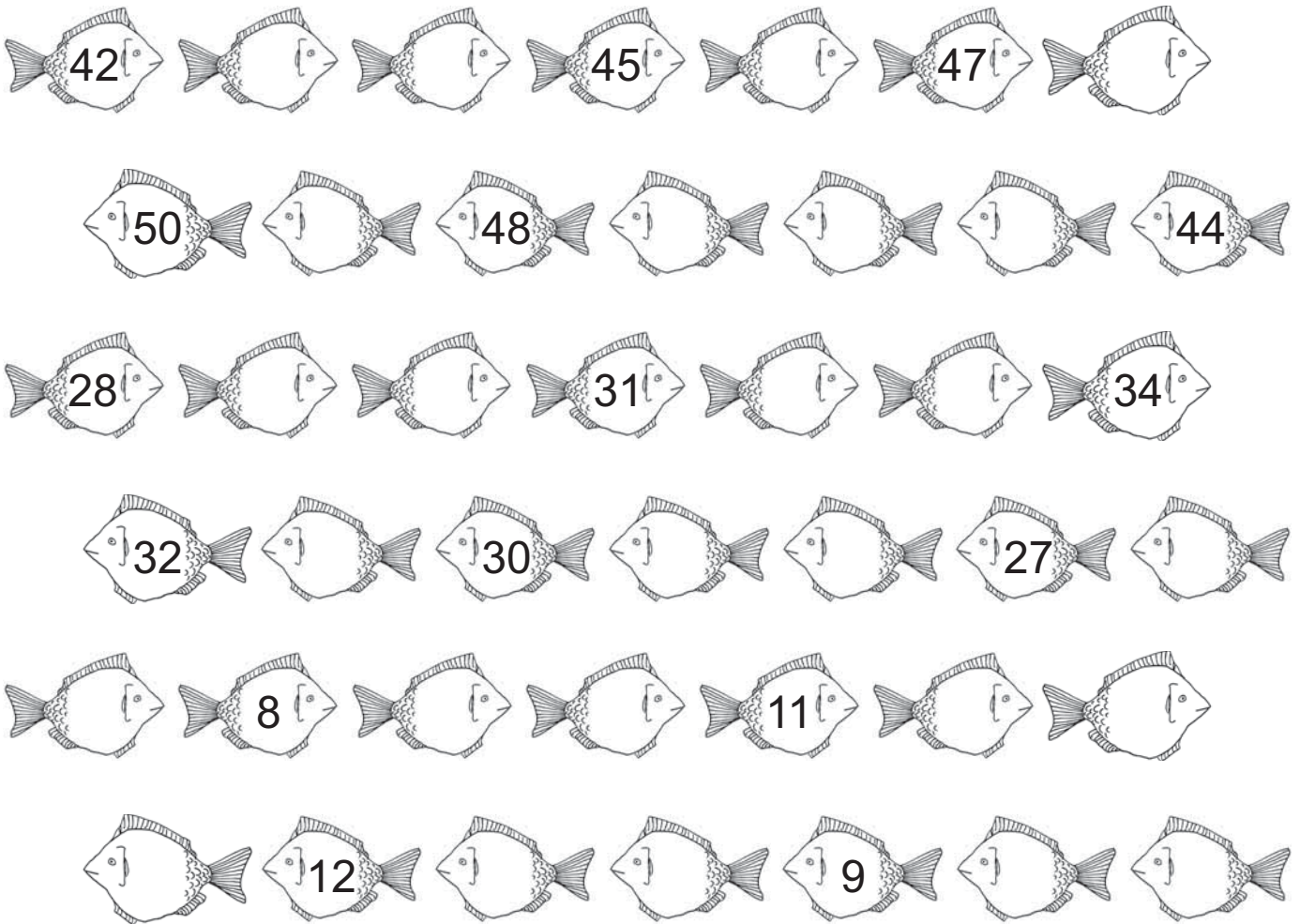
									
---	--	---	--	---	--	--	--	---	--

55. Kirjuta puuduvad arvud.

50		48			45	44			41
----	---	----	---	---	----	----	---	---	----

									
---	--	---	--	---	--	--	--	---	--

56. Kirjuta puuduvad arvud.



57. Kirjuta arvu naabrid.

	44			49			40	
	41			46			42	
	39			48			25	

58. Kirjuta arvud. Loe.

4 kümnelist ja 9 ühelist

--	--

4 kümnelist ja 4 ühelist

--	--

5 kümnelist ja 0 ühelist

--	--

4 kümnelist ja 1 üheline

--	--

2 ühelist

--	--

3 kümnelist ja 5 ühelist

--	--

3 kümnelist ja 4 ühelist

--	--

1 kümneline ja 1 üheline

--	--

2 kümnelist ja 0 ühelist

--	--

4 kümnelist ja 4 ühelist

--	--

8 ühelist

--	--

3 kümnelist ja 1 üheline

--	--

3 kümnelist ja 9 ühelist

--	--

4 kümnelist ja 7 ühelist

--	--

59. Kirjuta arvud. Võrdle (>, <, =).

 <input type="text"/> <input type="text"/> <input type="text"/>	 <input type="text"/> <input type="text"/> <input type="text"/>
--	--

 <input type="text"/> <input type="text"/> <input type="text"/>	 <input type="text"/> <input type="text"/> <input type="text"/>
--	--

 <input type="text"/> <input type="text"/> <input type="text"/>	 <input type="text"/> <input type="text"/> <input type="text"/>
--	--

 <input type="text"/> <input type="text"/> <input type="text"/>	 <input type="text"/> <input type="text"/> <input type="text"/>
--	--

 <input type="text"/> <input type="text"/> <input type="text"/>	 <input type="text"/> <input type="text"/> <input type="text"/>
--	--

60. Võrdle (>, <, =).

48 44

39 41

50 49

36 36

47 49



30 40

45 25

42 50

39 29

63. Sobita rahad raha-kassasse.



64. Kirjuta arv kümneliste ja üheliste summana.

$$47 = \begin{array}{|c|c|} \hline 4 & 0 \\ \hline \end{array} + \begin{array}{|c|} \hline 7 \\ \hline \end{array}$$

$$44 = \begin{array}{|c|c|} \hline & \\ \hline \end{array} + \begin{array}{|c|} \hline \\ \hline \end{array}$$

$$38 = \begin{array}{|c|c|} \hline & \\ \hline \end{array} + \begin{array}{|c|} \hline \\ \hline \end{array}$$

$$39 = \begin{array}{|c|c|} \hline & \\ \hline \end{array} + \begin{array}{|c|} \hline \\ \hline \end{array}$$


$$41 = \begin{array}{|c|c|} \hline & \\ \hline \end{array} + \begin{array}{|c|} \hline \\ \hline \end{array}$$

$$43 = \begin{array}{|c|c|} \hline & \\ \hline \end{array} + \begin{array}{|c|} \hline \\ \hline \end{array}$$

$$50 = \begin{array}{|c|c|} \hline & \\ \hline \end{array} + \begin{array}{|c|} \hline \\ \hline \end{array}$$

$$28 = \begin{array}{|c|c|} \hline & \\ \hline \end{array} + \begin{array}{|c|} \hline \\ \hline \end{array}$$

65. Võrdle.



Taivol on eurot.



Triinul on eurot.

Taivol on raha kui Triinul.



Eerikul on senti.



Sirilil on senti.


Eerikul on raha kui Sirilil.

66. Lahenda ülesanne.

Tädi Malle keetis suvel 40 purki moosi.

Vana-ema Helle keetis moosi 5 purki rohkem.

Mitu purki moosi keetis vana-ema?



Andmed:

Tädi Malle	<input type="text"/> <input type="text"/>	←
Vana-ema Helle	<input type="text"/> <input type="text"/>
Vana-ema	?	

Lahendus:

Mitu purki moosi keetis vana-ema Helle?

$$\square\square \ominus \square\square = \square\square$$

Vastus: Vana-ema Helle keetis purki moosi.

*** Millest moosi keedeti?**



67. Kirjuta puuduv arv.

$40 + \square = 44$

$40 + \square = 47$

$40 + \square = 45$

$30 + \square = 39$

$40 + \square = 41$


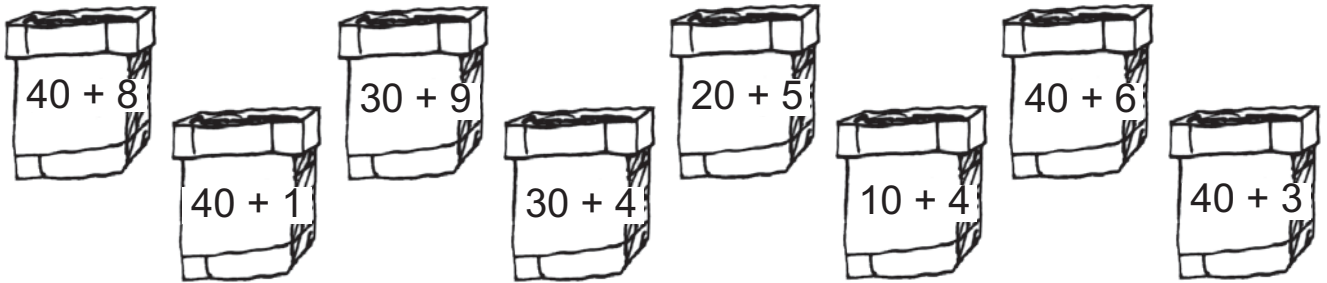
$10 + \square = 18$

$20 + \square = 27$

$30 + \square = 33$

$40 + \square = 42$

68. Leia majadele korsten.



69. Kirjuta puuduvad arvud.

$40 + \square = 42$

$40 + 6 = \square \square$

$\square \square + 5 = 35$

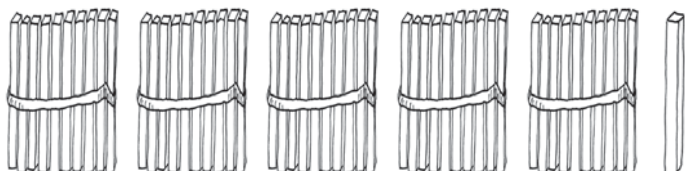
$30 + \square = 38$

$10 + 9 = \square \square$

$\square \square + 3 = 23$

ARVUD 51–60

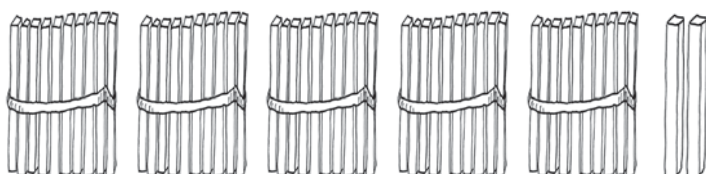
70. Nimeta ja kirjuta arvud.



5 kümnelist ja 1 üheline

K Ü

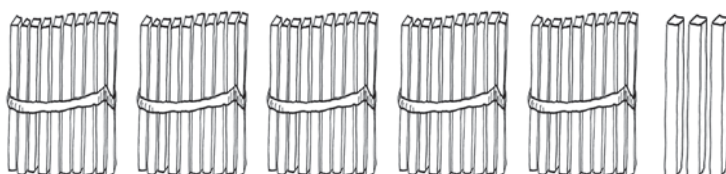
--	--



5 kümnelist ja 2 ühelist

K Ü

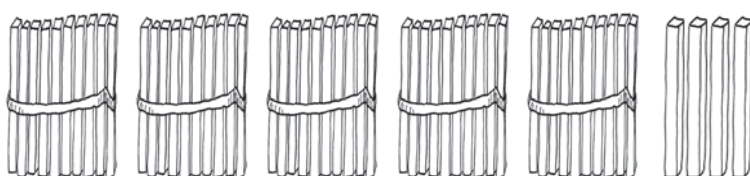
--	--



5 kümnelist ja 3 ühelist

K Ü

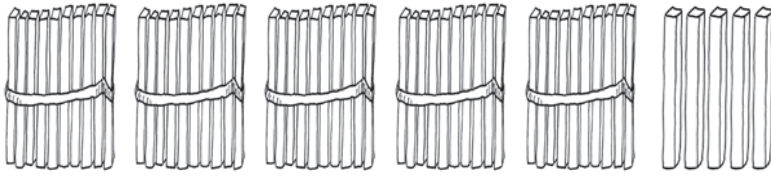
--	--



5 kümnelist ja 4 ühelist

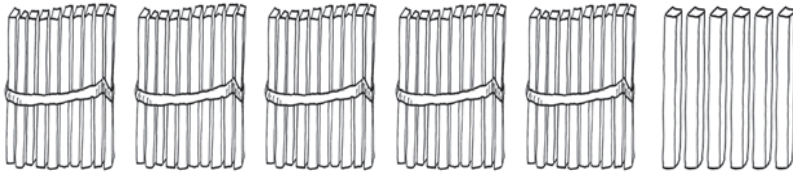
K Ü

--	--



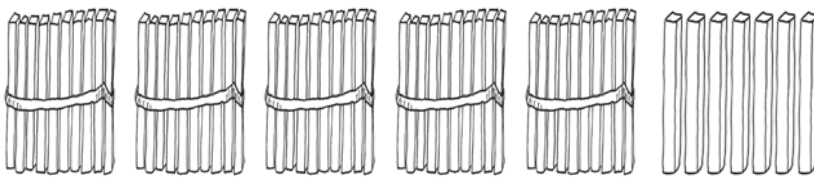
5 kümnelist ja 5 ühelist

K	Ü



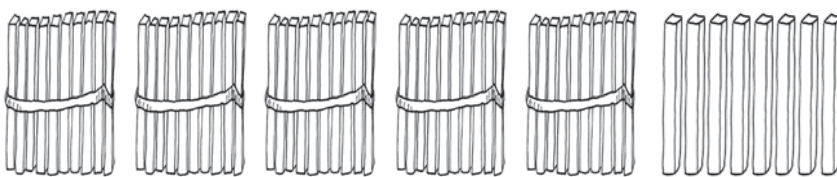
5 kümnelist ja 6 ühelist

K	Ü



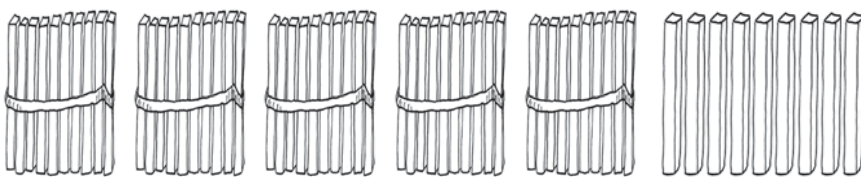
5 kümnelist ja 7 ühelist

K	Ü



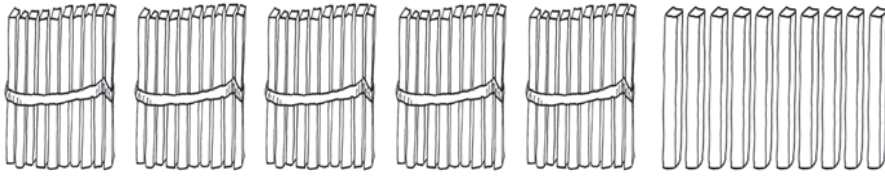
5 kümnelist ja 8 ühelist

K	Ü



5 kümnelist ja 9 ühelist

K	Ü

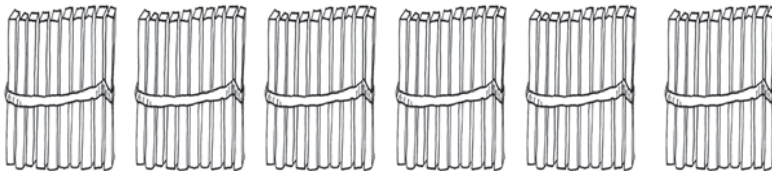


5 kümnelist ja 10 ühelist



K Ü

--	--



6 kümnelist ja 0 ühelist

K Ü

--	--

PEA MEELES!

$$5 K + 1 K = \dots\dots K$$

$$50 \ddot{U} + 10 \ddot{U} = \dots\dots \ddot{U}$$

$$6 \text{ kümnelist} = \dots\dots \text{ühelist}$$

$$60 \text{ ühelist} = \dots\dots \text{kümnelist}$$



71. Kirjuta tabelisse puuduvad arvud.

Kümneliste järk märgi punasega.

1	2	3	4	5	6	7	8	9	
11		13	14	15	16	17		19	20
21	22		24	25	26		28	29	
	32	33	34		36	37	38	39	40
41	42		44	45	46	47		49	50
									60

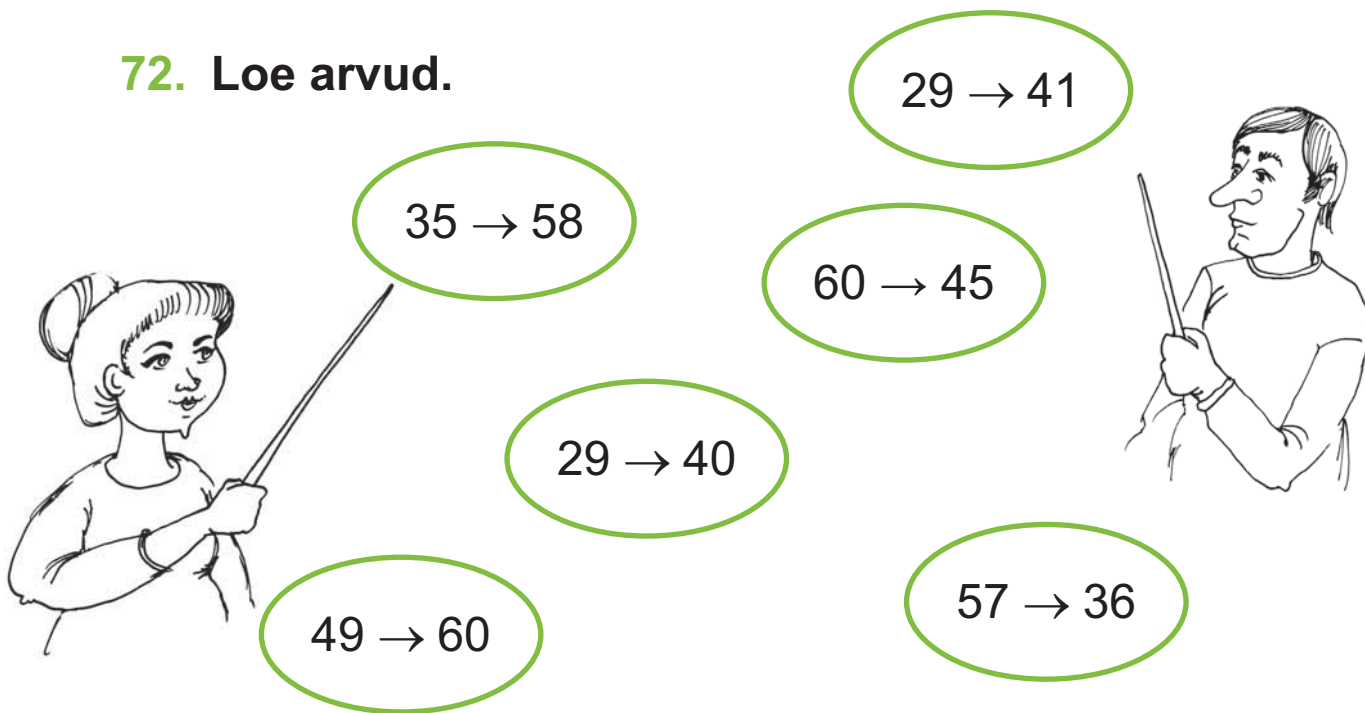
- Loe arvu-tabeli viimase rea arvud.
- Loe üle-jäänud kirjutatud arvud.
- Võrdle arvu-tabeli ridu.
- Võrdle arvu-tabeli tulpasid.
- Kirjuta tabeli viimase rea paaris-arvud:

<input type="text"/>	<input type="text"/>	,	<input type="text"/>	<input type="text"/>	,	<input type="text"/>	<input type="text"/>	,	<input type="text"/>	<input type="text"/>	,	<input type="text"/>	<input type="text"/>
----------------------	----------------------	---	----------------------	----------------------	---	----------------------	----------------------	---	----------------------	----------------------	---	----------------------	----------------------

- Kirjuta tabeli viimase rea paaritud arvud:

<input type="text"/>	<input type="text"/>	,	<input type="text"/>	<input type="text"/>	,	<input type="text"/>	<input type="text"/>	,	<input type="text"/>	<input type="text"/>	,	<input type="text"/>	<input type="text"/>
----------------------	----------------------	---	----------------------	----------------------	---	----------------------	----------------------	---	----------------------	----------------------	---	----------------------	----------------------

72. Loe arvud.



35 → 58

29 → 41

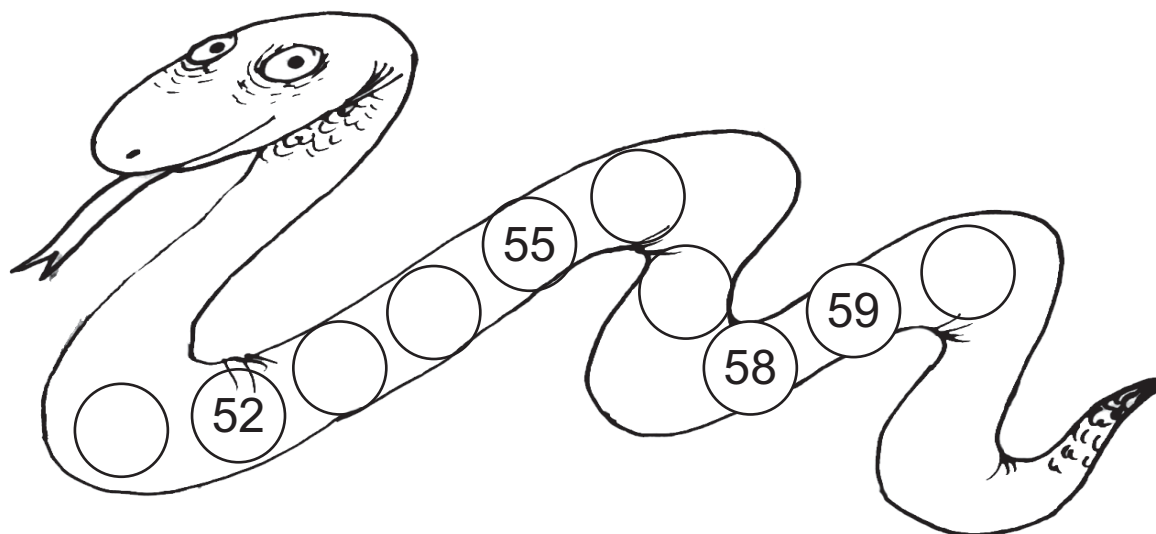
60 → 45

29 → 40


49 → 60

57 → 36

73. Kirjuta puuduvad arvud.



74. Kirjuta puuduvad arvud.



75. Kirjuta puuduv arv.

53		55
----	--	----

49		51
----	--	----

38		40
----	--	----

59		57
----	--	----

52		50
----	--	----

47		45
----	--	----

76. Kirjuta arvu naabrid.

	58	
--	----	--

	51	
--	----	--

	53	
--	----	--

	49	
--	----	--

	50	
--	----	--

	39	
--	----	--

77. Kirjuta arvud. Loe.

5 kümnelist ja 3 ühelist

--	--

5 kümnelist ja 5 ühelist

--	--

6 kümnelist ja 0 ühelist

--	--

4 kümnelist ja 8 ühelist

--	--

5 kümnelist ja 2 ühelist

--	--

1 kümneline ja 8 ühelist

--	--



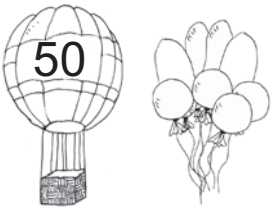





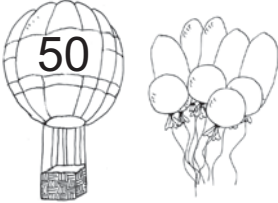







4 kümnelist ja 9 ühelist

--	--

5 kümnelist ja 1 üheline

--	--

78. Kirjuta arvud. Võrdle (>, <, =).

  <input type="text"/> <input type="text"/> <input type="text"/>	  <input type="text"/> <input type="text"/> <input type="text"/>
  <input type="text"/> <input type="text"/> <input type="text"/>	  <input type="text"/> <input type="text"/> <input type="text"/>
  <input type="text"/> <input type="text"/> <input type="text"/>	  <input type="text"/> <input type="text"/> <input type="text"/>
  <input type="text"/> <input type="text"/> <input type="text"/>	  <input type="text"/> <input type="text"/> <input type="text"/>

79. Võrdle (>, <, =).

56 59

51 55

60 59

49 49

53 52

48 38

57 51
















38 38

56 57

80. Kirjuta arvu asendajad.

5	6	5	9	4	1	5	3
5	0		6				
4	7	5	5	3	4	2	2

81. Sobita köögi-viljad purkidesse.

82. Kirjuta arvu kümnelised ja ühelised.

$54 = \boxed{5} \text{ K} + \boxed{4} \text{ Ü}$

$38 = \boxed{} \text{ K} + \boxed{} \text{ Ü}$

$59 = \boxed{} \text{ K} + \boxed{} \text{ Ü}$

$47 = \boxed{} \text{ K} + \boxed{} \text{ Ü}$

$60 = \boxed{} \text{ K} + \boxed{} \text{ Ü}$

$51 = \boxed{} \text{ K} + \boxed{} \text{ Ü}$

$42 = \boxed{} \text{ K} + \boxed{} \text{ Ü}$

$19 = \boxed{} \text{ K} + \boxed{} \text{ Ü}$

83. Kirjuta arv kümneliste ja üheliste summana.

$57 = \boxed{5} \boxed{0} + \boxed{7}$

$56 = \boxed{} \boxed{} + \boxed{}$

$53 = \boxed{} \boxed{} + \boxed{}$

$48 = \boxed{} \boxed{} + \boxed{}$

$44 = \boxed{} \boxed{} + \boxed{}$

$35 = \boxed{} \boxed{} + \boxed{}$

$60 = \boxed{} \boxed{} + \boxed{}$

$27 = \boxed{} \boxed{} + \boxed{}$

84. Arvuta.

$50 + 9 = \boxed{} \boxed{}$

$50 + 7 = \boxed{} \boxed{}$

$50 + 3 = \boxed{} \boxed{}$

$40 + 8 = \boxed{} \boxed{}$

$40 + 9 = \boxed{} \boxed{}$

$50 + 5 = \boxed{} \boxed{}$

$30 + 2 = \boxed{} \boxed{}$

$20 + 1 = \boxed{} \boxed{}$

85. Kirjuta puuduv arv.

$50 + \square = 56$

$30 + \square = 39$

$50 + \square = 55$

$50 + \square = 51$

$40 + \square = 44$

$50 + \square = 58$

$40 + \square = 45$

$50 + \square = 59$

$20 + \square = 21$

86. Lahenda ülesanne.

Markus sõitis staadionil rattaga 50 ringi.

Endel sõitist temast 3 ringi rohkem.

Mitu ringi sõitis staadionil Endel?



Andmed:

Markus

--	--

 ringi. ←

Endel

--	--

Endel ?

Lahendus:

Mitu ringi sõitis staadionil Endel?

$\square \square \bigcirc \square \square = \square \square$

Vastus: Endel sõitis

--	--

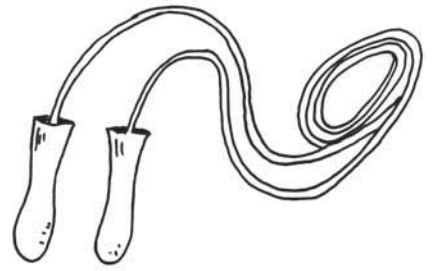
 ringi.

87. Lahenda ülesanne.

Reelika hüppas hüppe-nööriga 40 korda.

Miina tegi Reelikast 9 hüpet rohkem.

Mitu korda hüppas hüppe-nööriga Miina?



Andmed:

Reelika hüpet. ←

Miina

Miina ?

Lahendus:

Mitu korda hüppas hüppe-nööriga Miina?

$$\boxed{} \boxed{} \bigcirc \boxed{} \boxed{} = \boxed{} \boxed{}$$

Vastus: Miina hüppas hüpet.

88. Kirjuta puuduvad arvud.

$$50 + \boxed{} = 57$$

$$40 + 6 = \boxed{} \boxed{}$$

$$\boxed{} \boxed{} + 3 = 43$$

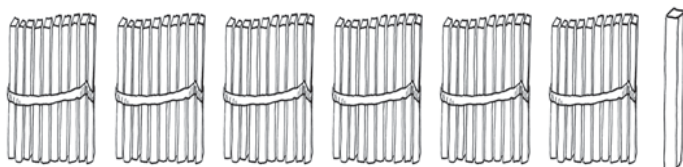
$$50 + \boxed{} = 59$$

$$50 + 8 = \boxed{} \boxed{}$$

$$\boxed{} \boxed{} + 5 = 35$$

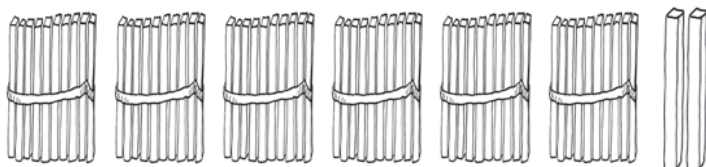
ARVUD 61–70

89. Nimeta ja kirjuta arvud.



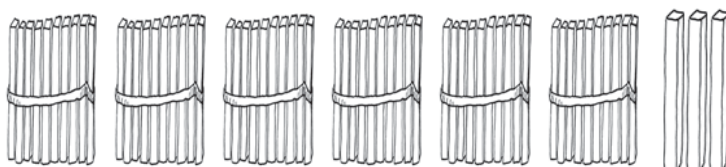
6 kümnelist ja 1 üheline

K	Ü



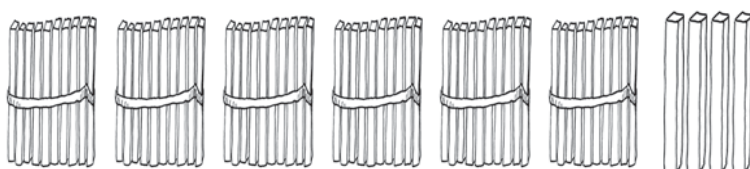
6 kümnelist ja 2 ühelist

K	Ü



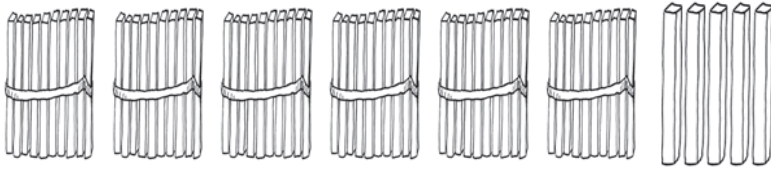
6 kümnelist ja 3 ühelist

K	Ü



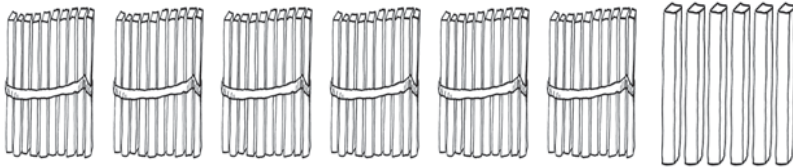
6 kümnelist ja 4 ühelist

K	Ü



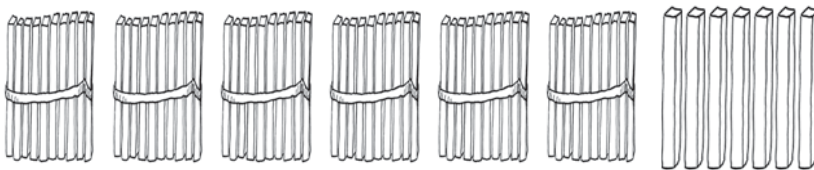
6 kümnelist ja 5 ühelist

K	Ü



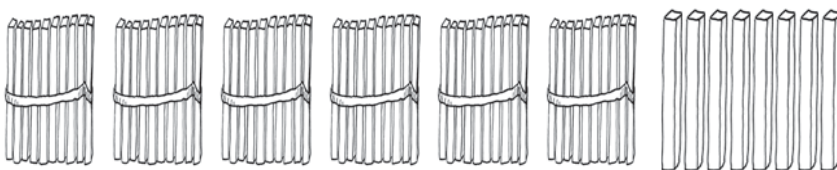
6 kümnelist ja 6 ühelist

K	Ü



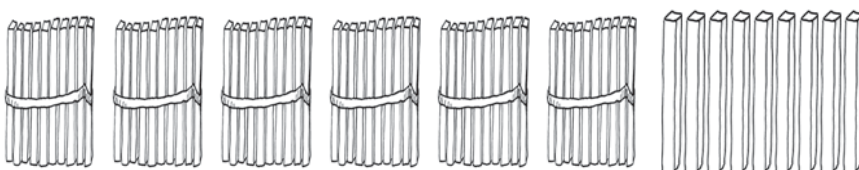
6 kümnelist ja 7 ühelist

K	Ü



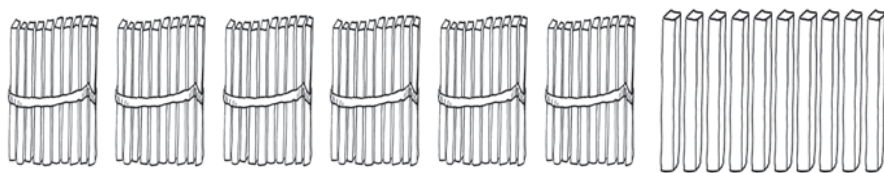
6 kümnelist ja 8 ühelist

K	Ü



6 kümnelist ja 9 ühelist

K	Ü




6 kümnelist ja 10 ühelist



K Ü

--	--



7 kümnelist ja 0 ühelist

K Ü

--	--



PEA MEELES!

$$6 K + 1 K = \dots K$$

$$60 \ddot{U} + 10 \ddot{U} = \dots \ddot{U}$$

$$7 \text{ kümnelist} = \dots \text{ ühelist}$$

$$70 \text{ ühelist} = \dots \text{ kümnelist}$$



90. Kirjuta tabelisse puuduvad arvud.

Kümneliste järk märgi punasega.

1	2	3	4	5	6	7	8	9	
11	12	13	14			17	18	19	20
21		23	24	25	26	27	28	29	30
31	32	33		35	36	37		39	40
	42	43	44	45	46	47	48	49	
51	52		54	55	56		58	59	60
	62								70

- Loe arvu-tabeli viimase rea arvud.
- Loe üle-jäänud kirjutatud arvud.
- Võrdle arvu-tabeli ridu.
- Võrdle arvu-tabeli tulpasid.
- Kirjuta tabeli viimase rea paaris-arvud:

<input type="text"/>	<input type="text"/>	,	<input type="text"/>	<input type="text"/>	,	<input type="text"/>	<input type="text"/>	,	<input type="text"/>	<input type="text"/>	,	<input type="text"/>	<input type="text"/>
----------------------	----------------------	---	----------------------	----------------------	---	----------------------	----------------------	---	----------------------	----------------------	---	----------------------	----------------------

- Kirjuta tabeli viimase rea paaritud arvud:

<input type="text"/>	<input type="text"/>	,	<input type="text"/>	<input type="text"/>	,	<input type="text"/>	<input type="text"/>	,	<input type="text"/>	<input type="text"/>	,	<input type="text"/>	<input type="text"/>
----------------------	----------------------	---	----------------------	----------------------	---	----------------------	----------------------	---	----------------------	----------------------	---	----------------------	----------------------

91. Loe arvud.



$63 \rightarrow 69$

$49 \rightarrow 55$

$27 \rightarrow 38$

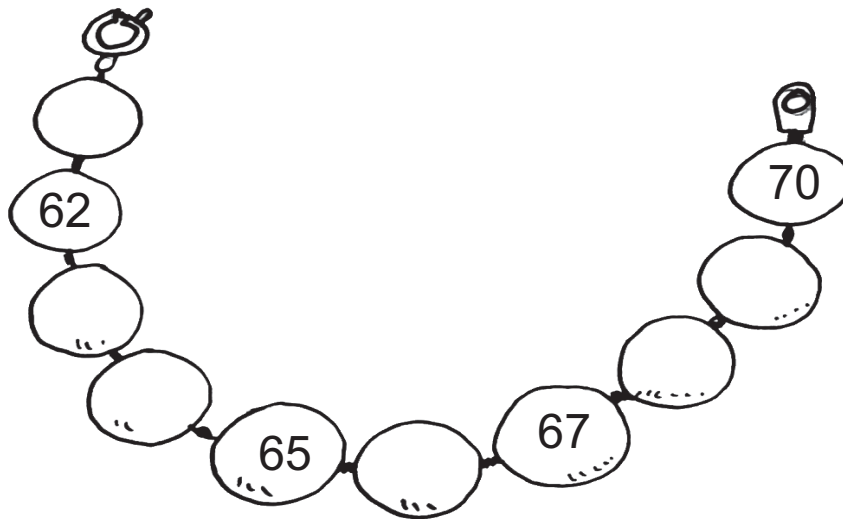
$70 \rightarrow 64$

$53 \rightarrow 44$

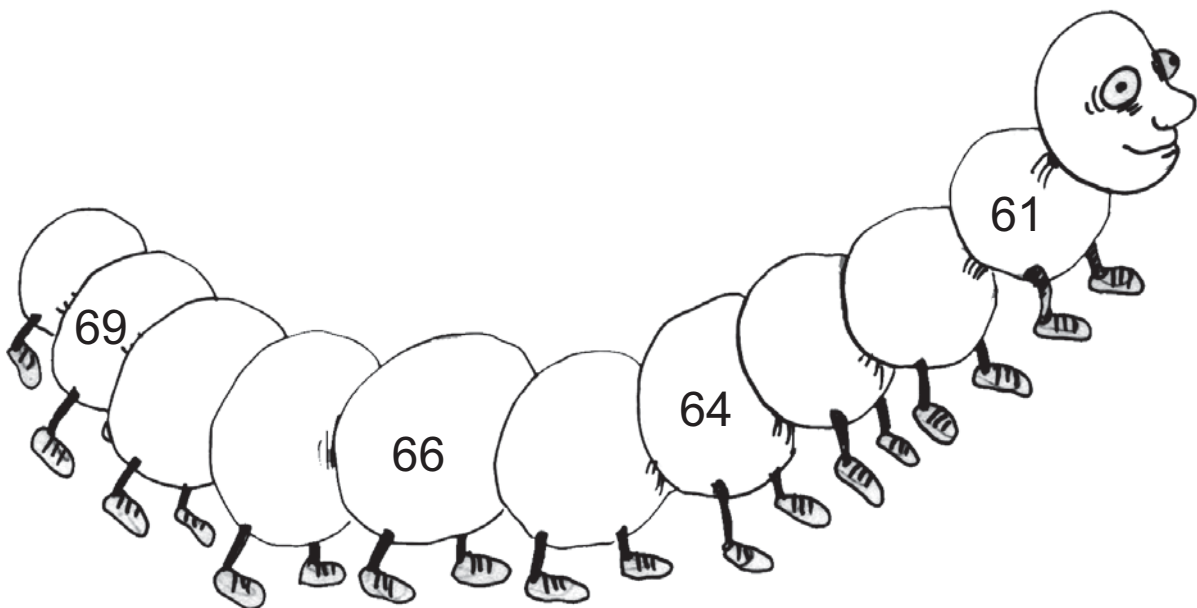
$33 \rightarrow 21$




92. Kirjuta puuduvad arvud.



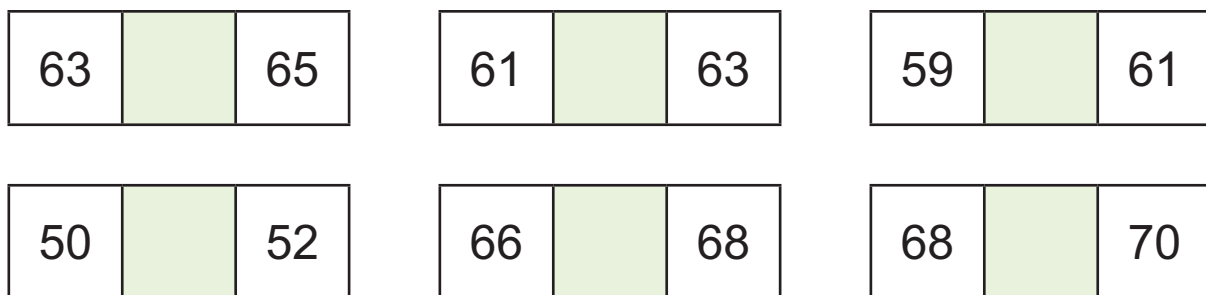
93. Kirjuta puuduvad arvud.



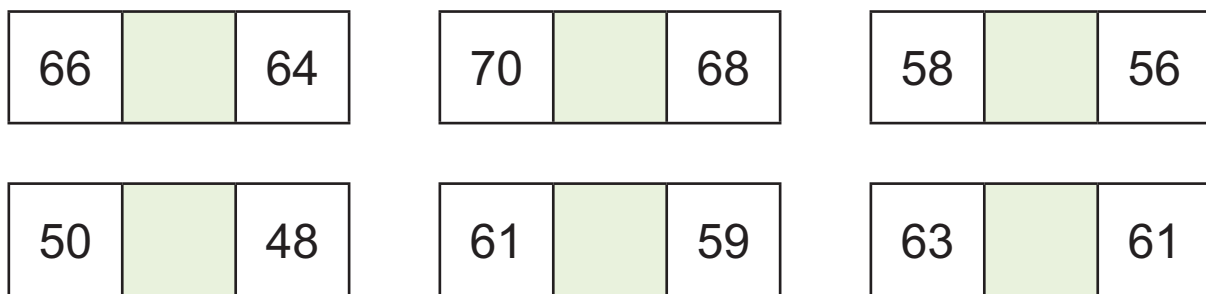
94. Kirjuta puuduvad arvud.



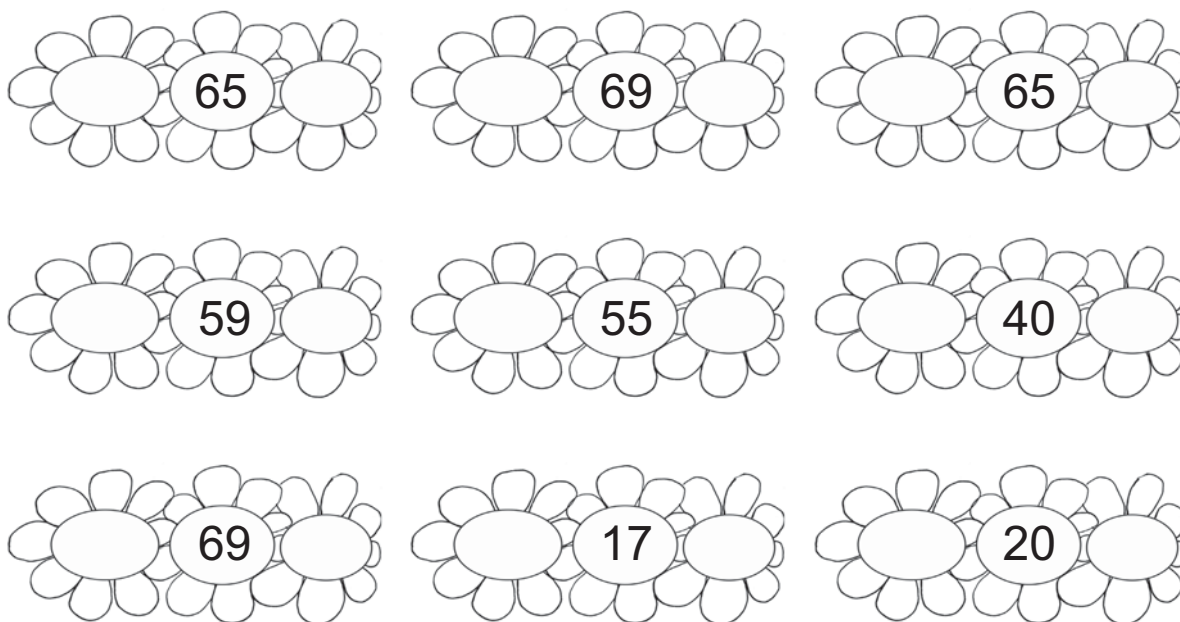
95. Kirjuta puuduv arv.



96. Kirjuta puuduv arv.






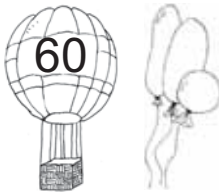





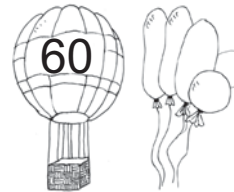
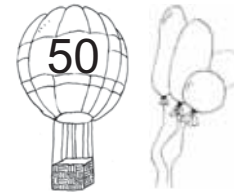




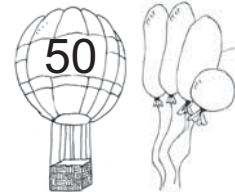
97. Kirjuta arvu naabrid.



98. Kirjuta arvud. Loe.

6 kümmelist ja 9 ühelist <input type="text"/> <input type="text"/>	6 kümmelist ja 1 üheline <input type="text"/> <input type="text"/>
6 kümmelist ja 5 ühelist <input type="text"/> <input type="text"/>	3 kümmelist ja 9 ühelist <input type="text"/> <input type="text"/>
7 kümmelist ja 0 ühelist <input type="text"/> <input type="text"/>	3 kümmelist ja 1 üheline <input type="text"/> <input type="text"/>
5 kümmelist ja 2 ühelist <input type="text"/> <input type="text"/>	6 kümmelist ja 8 ühelist <input type="text"/> <input type="text"/>

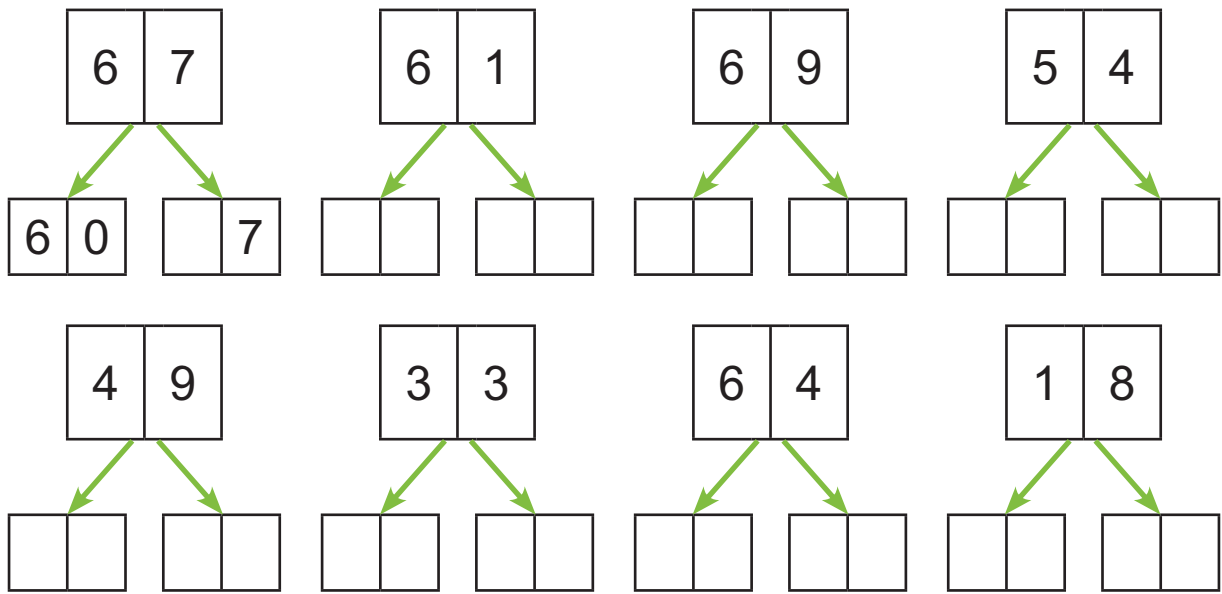
99. Kirjuta arvud. Võrdle (>, <, =).

  <input type="text"/> <input type="text"/> <input type="text"/>	  <input type="text"/> <input type="text"/> <input type="text"/>
  <input type="text"/> <input type="text"/> <input type="text"/>	  <input type="text"/> <input type="text"/> <input type="text"/>
  <input type="text"/> <input type="text"/> <input type="text"/>	  <input type="text"/> <input type="text"/> <input type="text"/>
  <input type="text"/> <input type="text"/> <input type="text"/>	  <input type="text"/> <input type="text"/> <input type="text"/>

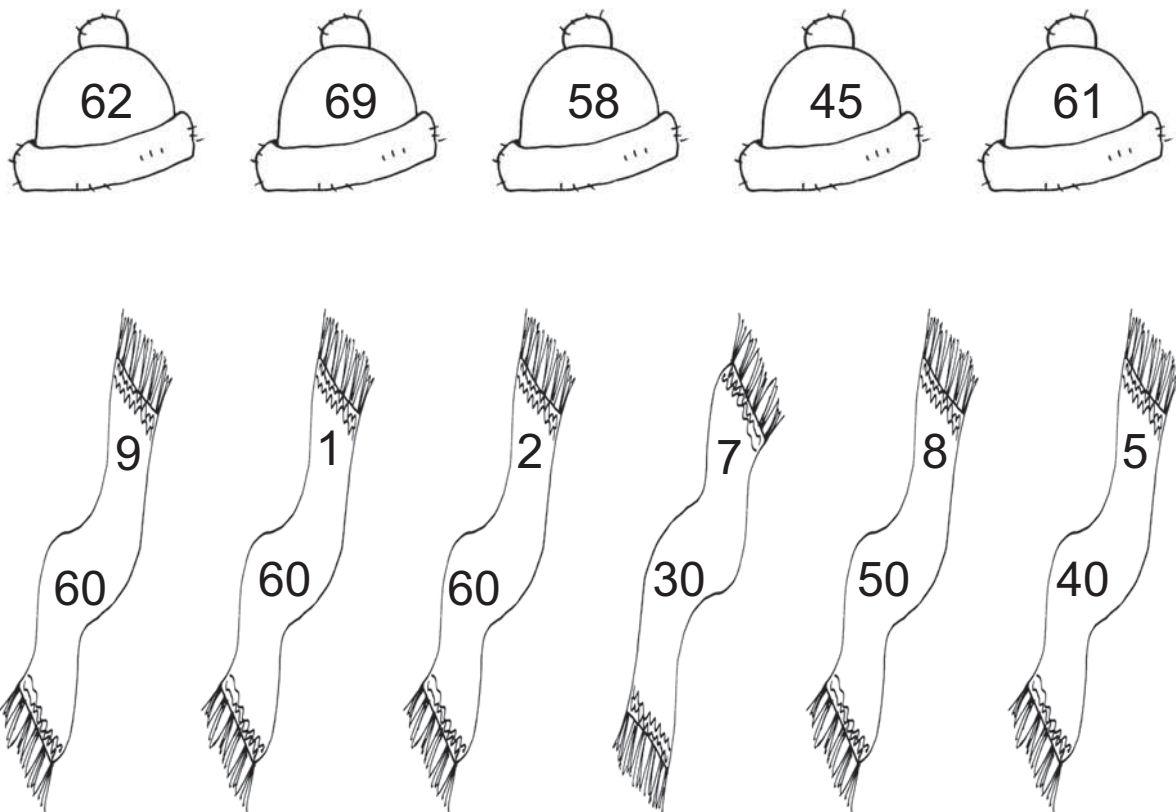
100. Võrdle (>, <, =).

63 <input type="text"/> 66	70 <input type="text"/> 58	69 <input type="text"/> 67
59 <input type="text"/> 45	68 <input type="text"/> 68	61 <input type="text"/> 60
66 <input type="text"/> 56	51 <input type="text"/> 49	60 <input type="text"/> 70

101. Kirjuta arvu asendajad.



102. Sobita müts ja sall.



Mis summaga sall jäi ilma mütsita?

103. Kirjuta arvu kümnelised ja ühelised.

$64 = \boxed{6} \text{ K} + \boxed{4} \text{ Ü}$

$58 = \boxed{} \text{ K} + \boxed{} \text{ Ü}$

$62 = \boxed{} \text{ K} + \boxed{} \text{ Ü}$

$44 = \boxed{} \text{ K} + \boxed{} \text{ Ü}$

$59 = \boxed{} \text{ K} + \boxed{} \text{ Ü}$

$16 = \boxed{} \text{ K} + \boxed{} \text{ Ü}$

$64 = \boxed{} \text{ K} + \boxed{} \text{ Ü}$

$27 = \boxed{} \text{ K} + \boxed{} \text{ Ü}$

104. Kirjuta arv kümneliste ja üheliste summana.

$63 = \boxed{6} \boxed{0} + \boxed{3}$

$62 = \boxed{} \boxed{} + \boxed{}$

$58 = \boxed{} \boxed{} + \boxed{}$

$59 = \boxed{} \boxed{} + \boxed{}$

$66 = \boxed{} \boxed{} + \boxed{}$

$47 = \boxed{} \boxed{} + \boxed{}$

$40 = \boxed{} \boxed{} + \boxed{}$

$36 = \boxed{} \boxed{} + \boxed{}$

105. Arvuta.

$60 + 3 = \boxed{} \boxed{}$

$30 + 5 = \boxed{} \boxed{}$

$60 + 1 = \boxed{} \boxed{}$

$60 + 4 = \boxed{} \boxed{}$

$50 + 9 = \boxed{} \boxed{}$

$40 + 2 = \boxed{} \boxed{}$

$40 + 7 = \boxed{} \boxed{}$

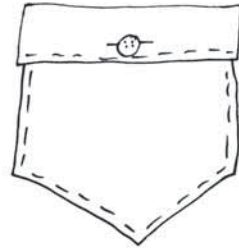
$20 + 8 = \boxed{} \boxed{}$

106. Lahenda ülesanne.

Paul sai sellel kuul tasku-raha 10 eurot.

Piia sai raha 7 eurot rohkem.

Kui palju sai tasku-raha Piia?



Andmed:

Paul eurot. ←
Piia eurot

Piia ?

Lahendus:

Kui palju sai tasku-raha Piia?

$$\boxed{}\boxed{} \text{ eurot } \ominus \boxed{}\boxed{} \text{ eurot } = \boxed{}\boxed{} \text{ eurot}$$

Vastus: Piia sai eurot tasku-raha.

107. Kirjuta puuduv arv.

$60 + \boxed{} = 68$

$50 + \boxed{} = 52$

$50 + \boxed{} = 51$

$60 + \boxed{} = 64$

$60 + \boxed{} = 61$

$40 + \boxed{} = 47$

$30 + \boxed{} = 39$

$60 + \boxed{} = 66$

$10 + \boxed{} = 19$

108. Lahenda ülesanne.

Vana-ema pani maha 20 tulbi-sibulat.

Ema pani mulda 6 sibulat rohkem.

Mitu tulbi-sibulat pani maha ema?



Andmed:

Vana-ema tulbi-sibulat. ←

Ema

Ema?

Lahendus:

Mitu tulbi-sibulat pani maha ema?

$$\boxed{} \boxed{} \bigcirc \boxed{} \boxed{} = \boxed{} \boxed{}$$

Vastus: Ema pani maha tulbi-sibulat.

109. Kirjuta puuduvad arvud.

$$60 + \boxed{} = 68$$

$$50 + 9 = \boxed{} \boxed{}$$

$$\boxed{} \boxed{} + 7 = 57$$

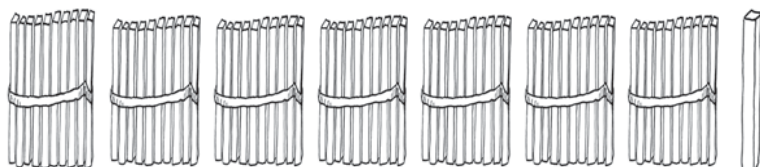
$$40 + \boxed{} = 41$$

$$60 + 1 = \boxed{} \boxed{}$$

$$\boxed{} \boxed{} + 3 = 13$$

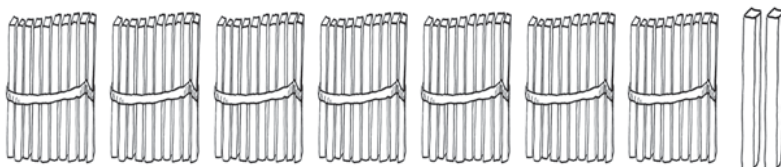
ARVUD 71–80

110. Nimeta ja kirjuta arvud.



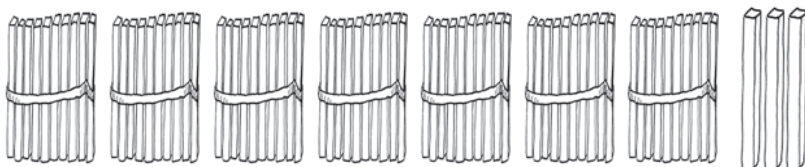
7 kümnelist ja 1 üheline

K	Ü



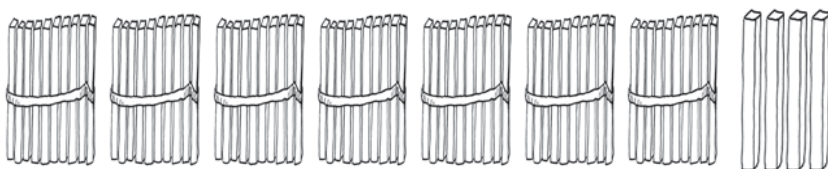
7 kümnelist ja 2 ühelist

K	Ü



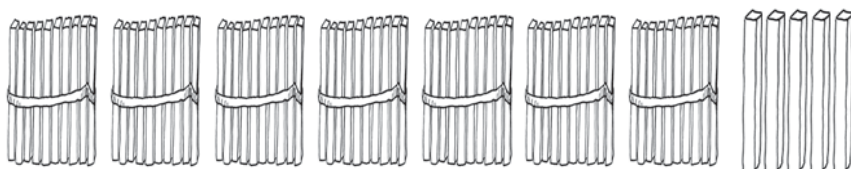
7 kümnelist ja 3 ühelist

K	Ü



7 kümnelist ja 4 ühelist

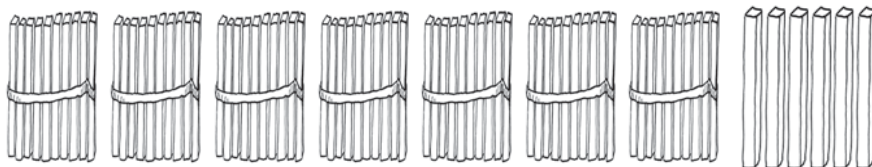
K	Ü



7 kümnelist ja 5 ühelist

K Ü

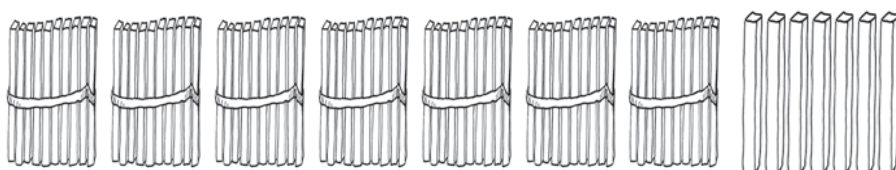
--	--



7 kümnelist ja 6 ühelist

K Ü

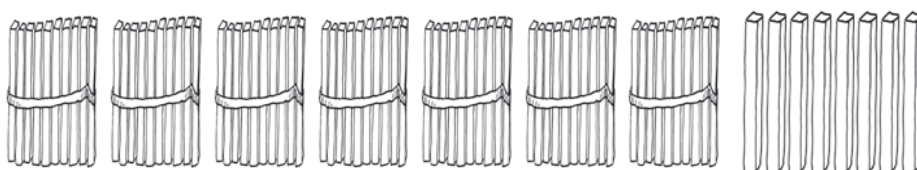
--	--



7 kümnelist ja 7 ühelist

K Ü

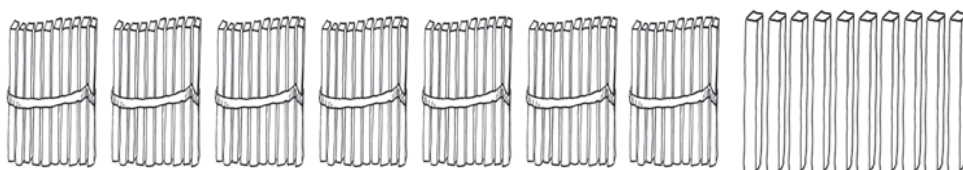
--	--



7 kümnelist ja 8 ühelist

K Ü

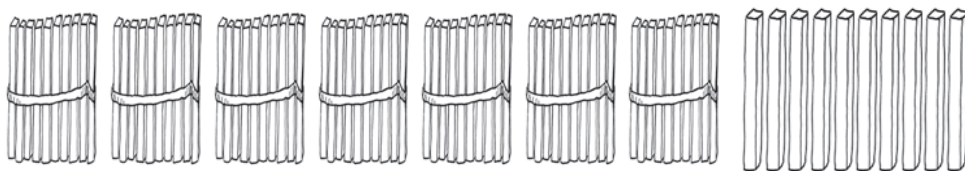
--	--



7 kümnelist ja 9 ühelist

K Ü

--	--

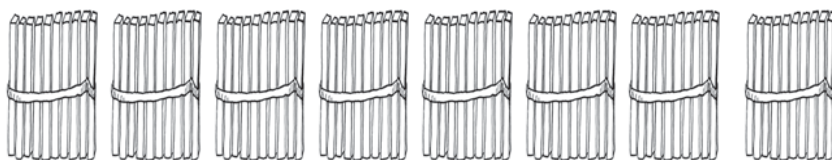


7 kümnelist ja 10 ühelist



K Ü

--	--




8 kümnelist ja 0 ühelist

K Ü

--	--

PEA MEELES!




$$7 K + 1 K = \dots K$$

$$70 \ddot{U} + 10 \ddot{U} = \dots \ddot{U}$$

8 kümnelist = ühelist

80 ühelist = kümnelist



111. Kirjuta tabelisse puuduvad arvud.

Kümneliste järk märgi punasega.

1	2	3		5	6	7	8		10
	12	13	14	15	16		18	19	20
21	22	23	24		26	27	28	29	
	32	33	34	35		37	38	39	40
41	42		44	45	46	47		49	50
51		53		55	56	57	58	59	
	62	63		65	66		68	69	70
								79	

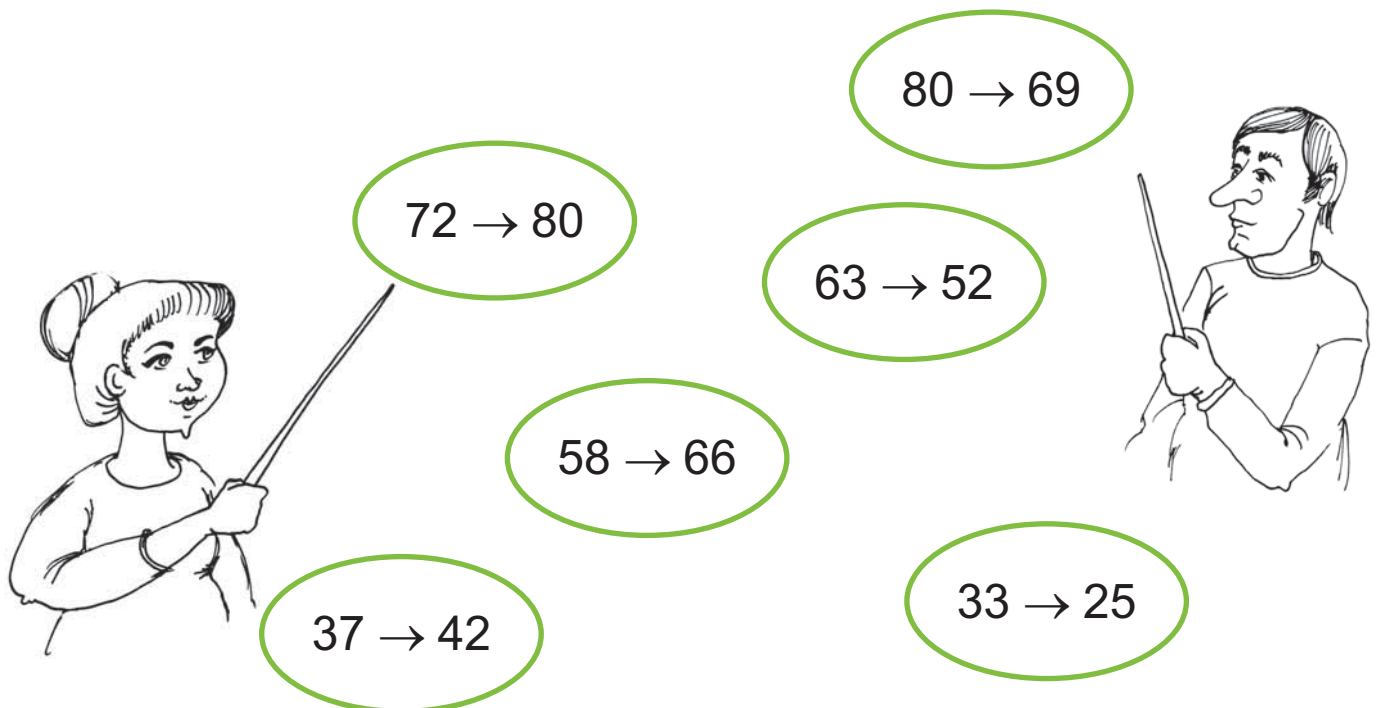
- Loe arvu-tabeli viimase rea arvud.
- Loe üle-jäänud kirjutatud arvud.
- Võrdle arvu-tabeli ridu.
- Võrdle arvu-tabeli tulpasid.
- Kirjuta tabeli viimase rea paaris-arvud:

<input type="text"/>	<input type="text"/>	,	<input type="text"/>	<input type="text"/>	,	<input type="text"/>	<input type="text"/>	,	<input type="text"/>	<input type="text"/>	,	<input type="text"/>	<input type="text"/>
----------------------	----------------------	---	----------------------	----------------------	---	----------------------	----------------------	---	----------------------	----------------------	---	----------------------	----------------------


- Kirjuta tabeli viimase rea paaritud arvud:

<input type="text"/>	<input type="text"/>	,	<input type="text"/>	<input type="text"/>	,	<input type="text"/>	<input type="text"/>	,	<input type="text"/>	<input type="text"/>	,	<input type="text"/>	<input type="text"/>
----------------------	----------------------	---	----------------------	----------------------	---	----------------------	----------------------	---	----------------------	----------------------	---	----------------------	----------------------


112. Loe arvud.



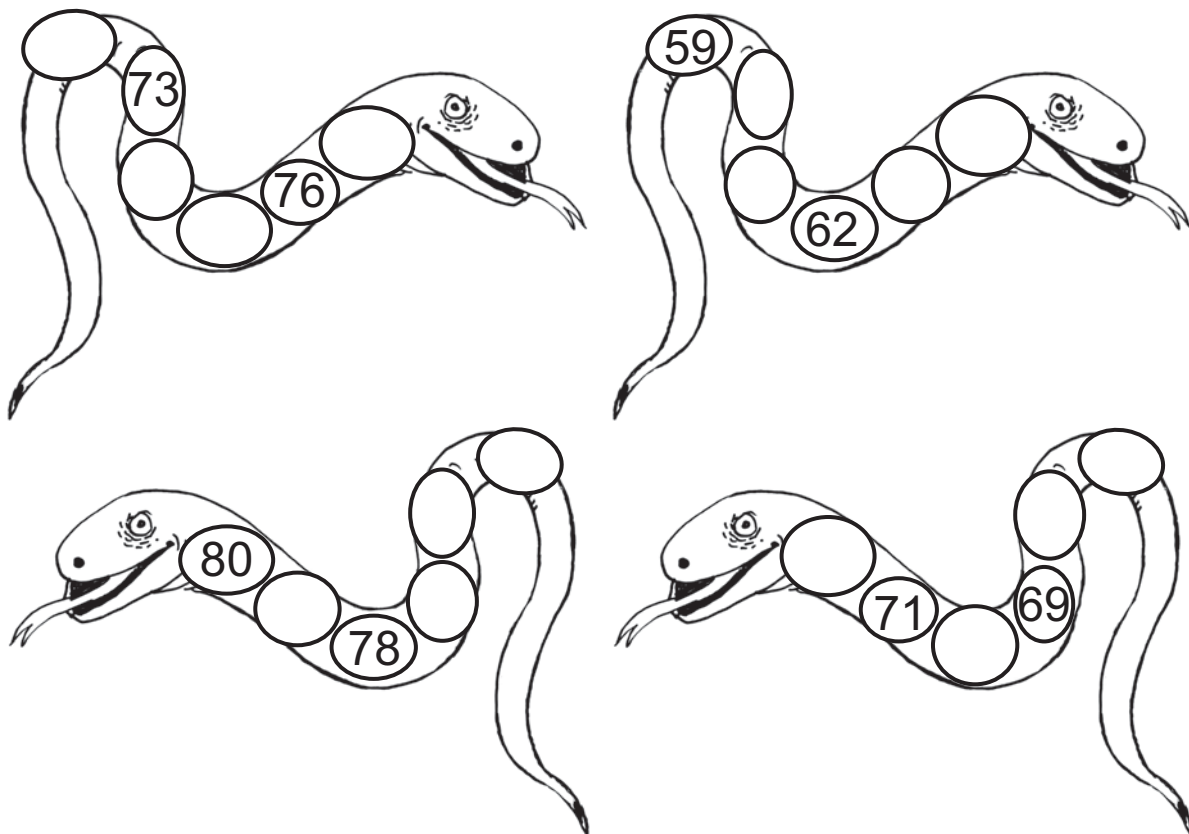
113. Kirjuta puuduvad arvud.



114. Kirjuta puuduvad arvud.



115. Kirjuta puuduvad arvud.



116. Kirjuta puuduv arv.

72		74
----	--	----

78		80
----	--	----

69		71
----	--	----

77		79
----	--	----

49		51
----	--	----

66		68
----	--	----

117. Kirjuta puuduv arv.

75		73
----	--	----

79		77
----	--	----

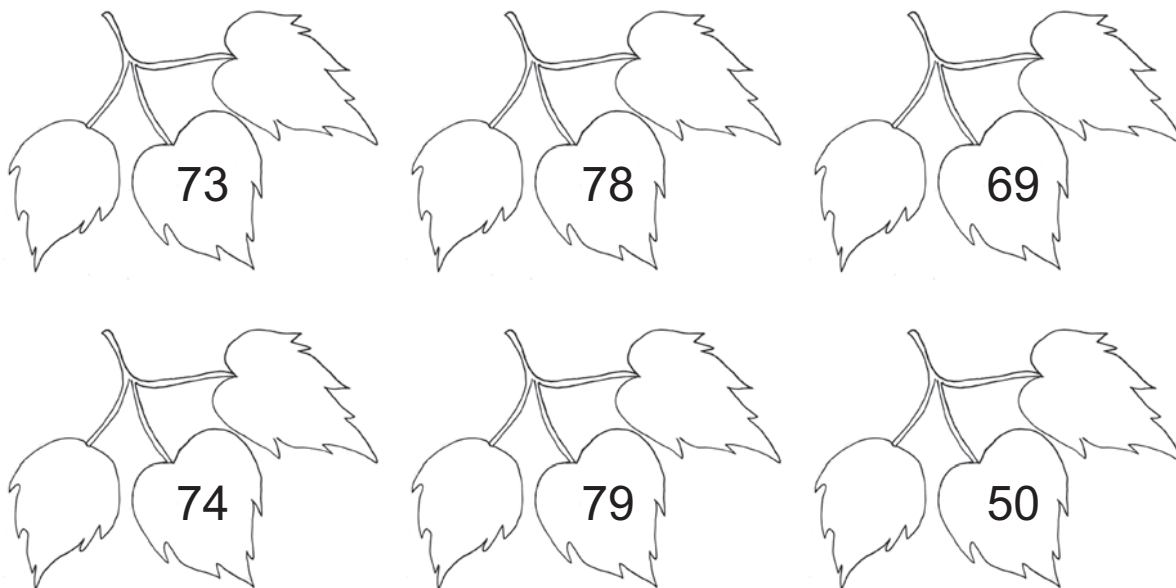
67		65
----	--	----

50		48
----	--	----

80		78
----	--	----

61		59
----	--	----





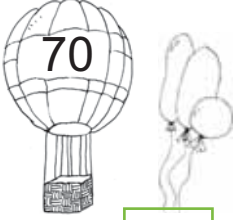





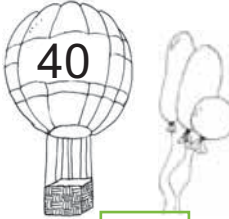

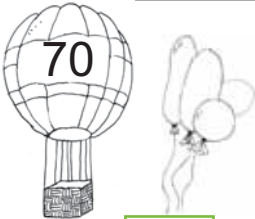
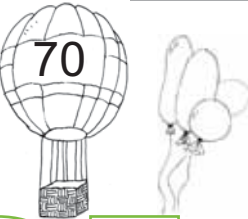


118. Kirjuta arvu naabrid.



119. Kirjuta arvud. Loe.

7 kümnelist ja 1 üheline <input type="text"/> <input type="text"/>	7 kümnelist ja 6 ühelist <input type="text"/> <input type="text"/>
6 kümnelist ja 8 ühelist <input type="text"/> <input type="text"/>	5 kümnelist ja 3 ühelist <input type="text"/> <input type="text"/>
7 kümnelist ja 5 ühelist <input type="text"/> <input type="text"/>	4 kümnelist ja 7 ühelist <input type="text"/> <input type="text"/>
6 kümnelist ja 0 ühelist <input type="text"/> <input type="text"/>	7 kümnelist ja 2 ühelist <input type="text"/> <input type="text"/>

120. Kirjuta arvud. Võrdle (>, <, =).

  <input type="text"/> <input type="text"/> <input type="text"/>	  <input type="text"/> <input type="text"/> <input type="text"/>
  <input type="text"/> <input type="text"/> <input type="text"/>	  <input type="text"/> <input type="text"/> <input type="text"/>
  <input type="text"/> <input type="text"/> <input type="text"/>	  <input type="text"/> <input type="text"/> <input type="text"/>
  <input type="text"/> <input type="text"/> <input type="text"/>	  <input type="text"/> <input type="text"/> <input type="text"/>

121. Võrdle (>, <, =).

75 72

79 80

68 78

72 74

71 51

80 60

66 66













77 44

73 76

122. Kirjuta arvu asendajad.

7	6	7	9	6	1	5	8
7	0						
7	4	6	6	3	7	2	2

123. Leia linnu-poegadele pesa.

124. Kirjuta arvu kümnelised ja ühelised.

$72 = \boxed{7} \text{ K} + \boxed{2} \text{ Ü}$

$58 = \boxed{} \text{ K} + \boxed{} \text{ Ü}$

$69 = \boxed{} \text{ K} + \boxed{} \text{ Ü}$

$34 = \boxed{} \text{ K} + \boxed{} \text{ Ü}$

$75 = \boxed{} \text{ K} + \boxed{} \text{ Ü}$

$27 = \boxed{} \text{ K} + \boxed{} \text{ Ü}$

$71 = \boxed{} \text{ K} + \boxed{} \text{ Ü}$

$79 = \boxed{} \text{ K} + \boxed{} \text{ Ü}$

125. Kirjuta arv kümneliste ja üheliste summana.

$78 = \boxed{7} \boxed{0} + \boxed{8}$

$71 = \boxed{} \boxed{} + \boxed{}$

$72 = \boxed{} \boxed{} + \boxed{}$

$63 = \boxed{} \boxed{} + \boxed{}$

$65 = \boxed{} \boxed{} + \boxed{}$

$55 = \boxed{} \boxed{} + \boxed{}$

$49 = \boxed{} \boxed{} + \boxed{}$

$14 = \boxed{} \boxed{} + \boxed{}$

126. Arvuta.

$70 + 3 = \boxed{} \boxed{}$

$70 + 7 = \boxed{} \boxed{}$

$70 + 1 = \boxed{} \boxed{}$

$70 + 8 = \boxed{} \boxed{}$

$60 + 9 = \boxed{} \boxed{}$

$60 + 1 = \boxed{} \boxed{}$

$50 + 5 = \boxed{} \boxed{}$

$30 + 3 = \boxed{} \boxed{}$

127. Lahenda ülesanne.

Dumle šokolaad maksab 70 senti.

Kinderi šokolaad on 7 senti kallim.

Kui palju maksab Kinderi šokolaad?



Andmed:

Dumle senti. ←

Kinder

Kinder ?

Lahendus:

Kui palju maksab Kinderi šokolaad?

senti ○ senti = senti

Vastus: Kinderi šokolaad maksab senti.

128. Kirjuta puuduv arv.

$70 + \square = 72$

$70 + \square = 74$

$70 + \square = 75$

$70 + \square = 78$

$60 + \square = 69$

$40 + \square = 43$

$50 + \square = 56$

$40 + \square = 41$

$30 + \square = 39$

129. Lahenda ülesanne.

Mardi-sandid käisid 20 peres.

Kadri-sandid käisid 4 peres rohkem.

Mitmes peres käisid kadri-sandid?



Andmed:

Mardi-sandid peres. ←

Kadri-sandid

Kadri-sandid ?

Lahendus:

Mitmes peres käisid kadri-sandid?

$$\boxed{} \boxed{} \bigcirc \boxed{} \boxed{} = \boxed{} \boxed{}$$

Vastus: Kadri-sandid käisid peres.

130. Kirjuta puuduvad arvud.

$$70 + \boxed{} = 76$$

$$60 + 2 = \boxed{} \boxed{}$$

$$\boxed{} \boxed{} + 5 = 65$$

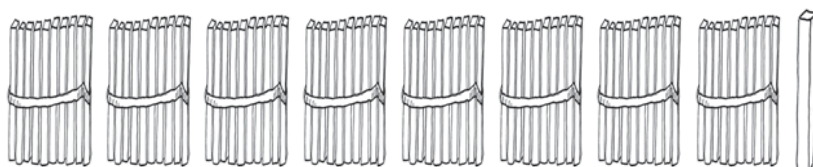
$$50 + \boxed{} = 55$$

$$70 + 3 = \boxed{} \boxed{}$$

$$\boxed{} \boxed{} + 4 = 34$$

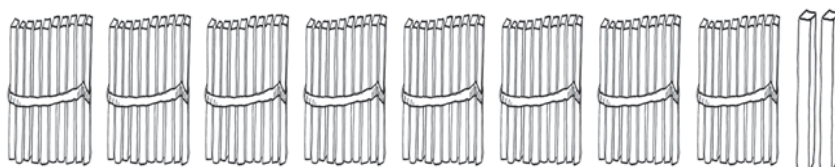
ARVUD 81–90

131. Nimeta ja kirjuta arvud.



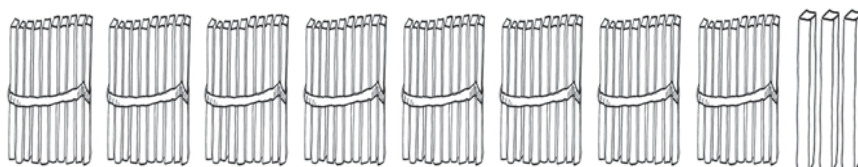
8 kümnelist ja 1 üheline

K	Ü



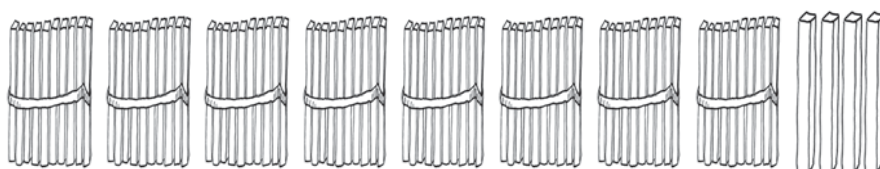
8 kümnelist ja 2 ühelist

K	Ü



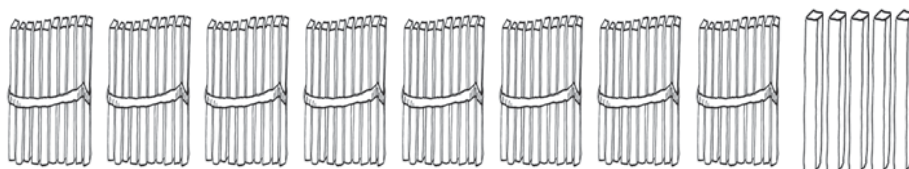
8 kümnelist ja 3 ühelist

K	Ü



8 kümnelist ja 4 ühelist

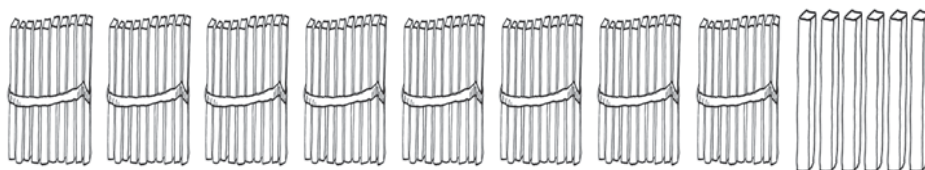
K	Ü



8 kümnelist ja 5 ühelist

K Ü

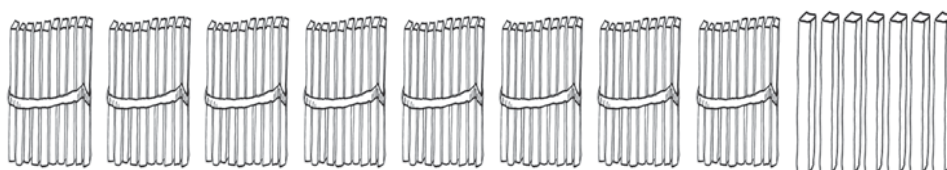
--	--



8 kümnelist ja 6 ühelist

K Ü

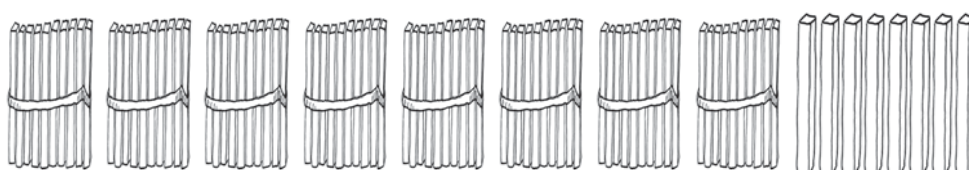
--	--



8 kümnelist ja 7 ühelist

K Ü

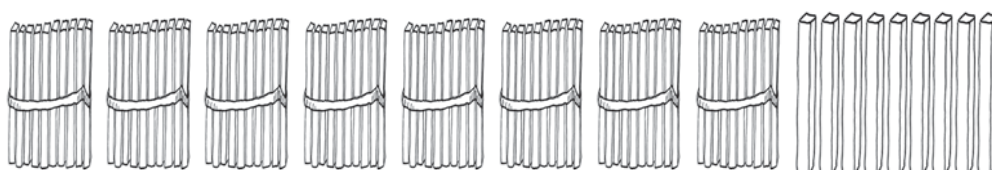
--	--



8 kümnelist ja 8 ühelist

K Ü

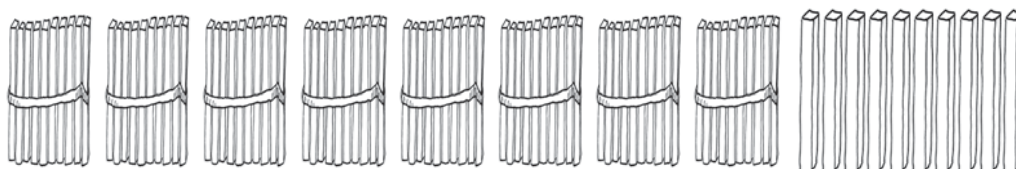
--	--



8 kümnelist ja 9 ühelist

K Ü

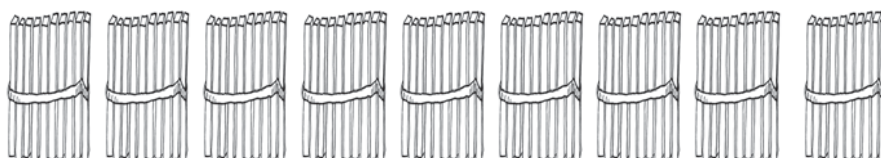
--	--



8 kümnelist ja 10 ühelist

K Ü

--	--



9 kümnelist ja 0 ühelist

K Ü

--	--

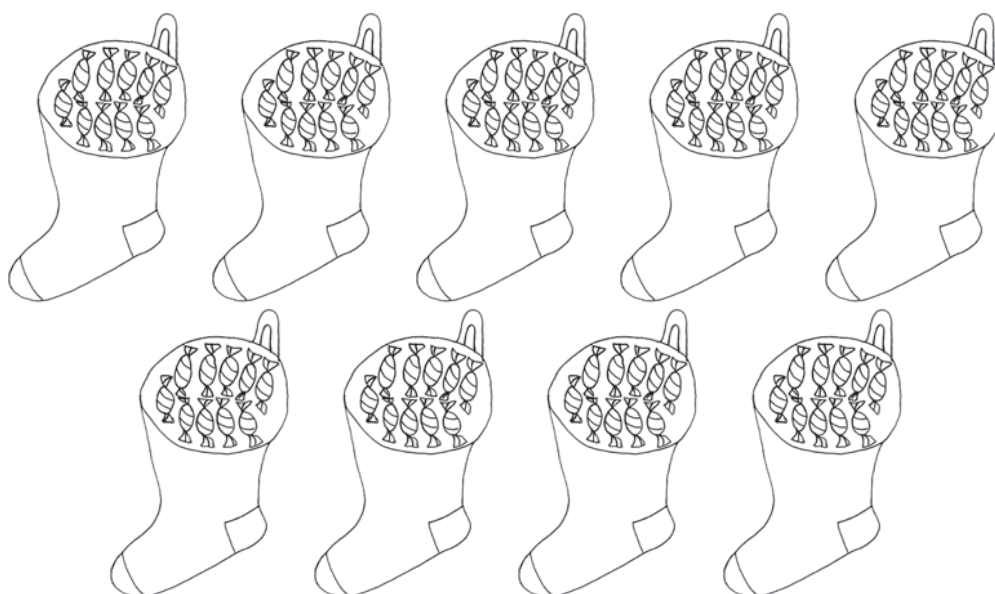

PEA MEELES!

$$8 K + 1 K = \dots\dots K$$

$$80 \ddot{U} + 10 \ddot{U} = \dots\dots \ddot{U}$$

$$9 \text{ kümnelist} = \dots\dots \text{ühelist}$$

$$90 \text{ ühelist} = \dots\dots \text{kümnelist}$$



132. Kirjuta tabelisse puuduvad arvud.

Kümneliste järk märgi punasega.

1		3	4	5	6	7	8		10
11	12	13		15	16	17	18	19	
21	22		24	25	26		28	29	30
	32	33	34		36	37		39	40
	42	43	44	45	46	47	48		50
51	52	53	54	55		57	58	59	
61	62	63		65	66	67	68		70
71		73	74	75	76		78	79	80
									90

- Loe arvu-tabeli viimase rea arvud.
- Loe üle-jäänud kirjutatud arvud.
- Võrdle arvu-tabeli ridu.
- Võrdle arvu-tabeli tulpasid.
- Kirjuta tabeli viimase rea paaris-arvud:

<input type="text"/>	<input type="text"/>	,	<input type="text"/>	<input type="text"/>	,	<input type="text"/>	<input type="text"/>	,	<input type="text"/>	<input type="text"/>	,	<input type="text"/>	<input type="text"/>
----------------------	----------------------	---	----------------------	----------------------	---	----------------------	----------------------	---	----------------------	----------------------	---	----------------------	----------------------

- Kirjuta tabeli viimase rea paaritud arvud:

<input type="text"/>	<input type="text"/>	,	<input type="text"/>	<input type="text"/>	,	<input type="text"/>	<input type="text"/>	,	<input type="text"/>	<input type="text"/>	,	<input type="text"/>	<input type="text"/>
----------------------	----------------------	---	----------------------	----------------------	---	----------------------	----------------------	---	----------------------	----------------------	---	----------------------	----------------------

133. Loe arvud.

$82 \rightarrow 98$

$72 \rightarrow 63$

$30 \rightarrow 40$

$90 \rightarrow 79$

$58 \rightarrow 66$

$67 \rightarrow 52$

$75 \rightarrow 85$

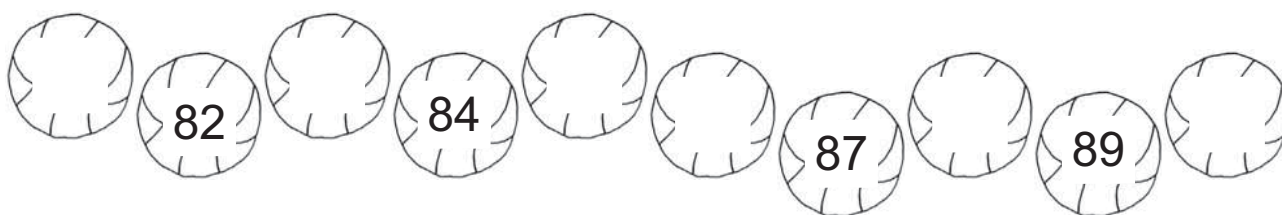
$30 \rightarrow 20$

$67 \rightarrow 75$


$44 \rightarrow 38$



134. Kirjuta puuduvad arvud.



135. Kirjuta puuduvad arvud.



136. Kirjuta puuduvad arvud.

81			84			87	
----	--	--	----	--	--	----	--

	69			72			
--	----	--	--	----	--	--	--

57			60			63	
----	--	--	----	--	--	----	--

90			87			84	
----	--	--	----	--	--	----	--

	73			70			
--	----	--	--	----	--	--	--

41			38			35	
----	--	--	----	--	--	----	--

137. Kirjuta puuduv arv.

86		88
----	--	----

81		83
----	--	----

79		81
----	--	----

77		79
----	--	----

84		86
----	--	----

88		90
----	--	----

138. Kirjuta puuduv arv.

83		81
----	--	----

90		88
----	--	----

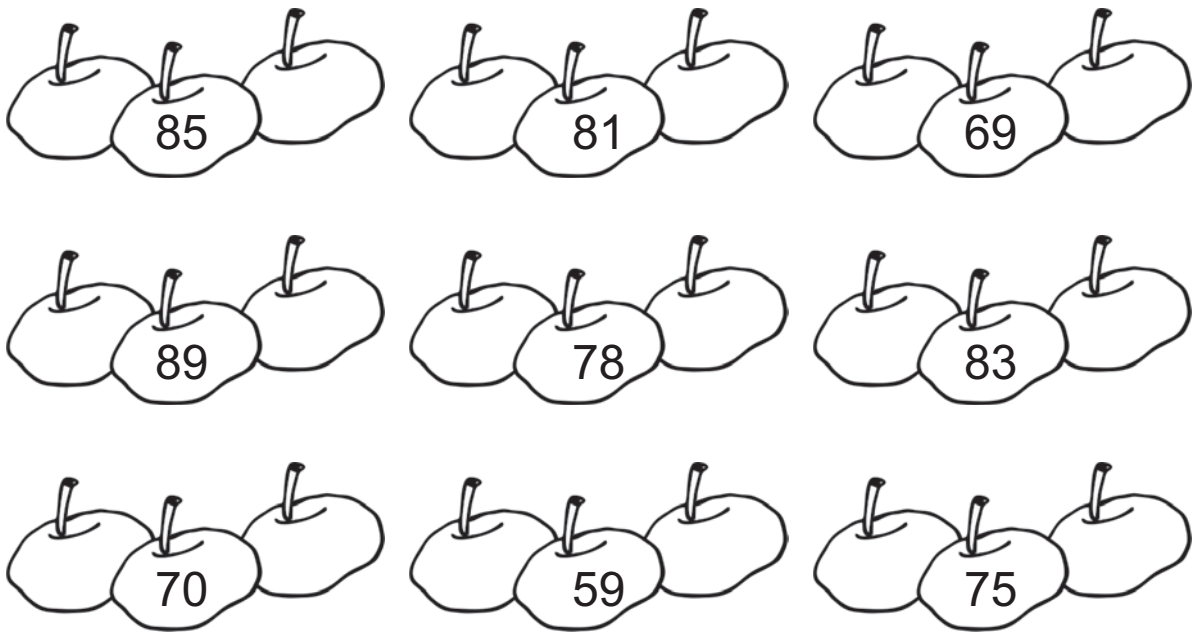
86		84
----	--	----

80		78
----	--	----

71		69
----	--	----

65		63
----	--	----

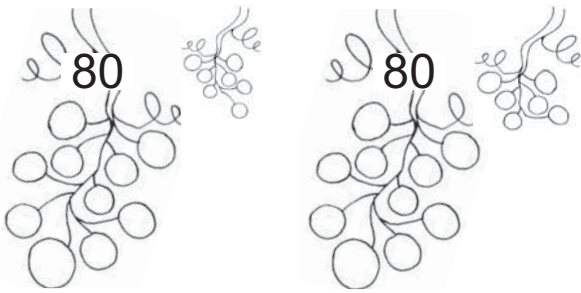
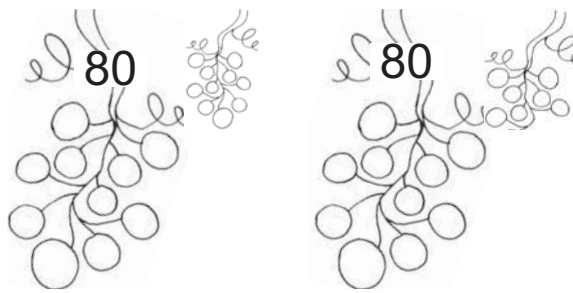
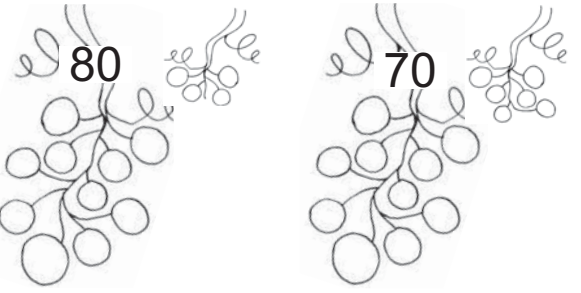


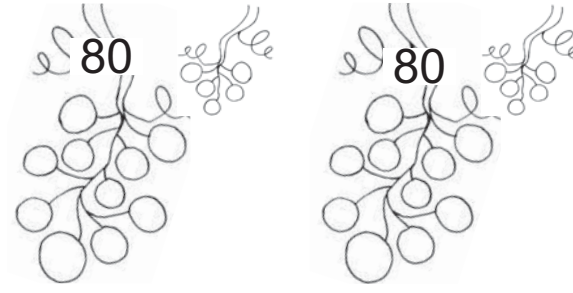
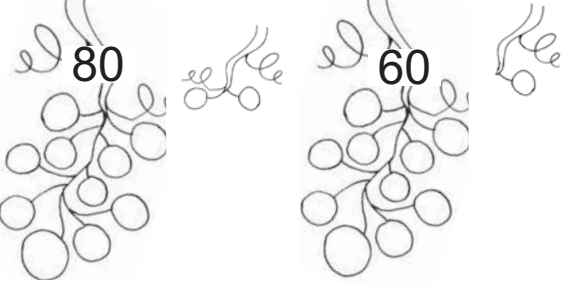

139. Kirjuta arvu naabrid.



140. Kirjuta arvud. Loe.

8 kümnelist ja 9 ühelist <input type="text"/> <input type="text"/>	9 kümnelist ja 0 ühelist <input type="text"/> <input type="text"/>
8 kümnelist ja 3 ühelist <input type="text"/> <input type="text"/>	7 kümnelist ja 8 ühelist <input type="text"/> <input type="text"/>
8 kümnelist ja 1 üheline <input type="text"/> <input type="text"/>	6 kümnelist ja 2 ühelist <input type="text"/> <input type="text"/>
7 kümnelist ja 0 ühelist <input type="text"/> <input type="text"/>	5 kümnelist ja 6 ühelist <input type="text"/> <input type="text"/>

141. Kirjuta arvud. Võrdle (>, <, =).

 <p>80 80</p> <p><input type="text"/> <input type="text"/> <input type="text"/></p>	 <p>80 80</p> <p><input type="text"/> <input type="text"/> <input type="text"/></p>
 <p>80 70</p> <p><input type="text"/> <input type="text"/> <input type="text"/></p>	 <p>70 90</p> <p><input type="text"/> <input type="text"/> <input type="text"/></p>
 <p>60 80</p> <p><input type="text"/> <input type="text"/> <input type="text"/></p>	 <p>80 80</p> <p><input type="text"/> <input type="text"/> <input type="text"/></p>
 <p>80 60</p> <p><input type="text"/> <input type="text"/> <input type="text"/></p>	 <p>80 70</p> <p><input type="text"/> <input type="text"/> <input type="text"/></p>

142. Võrdle (>, <, =).

84 81

87 89

88 90

78 87

81 82

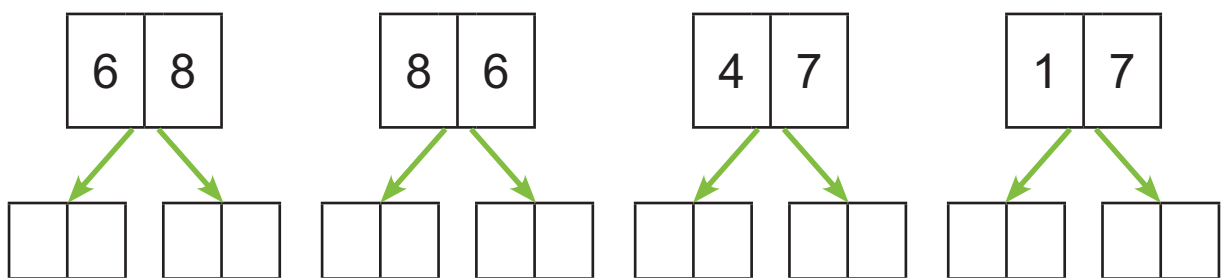
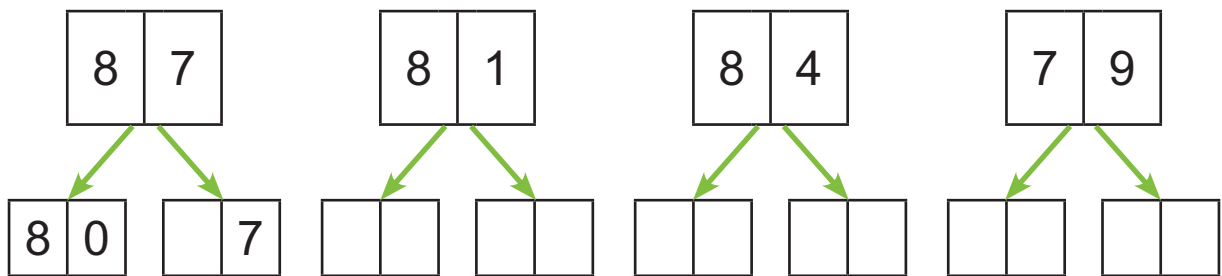
86 68

84 84

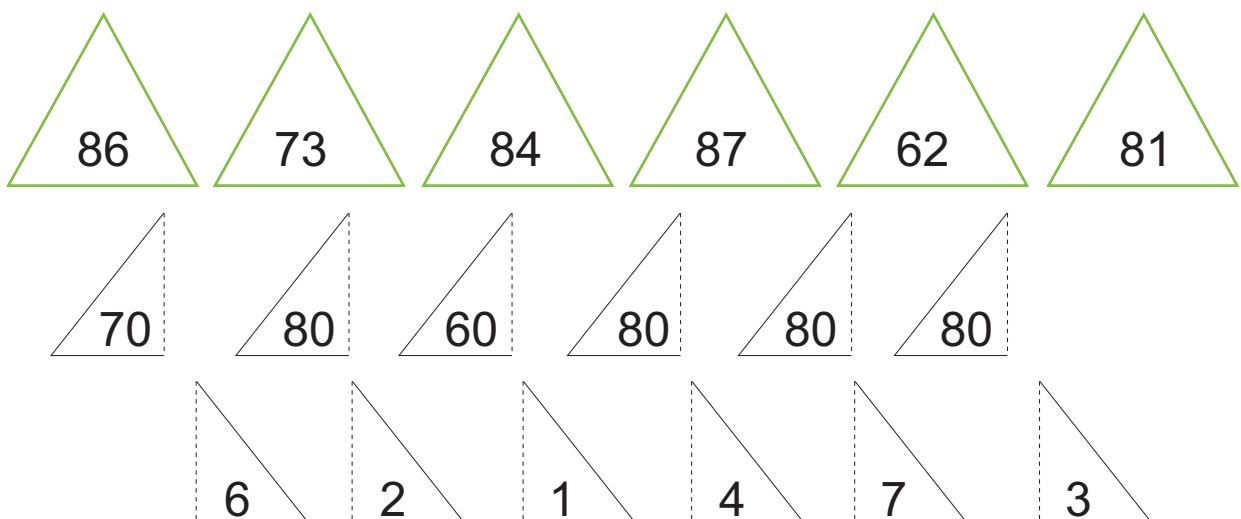
85 75

90 79

143. Kirjuta arvu asendajad.



144. Värvü kokku-sobivad kolm-nurgad ühte värvü.



145. Kirjuta arvu kümnelised ja ühelised.

$86 = \boxed{8} \text{ K} + \boxed{6} \text{ Ü}$

$77 = \boxed{} \text{ K} + \boxed{} \text{ Ü}$

$83 = \boxed{} \text{ K} + \boxed{} \text{ Ü}$

$61 = \boxed{} \text{ K} + \boxed{} \text{ Ü}$

$75 = \boxed{} \text{ K} + \boxed{} \text{ Ü}$

$59 = \boxed{} \text{ K} + \boxed{} \text{ Ü}$

$82 = \boxed{} \text{ K} + \boxed{} \text{ Ü}$

$88 = \boxed{} \text{ K} + \boxed{} \text{ Ü}$

146. Kirjuta arv kümneliste ja üheliste summana.

$82 = \boxed{8} \boxed{0} + \boxed{2}$

$65 = \boxed{} \boxed{} + \boxed{}$

$79 = \boxed{} \boxed{} + \boxed{}$

$74 = \boxed{} \boxed{} + \boxed{}$

$83 = \boxed{} \boxed{} + \boxed{}$

$41 = \boxed{} \boxed{} + \boxed{}$

$80 = \boxed{} \boxed{} + \boxed{}$

$28 = \boxed{} \boxed{} + \boxed{}$

147. Arvuta.

$80 + 5 = \boxed{} \boxed{}$

$80 + 9 = \boxed{} \boxed{}$

$70 + 4 = \boxed{} \boxed{}$

$70 + 1 = \boxed{} \boxed{}$

$80 + 2 = \boxed{} \boxed{}$

$50 + 3 = \boxed{} \boxed{}$

$60 + 6 = \boxed{} \boxed{}$

$70 + 7 = \boxed{} \boxed{}$

148. Lahenda ülesanne.

Laste-aeda osteti 20 mängu-autot.

Mängu-karusid osteti 9 võrra rohkem.

Mitu mängu-karu osteti laste-aeda?



Andmed:

Mängu-autosid ←
Mängu-karusid

Mängu-karusid ?

Lahendus:

Mitu mängu-karu osteti laste-aeda?

$$\boxed{} \boxed{} \ominus \boxed{} \boxed{} = \boxed{} \boxed{}$$

Vastus: Laste-aeda osteti mängu-karu.

149. Kirjuta puuduv arv.

$80 + \boxed{} = 86$

$80 + \boxed{} = 88$

$80 + \boxed{} = 84$

$70 + \boxed{} = 79$

$70 + \boxed{} = 75$

$50 + \boxed{} = 55$

$80 + \boxed{} = 81$

$60 + \boxed{} = 63$

$20 + \boxed{} = 27$

150. Lahenda ülesanne.

Karbis oli 60 valget nööpi.

Kollaseid nööpe oli 8 võrra rohkem.

Mitu kollast nööpi oli karbis?



Andmed:

Valgeid nööpe ←
Kollaseid nööpe

Kollaseid nööpe ?

Lahendus:

Mitu kollast nööpi oli karbis?

$$\square\square \ominus \square\square = \square\square$$

Vastus: Karbis oli kollast nööpi.

151. Kirjuta puuduvad arvud.

$$80 + \square = 85$$

$$60 + 7 = \square\square$$

$$\square\square + 3 = 73$$

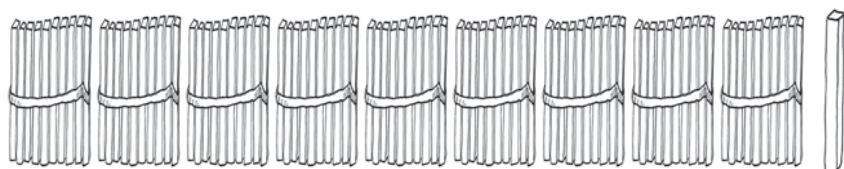
$$70 + \square = 74$$

$$80 + 1 = \square\square$$

$$\square\square + 2 = 42$$

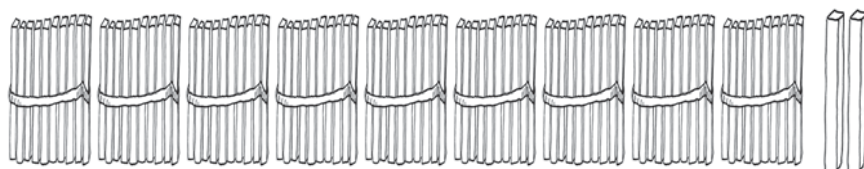
ARVUD 91–100

152. Nimeta ja kirjuta arvud.



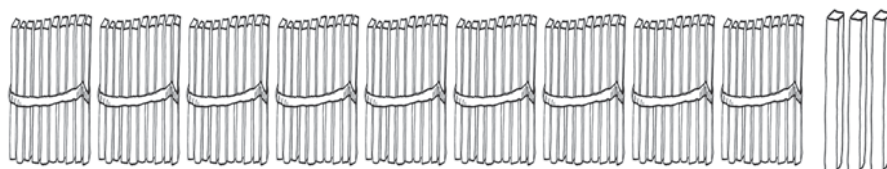
9 kümnelist ja 1 üheline

K	Ü



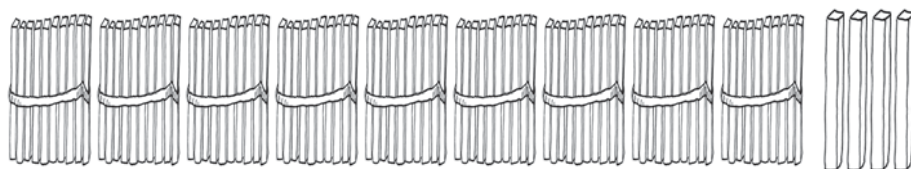
9 kümnelist ja 2 ühelist

K	Ü



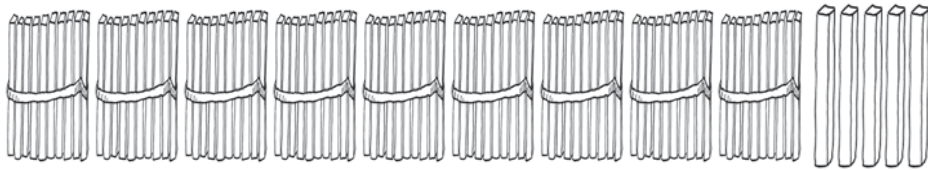
9 kümnelist ja 3 ühelist

K	Ü



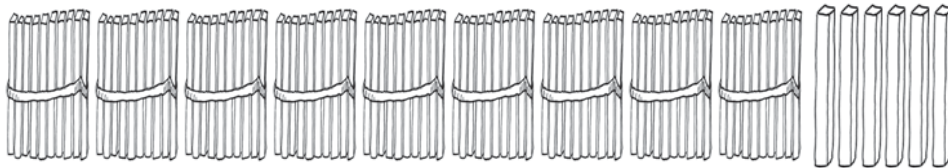
9 kümnelist ja 4 ühelist

K	Ü



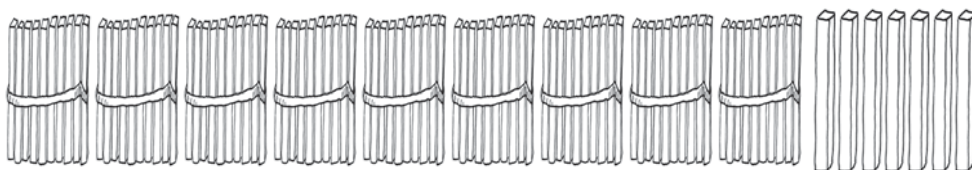
9 kümnelist ja 5 ühelist

K	Ü



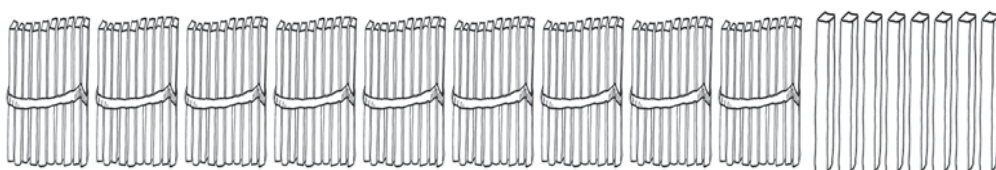
9 kümnelist ja 6 ühelist

K	Ü



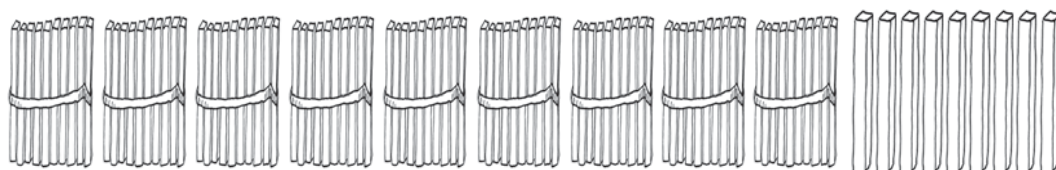
9 kümnelist ja 7 ühelist

K	Ü



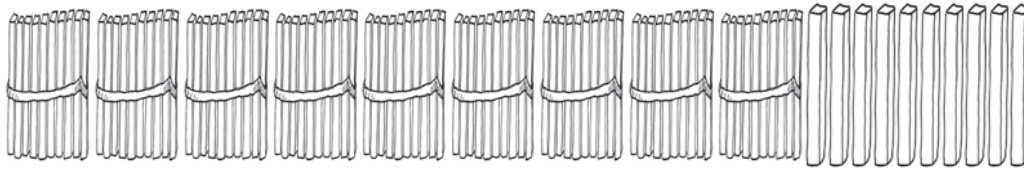
9 kümnelist ja 8 ühelist

K	Ü



9 kümnelist ja 9 ühelist

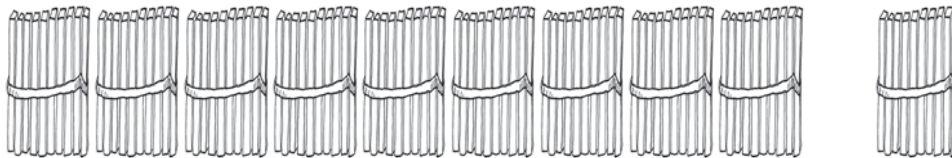
K	Ü



9 kümnelist ja 10 ühelist

K Ü

--	--

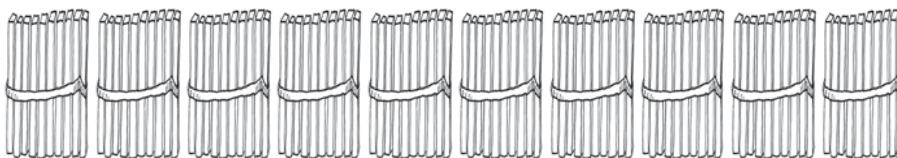


10 kümnelist ja 0 ühelist

K Ü

--	--


JÄTA MEELDE!




100
ühelist

10
kümnelist

1
sajaline





PEA MEELES!

$$9 \text{ K} + 1 \text{ K} = \dots\dots \text{ K}$$

$$90 \text{ Ü} + 10 \text{ Ü} = \dots\dots \text{ Ü}$$

$$10 \text{ kümnelist} = \dots\dots\dots \text{ ühelist}$$

$$10 \text{ kümnelist} = \dots\dots\dots \text{ sajaline}$$

$$100 \text{ ühelist} = \dots\dots\dots \text{ kümnelist}$$

$$1 \text{ sajaline} = \dots\dots\dots \text{ kümnelist}$$

153. Kirjuta tabelisse puuduvad arvud.

Kümneliste järk märgi punasega.

Sajaliste järk märgi rohelisega.

1	2	3		5	6	7	8	9	
	12	13	14	15	16	17	18		20
21		23	24	25		27	28	29	
31	32		34	35	36		38	39	40
41	42	43	44		46	47	48	49	
	52	53	54	55	56	57		59	60
61	62	63		65	66	67	68		70
71		73	74	75		77	78	79	
81	82	83		85	86	87		89	90
								99	

- Loe arvu-tabeli viimase rea arvud.
- Loe üle-jäänud kirjutatud arvud.
- Võrdle arvu-tabeli ridu.
- Võrdle arvu-tabeli tulpasid.
- Kirjuta tabeli viimase rea paaris-arvud:

--	--	--	--	--	--	--	--	--	--

- Kirjuta tabeli viimase rea paaritud arvud:

--	--	--	--	--	--	--	--	--	--

154. Loe arvud.

$92 \rightarrow 100$

$44 \rightarrow 32$

$50 \rightarrow 61$

$100 \rightarrow 90$

$49 \rightarrow 55$

$87 \rightarrow 73$

$88 \rightarrow 96$

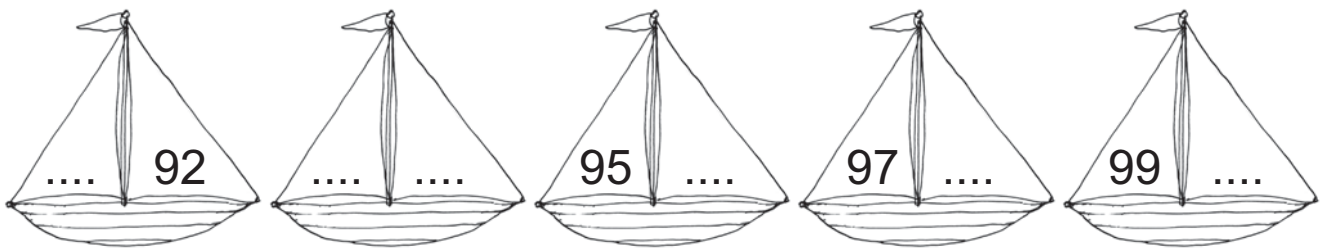
$93 \rightarrow 85$

$86 \rightarrow 94$


$75 \rightarrow 68$



155. Kirjuta puuduvad arvud.



156. Kirjuta puuduvad arvud.



157. Kirjuta puuduvad arvud.

93			96				100
----	--	--	----	--	--	--	-----

	80				84		
--	----	--	--	--	----	--	--


69			72			75	
----	--	--	----	--	--	----	--

99			96				92
----	--	--	----	--	--	--	----


	72			69			
--	----	--	--	----	--	--	--

44				40		38	
----	--	--	--	----	--	----	--

158. Kirjuta antud arvule järgnev arv.



159. Kirjuta antud arvule eelnev arv.



160. Kirjuta puuduv arv.

92		94
----	--	----

98		100
----	--	-----

89		91
----	--	----

90		92
----	--	----

86		88
----	--	----

73		75
----	--	----

161. Kirjuta puuduv arv.

97		95
----	--	----

93		91
----	--	----

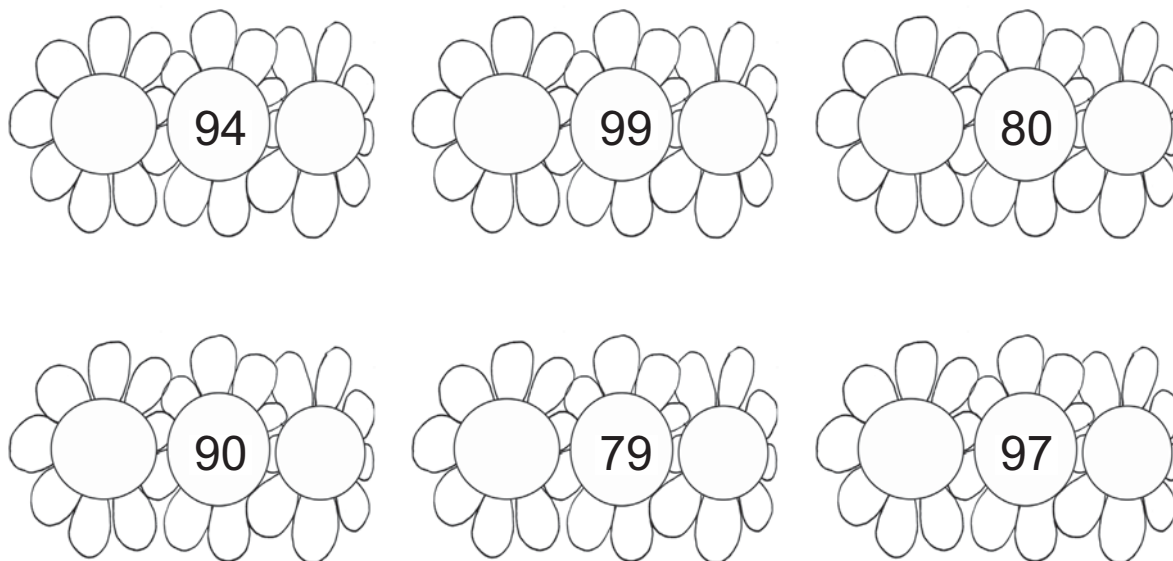
82		80
----	--	----

100		98
-----	--	----

91		89
----	--	----

94		92
----	--	----

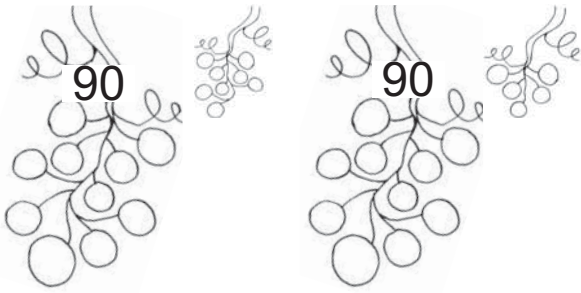
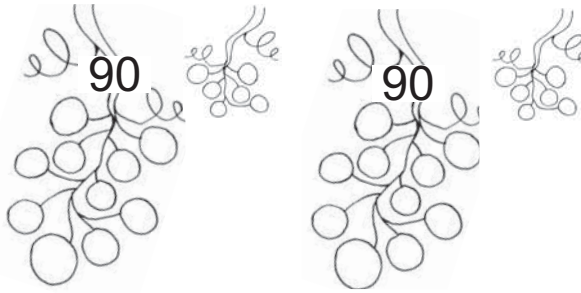
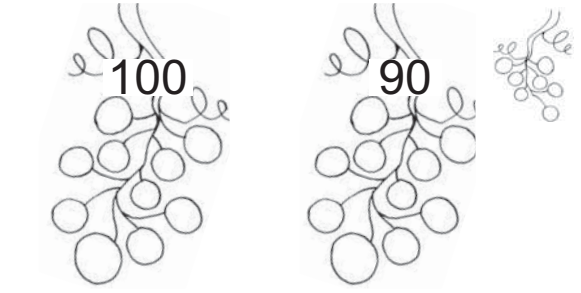
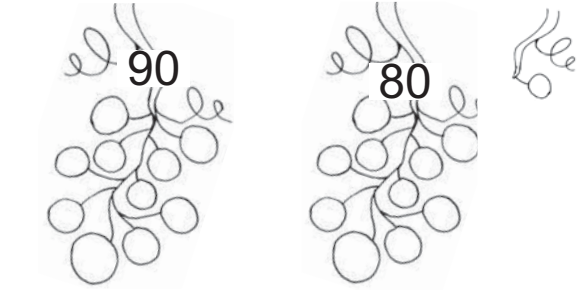

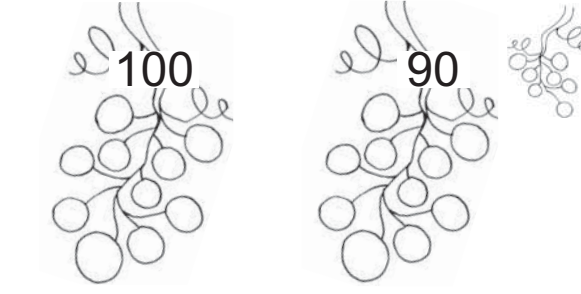
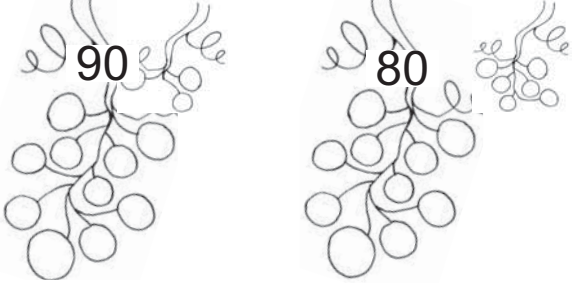
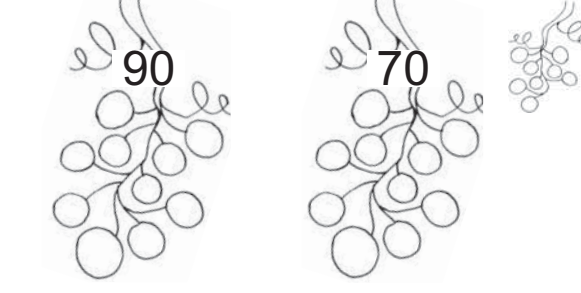
162. Kirjuta arvu naabrid.



163. Kirjuta arvud. Loe.

9 kümnelist ja 3 ühelist <input type="text"/> <input type="text"/>	9 kümnelist ja 9 ühelist <input type="text"/> <input type="text"/>
8 kümnelist ja 7 ühelist <input type="text"/> <input type="text"/>	6 kümnelist ja 1 üheline <input type="text"/> <input type="text"/>
10 kümnelist ja 0 ühelist <input type="text"/> <input type="text"/> <input type="text"/>	8 kümnelist ja 6 ühelist <input type="text"/> <input type="text"/>
9 kümnelist ja 4 ühelist <input type="text"/> <input type="text"/>	7 kümnelist ja 5 ühelist <input type="text"/> <input type="text"/>

164. Kirjuta arvud. Võrdle (>, <, =).

 <p>90 90</p> <p><input type="text"/> <input type="text"/> <input type="text"/></p>	 <p>90 90</p> <p><input type="text"/> <input type="text"/> <input type="text"/></p>
 <p>100 90</p> <p><input type="text"/> <input type="text"/> <input type="text"/></p>	 <p>90 80</p> <p><input type="text"/> <input type="text"/> <input type="text"/></p>
 <p>80 90</p> <p><input type="text"/> <input type="text"/> <input type="text"/></p>	 <p>100 90</p> <p><input type="text"/> <input type="text"/> <input type="text"/></p>
 <p>90 80</p> <p><input type="text"/> <input type="text"/> <input type="text"/></p>	 <p>90 70</p> <p><input type="text"/> <input type="text"/> <input type="text"/></p>

165. Vördle (>, <, =).

97 99

100 95

92 92

89 98

91 93

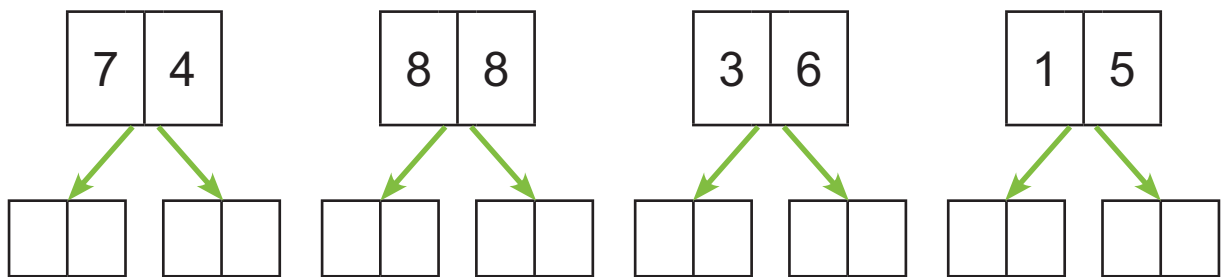
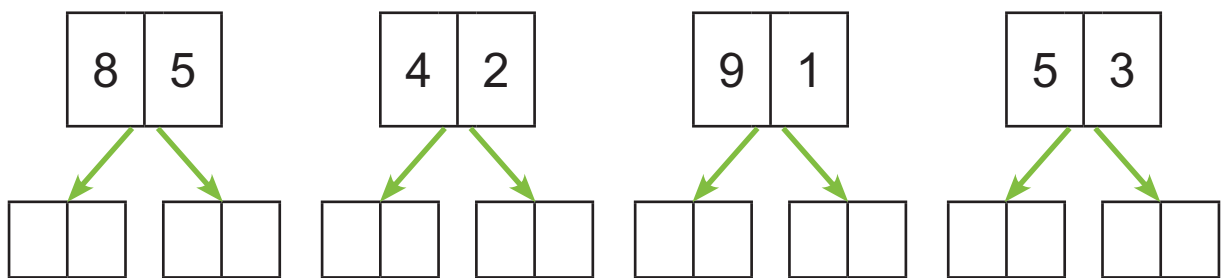
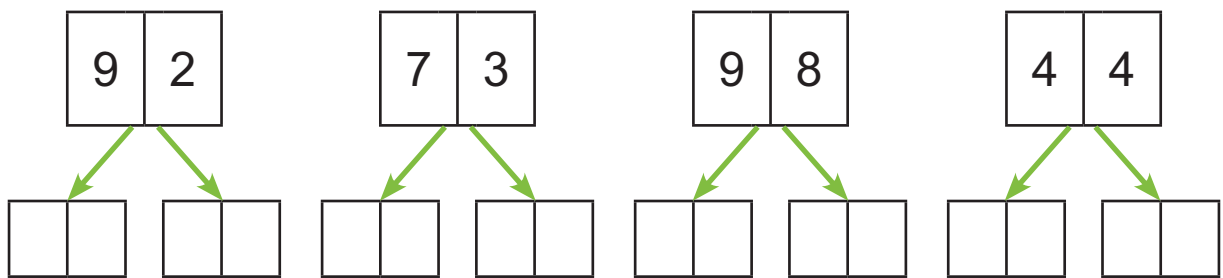
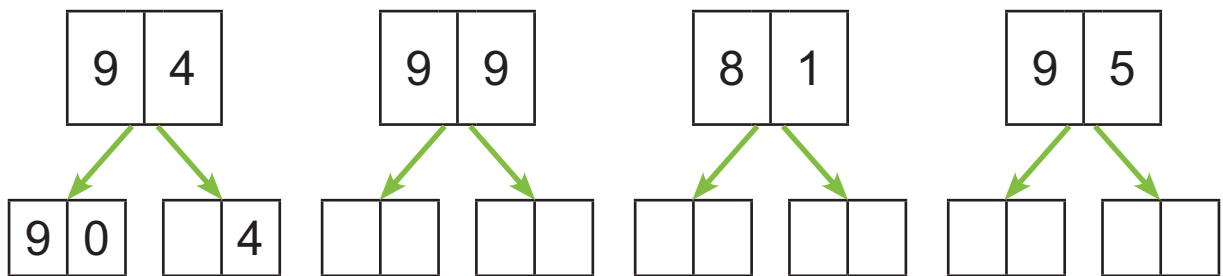
90 100

85 58


94 84

96 69

166. Kirjuta arvu asendajad.



167. Sobita kingitused karpidesse.



168. Kirjuta arvu kümnelised ja ühelised.

$$91 = \boxed{9} \text{ K} + \boxed{1} \text{ Ü}$$

$$82 = \boxed{} \text{ K} + \boxed{} \text{ Ü}$$

$$89 = \boxed{} \text{ K} + \boxed{} \text{ Ü}$$

$$75 = \boxed{} \text{ K} + \boxed{} \text{ Ü}$$

$$93 = \boxed{} \text{ K} + \boxed{} \text{ Ü}$$

$$62 = \boxed{} \text{ K} + \boxed{} \text{ Ü}$$

$$99 = \boxed{} \text{ K} + \boxed{} \text{ Ü}$$

$$47 = \boxed{} \text{ K} + \boxed{} \text{ Ü}$$

169. Kirjuta arv kümneliste ja üheliste summana.

$$93 = \begin{array}{|c|c|} \hline 9 & 0 \\ \hline \end{array} + \begin{array}{|c|} \hline 3 \\ \hline \end{array}$$

$$92 = \begin{array}{|c|c|} \hline & \\ \hline \end{array} + \begin{array}{|c|} \hline \\ \hline \end{array}$$

$$96 = \begin{array}{|c|c|} \hline & \\ \hline \end{array} + \begin{array}{|c|} \hline \\ \hline \end{array}$$

$$84 = \begin{array}{|c|c|} \hline & \\ \hline \end{array} + \begin{array}{|c|} \hline \\ \hline \end{array}$$

$$88 = \begin{array}{|c|c|} \hline & \\ \hline \end{array} + \begin{array}{|c|} \hline \\ \hline \end{array}$$

$$95 = \begin{array}{|c|c|} \hline & \\ \hline \end{array} + \begin{array}{|c|} \hline \\ \hline \end{array}$$

$$75 = \begin{array}{|c|c|} \hline & \\ \hline \end{array} + \begin{array}{|c|} \hline \\ \hline \end{array}$$

$$61 = \begin{array}{|c|c|} \hline & \\ \hline \end{array} + \begin{array}{|c|} \hline \\ \hline \end{array}$$

170. Arvuta.

$$90 + 5 = \begin{array}{|c|c|} \hline & \\ \hline \end{array}$$

$$80 + 1 = \begin{array}{|c|c|} \hline & \\ \hline \end{array}$$

$$80 + 2 = \begin{array}{|c|c|} \hline & \\ \hline \end{array}$$

$$90 + 3 = \begin{array}{|c|c|} \hline & \\ \hline \end{array}$$

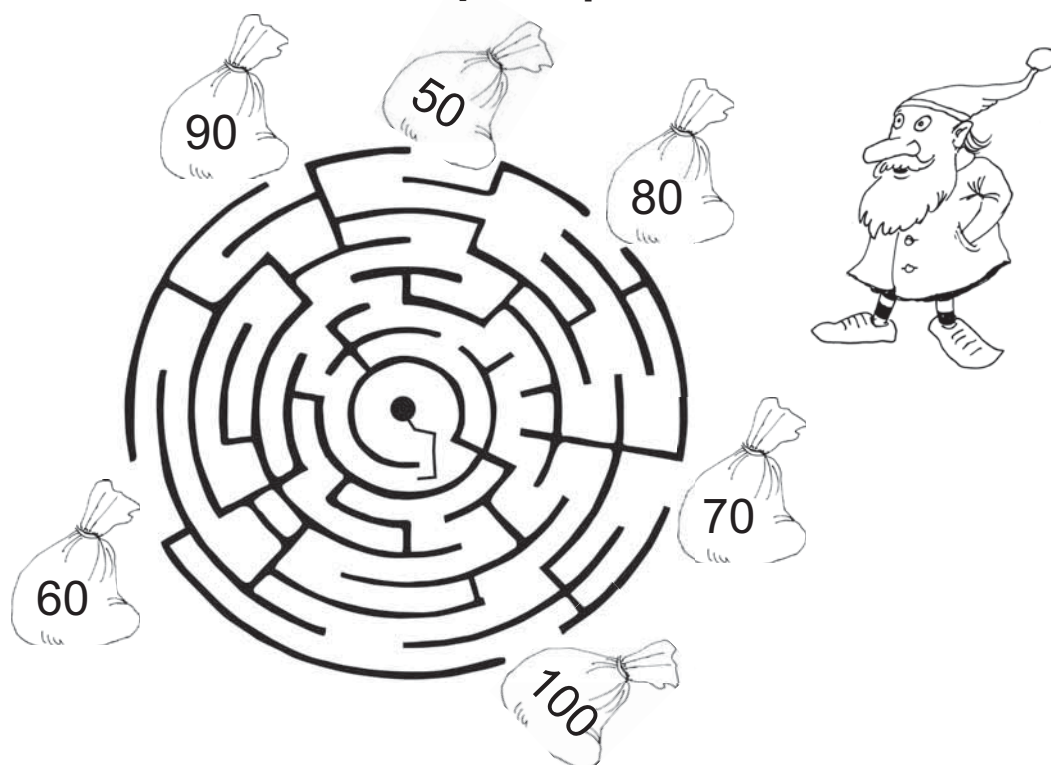
$$90 + 9 = \begin{array}{|c|c|} \hline & \\ \hline \end{array}$$

$$30 + 6 = \begin{array}{|c|c|} \hline & \\ \hline \end{array}$$

$$70 + 4 = \begin{array}{|c|c|} \hline & \\ \hline \end{array}$$

$$80 + 9 = \begin{array}{|c|c|} \hline & \\ \hline \end{array}$$

171. Mitu kommi-kotti viis päka-pikk lastele?



172. Lahenda ülesanne.

Jõulu-vana kingi-kotis oli 90 kommi-pakki.

Küpsise-pakke oli 8 võrra rohkem.

Mitu küpsise-pakki oli kingi-kotis?



Andmed:

Kommi-pakke ←
Küpsise-pakke

Küpsise-pakke ?

Lahendus:

Mitu küpsise-pakki oli kingi-kotis?

$$\square\square \ominus \square\square = \square\square$$

Vastus: Kingi-kotis oli küpsise-pakki.

173. Kirjuta puuduv arv.

$90 + \square = 97$

$90 + \square = 91$

$90 + \square = 98$

$90 + \square = 99$

$80 + \square = 82$

$70 + \square = 76$

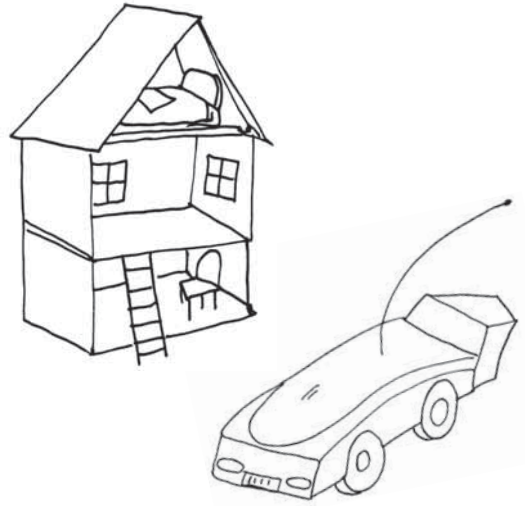
$70 + \square = 73$

$80 + \square = 89$

$40 + \square = 45$

174. Lahenda ülesanne.

Nuku-maja maksis 40 eurot.
Puldiga auto oli 7 eurot kallim.
Kui palju maksis puldiga auto?



Andmed:

Nuku-maja eurot

Puldiga auto eurot

Puldiga auto ?

Lahendus:

Kui palju maksis puldiga auto?

$$\boxed{}\boxed{} \text{ eurot } \bigcirc \boxed{}\boxed{} \text{ eurot} = \boxed{}\boxed{} \text{ eurot}$$

Vastus: Puldiga auto maksis eurot.

175. Kirjuta puuduvad arvud.

$$90 + \boxed{} = 97$$

$$90 + 2 = \boxed{}\boxed{}$$


$$\boxed{}\boxed{} + 4 = 94$$

$$50 + \boxed{} = 59$$

$$80 + 6 = \boxed{}\boxed{}$$

$$\boxed{}\boxed{} + 2 = 82$$

176. Võrdle.



Paulil on
..... eurot.



Piial on
..... eurot.



Peetril on
..... eurot

Paulil on raha kui Piial ja

Piial on raha kui ja

Peetril on raha kui ja

100 PIRES NUMERATSIOONI KORDAMINE

177. Kirjuta puuduvad arvud.










22		24			27			30	
----	--	----	--	--	----	--	--	----	--

48			51			54			
----	--	--	----	--	--	----	--	--	--

	76		78		80				84
--	----	--	----	--	----	--	--	--	----

	92		94		96			99	
--	----	--	----	--	----	--	--	----	--

178. Kirjuta arvu naabrid.



179. Kirjuta puuduvad arvud.

26		24				20		18	
----	--	----	--	--	--	----	--	----	--


41		39		37			34		
----	--	----	--	----	--	--	----	--	--

	75			72		70		68	
--	----	--	--	----	--	----	--	----	--

	99		97			94			91
--	----	--	----	--	--	----	--	--	----

180. Värvü paaris-arvudega kommid kollaseks.











Värvü paaritute arvudega kommid siniseks.



Kirjuta kommide peal olevad arvud kasvavas järje-korras:



181. Kirjuta arvud. Loe.

	<input type="text"/>
	<input type="text"/>
	<input type="text"/>
	<input type="text"/>
	<input type="text"/>
	<input type="text"/>
	<input type="text"/>
	<input type="text"/>
	<input type="text"/>
	<input type="text"/>

Kirjuta arvud kahanevas järje-korras:









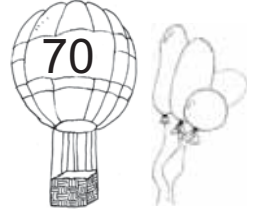
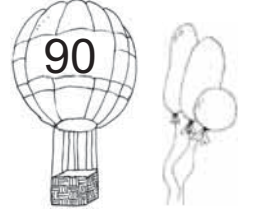


..... , , , , , , , ,

182. Täida tabel.

ARV	K	Ü
25		
30		
27		
19		
8		
21		

ARV	K	Ü
<input type="text"/> <input type="text"/>	2	4
<input type="text"/> <input type="text"/>	1	2
<input type="text"/> <input type="text"/>		9
<input type="text"/> <input type="text"/>	3	0
<input type="text"/> <input type="text"/>	2	6
<input type="text"/> <input type="text"/>	2	2

183. Kirjuta arvud. Võrdle (>, <, =).

  <input type="text"/> <input type="text"/> <input type="text"/>	  <input type="text"/> <input type="text"/> <input type="text"/>
  <input type="text"/> <input type="text"/> <input type="text"/>	  <input type="text"/> <input type="text"/> <input type="text"/>
  <input type="text"/> <input type="text"/> <input type="text"/>	  <input type="text"/> <input type="text"/> <input type="text"/>

184. Vördle (>, <, =).

76 74

25 23

91 19

54 55

39 40

80 78

27 72

66 69


31 13

42 41

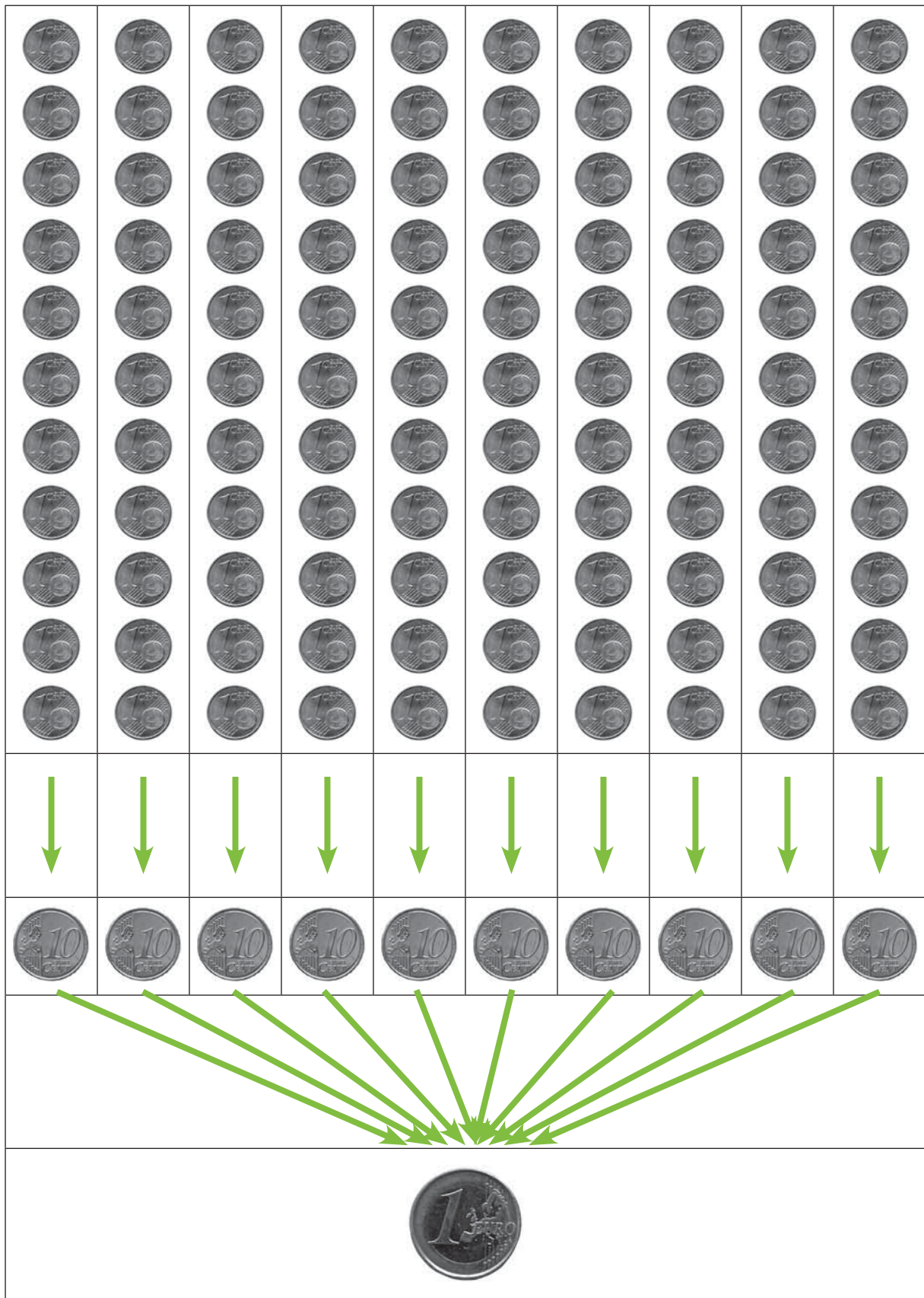
100 100

70 90

185. Leia kaladele akvaarium.




RAHAÜHIKUD



JÄTA MEELDE!

1 euro on 100 senti.	1 € = 100 s
100 senti on 1 euro.	100 s = 1 €



Euro tähis on €.	€
------------------	---

186. Kirjuta.

€										
---	--	--	--	--	--	--	--	--	--	--

€										
---	--	--	--	--	--	--	--	--	--	--

€										
---	--	--	--	--	--	--	--	--	--	--

187. Täida lüngad.

1 euro on senti.

100 senti on euro.

Euro tähis on

188. Järjesta rahad alates kõige väiksema väärtusega mündist.















s	s	s	s	s	s	€	€	

189. Järjesta rahad alates kõige suurema väärtusega paberrahast.



€	€	€	€	€



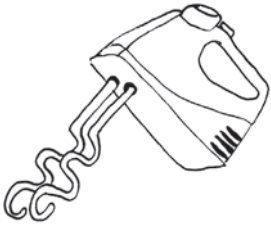

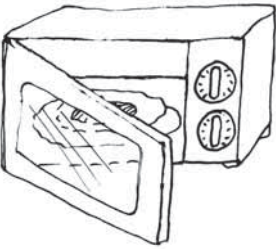





190. Kui palju on lastel raha?

		Pillel on senti.
		Tõnul on senti.
		Siiril on senti.
		Kevinil on senti.
		Reelikal on senti.
		Stenil on senti.

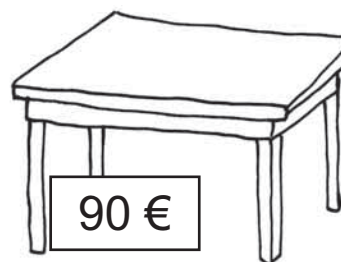
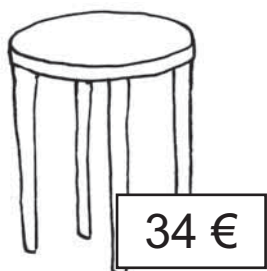
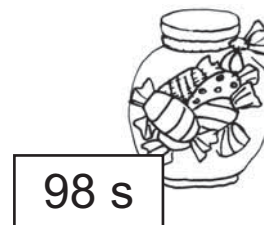


* Kellel on kõige rohkem raha?

* Kellel on kõige vähem raha?

191. Kui palju maksavad kodu-masinad?

		Vee-keetja maksab eurot.
		Mikser maksab eurot.
		Mikro-laine-ahi maksab eurot.
		Triik-raud maksab eurot.
		Tolmu-imeja maksab eurot.

192. Võrdle (<, >, =).



193. Võrdle (<, >, =).

56 s ... 78 s

17 € ... 19 €

1 € ... 80 s

73 s ... 65 s

68 € ... 36 €

67 s ... 2 €

40 s ... 55 s

66 € ... 99 €

4 € ... 40 s

96 s ... 80 s

54 € ... 54 €





















50 s ... 5 €

44 s ... 44 s

70 € ... 60 €

16 s ... 7 €




























194. Sobita rahad raha-kottidesse.

 <p>2 € 21 s</p>	 	 <p>2 € 2 s</p>
 <p>1 € 50 s</p>	 	 <p>2 € 50 s</p>
 <p>2 € 30 s</p>	 	 <p>1 € 20 s</p>
 <p>1 € 25 s</p>	 	 <p>1 € 52 s</p>
 <p>1 € 11 s</p>	 	 <p>2 € 55 s</p>

* Värvi siniseks raha-kott, kus on kõige rohkem raha.

* Värvi pruuniks raha-kott, kus on kõige vähem raha.

195. Vördle (<, >, =).

196. Järjesta puu-viljade hinnad alates kõige odavamast.

1 € 26 s

89 s

1 € 15 s

2 € 75 s

1 € 64 s

197. Järjesta spordi-kaupade hinnad alates kõige kallimast.

19 € 80 s

9 € 75 s

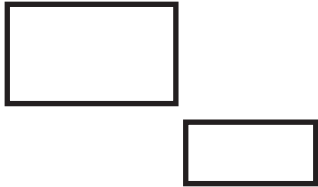
89 € 50 s

39 €

29 € 30 s


198. Joonista sobivad vastused.



1.	Isa ostis 55 eurot maksva aku-trelli. Missuguste raha-tähtedega isa maksis?	
2.	Ema ostis 25 eurot maksva kleidi. Missugused raha-tähed andis ta müüjale?	
3.	Onu Paul ostis 100 eurot maksva raadio. Missuguste raha-tähtedega onu arveldas?	
4.	Vana-isa tahtis osta 15 eurot maksva raamatu. Missuguseid raha-tähti oli tal vaja?	




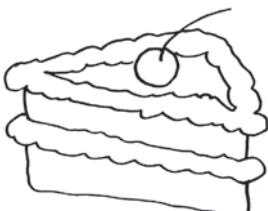


199. Joonista sobivad vastused



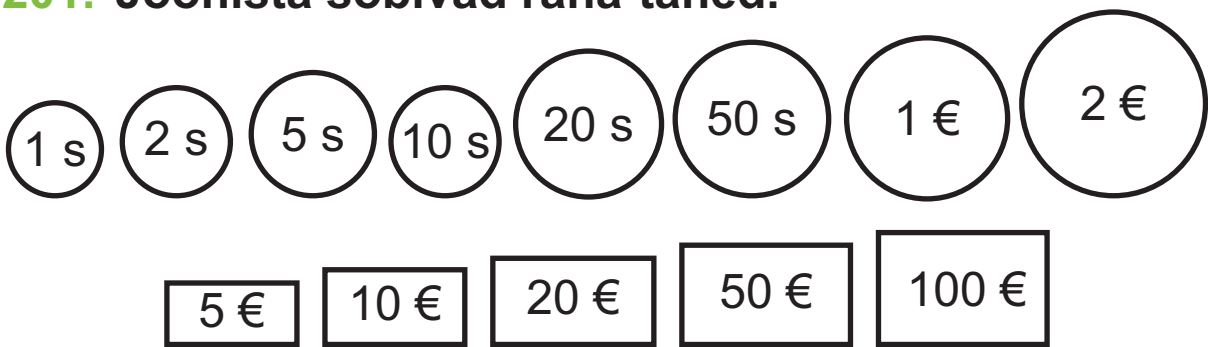
1.	Mart pidi viima kooli toidu-raha 1 euro ja 50 senti. Missugused mündid viis poiss kooli?	
2.	Pille ostis vildikad, mis maksid 2 eurot ja 25 senti. Missuguste müntidega tüdruk maksis?	
3.	Toomas ostis 3 eurot ja 55 senti maksva pusle. Missugused mündid andis poiss müüjale?	
4.	Teele tahtis kohukest, mis maksis 55 senti. Missuguseid münte oli tüdrukul vaja?	

200. Missuguste müntidega saab maksta?




	3 € 15 s	
	55 s	
	4 € 10 s	
	2 € 25 s	
	1 € 15 s	
	2 € 5 s	

201. Joonista sobivad raha-tähed.



25 eurot ja 30 senti	
17 eurot ja 15 senti	
67 eurot	
14 eurot ja 20 senti	
55 eurot ja 15 senti	
60 eurot ja 6 senti	
24 eurot ja 11 senti	

202. Kui palju raha kulutas ema poes?



..... + + =

203. Arvuta.

$5 \text{ €} + 4 \text{ €} = \dots\dots\text{€}$

$60 \text{ s} + 8 \text{ s} = \dots\dots\text{s}$

$3 \text{ €} + 7 \text{ €} = \dots\dots\text{€}$

$40 \text{ s} + 3 \text{ s} = \dots\dots\text{s}$

$8 \text{ €} + 1 \text{ €} = \dots\dots\text{€}$

$80 \text{ s} + 5 \text{ s} = \dots\dots\text{s}$

$2 \text{ €} + 8 \text{ €} = \dots\dots\text{€}$

$20 \text{ s} + 9 \text{ s} = \dots\dots\text{s}$

204. Arvuta.

$7 \text{ €} + 4 \text{ €} = \dots\dots\dots$

$20 \text{ s} - 7 \text{ s} = \dots\dots\dots$

$8 \text{ €} + 6 \text{ €} = \dots\dots\dots$

$13 \text{ s} - 9 \text{ s} = \dots\dots\dots$

$5 \text{ €} + 9 \text{ €} = \dots\dots\dots$

$17 \text{ s} - 8 \text{ s} = \dots\dots\dots$

$6 \text{ €} + 7 \text{ €} = \dots\dots\dots$

$20 \text{ s} - 13 \text{ s} = \dots\dots\dots$

205. Lahenda ülesanne.

Karmen ostis kauba-majast vildikad, mis maksid 4 eurot.

Kertu ostis kustu-kummi, mis maksis 1 euro.

Kui palju raha kulutasid tüdrukud?



Andmed:

Vildikad

--	--

Kustu-kumm

--	--

.....?

Lahendus:

Kui palju raha kulutasid tüdrukud?

$$\begin{array}{|c|c|} \hline & \\ \hline \end{array} \dots \bigcirc \begin{array}{|c|c|} \hline & \\ \hline \end{array} \dots = \begin{array}{|c|c|} \hline & \\ \hline \end{array} \dots \begin{array}{|c|c|} \hline & \\ \hline \end{array} \dots$$

Vastus:

* Missuguste rahadega võisid tüdrukud maksta?

PIKKUSÜHIK MEETER

206. Mõõda sammudega klassi-ruumi pikkus.

Mitu sammu said?

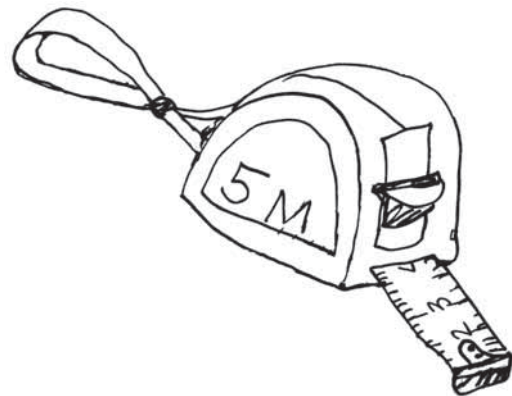
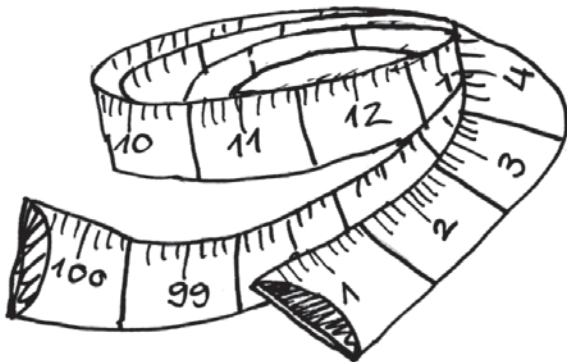
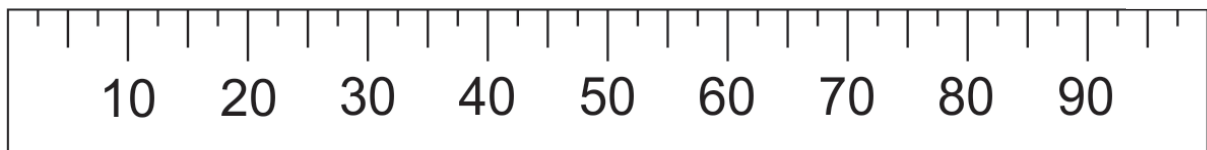

Mitu sammu said teised õpilased?

Kas kõik õpilased said ühe-suguse tulemuse?

Kas sammudega saab täpselt mõõta klassi pikkust?


Millega saaks klassi pikkust täpselt mõõta?

Pikkust mõõdan joon-lauaga või mõõdu-lindiga.




Pikkusi mõõtes kasutan *pikkus-ühikut meeter*.

Meetri lühend on *m*.




207. Lõika paberist 10 cm pikkune riba.



Lõika sama-suguseid ribasid veel üheksa.

Lao ribad üks-teise kõrvale.



10 cm 10 cm 10 cm 10 cm 10 cm 10 cm 10 cm 10 cm 10 cm 10 cm



100 cm


Nüüd on sul 100 senti-meetri ehk 1 meetri pikkune riba.

JÄTA MEELDE!

100 senti-meetrit (cm) on 1 meeter (m).

$$100 \text{ cm} = 1 \text{ m}$$

$$1 \text{ m} = 100 \text{ cm}$$



Mida saab meetriga mõõta?

208. Kirjuta arvud.

kolm meetrit



viis-teist meetrit



üheksa-teist meetrit



kaks-kümmend seitse meetrit



seitse-kümmend meetrit



kaheksa-kümmend üks meetrit

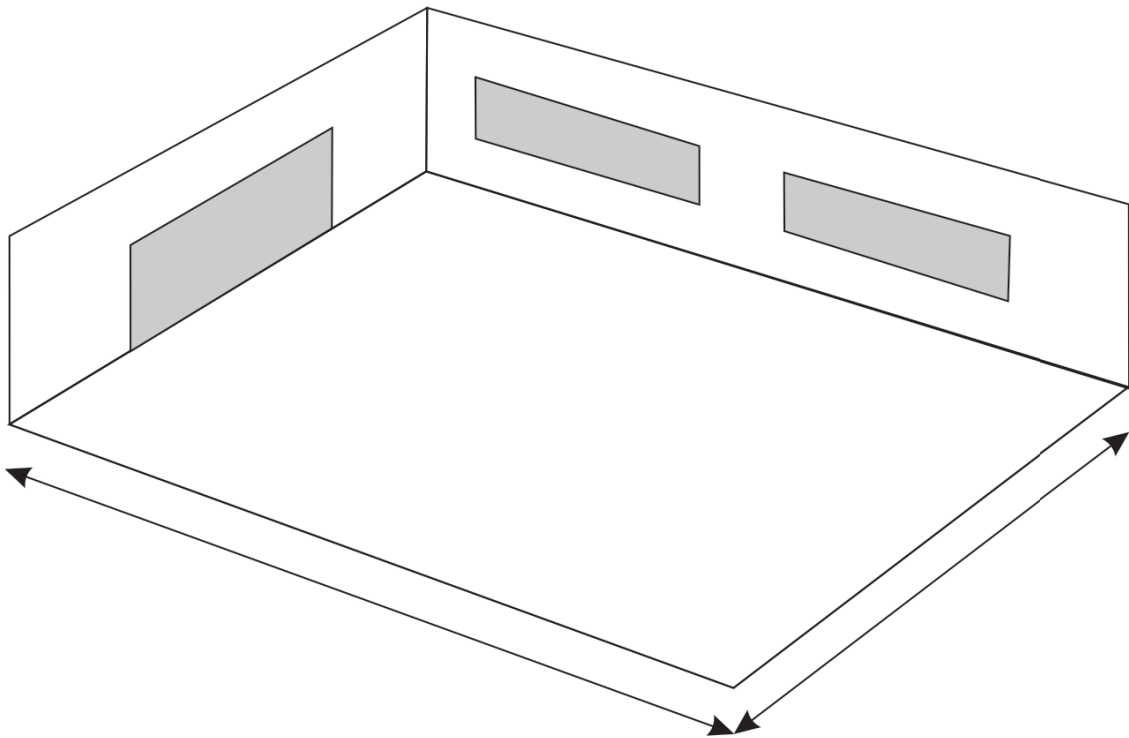


sada meetrit



209. Mõõda täis-meetrites klassi-ruumi pikkus ja laius.

Kirjuta mõõtmis-tulemused joonisele.



210. Võrdle (<, >).

3 cm 3 m

45 m 51 cm

7 m 7 cm

89 cm 97 m

19 cm 19 m

76 m 100 cm

8 m 8 cm

40 cm 50 m

26 cm 26 m

71 m 17 cm

211. Kirjuta lünka *m* või *cm*.

Ema ostis poest 9 kasvu-hoone-kilet.

Pliiats on 14 pikk.

Vaasis on 11 pikkused tulbid.

Vana-ema kõpllas 5 peedi-vagu.

Reti tegi kelguga 17 pikkuse sõidu.

212. Kirjuta lünka sobivad arvud.

Kooli-maja kõrgus on m.

Lille-poti kõrgus on cm.

Täna öösel sadas maha cm lund.

Klassi akna ees on m pikkune ruloo.

Riina pats on cm pikk.

213. Kirjuta taimede kõrgused.



Kask m

Kuusk m

Paju m

Hundi-nui m

Tamm m

Mänd m

* Järjesta taimed, alustades kõige madalamast.

1)

2)


3)

4)


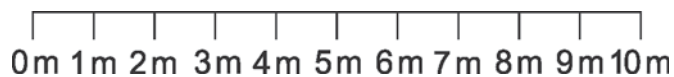
5)

6)


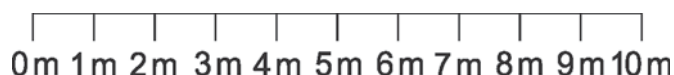
214. Märki joon-lauale loomade pikkused.



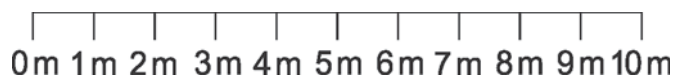
kuus
meetrit



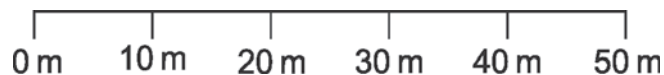
üks
meeter




neli
meetrit




kolm-
kümme
meetrit



kümme
meetrit



kaks-
kümme
meetrit



* Värvige kõige lühem ja kõige pikem loom halliks.

215. Kes võitis kaugus-hüppe-võistluse?



KÄRT



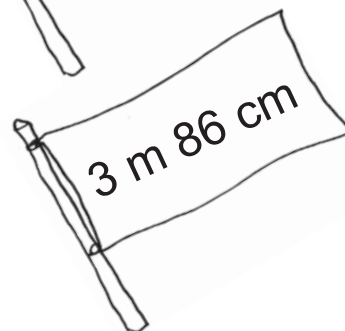
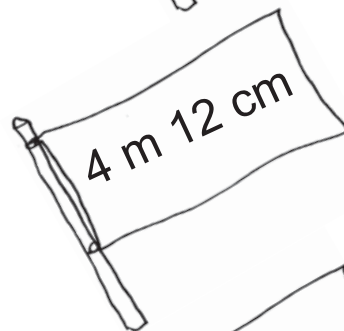
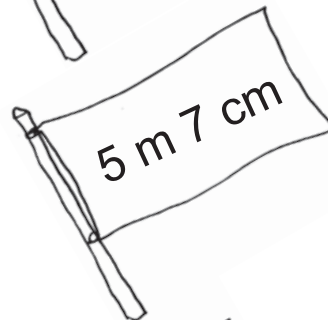
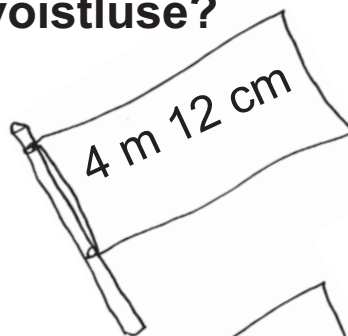
LASSE



AKSEL



HENRI



Kes hüppas kõige vähem?

Kes hüppasid sama palju?

216. Võrdle (<, >, =).

4 m 8 m

27 m 54 m

77 m 17 m

100 m 99 m

15 m 11 m

80 m 80 m

41 m 39 m

18 m 19 m

217. Võrdle (<, >, =).

9 m 23 cm 8 m 23 cm

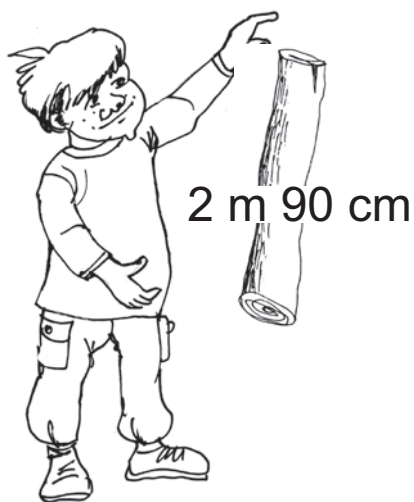

5 m 67 cm 1 m 35 cm

3 m 27 cm 3 m 27 cm

7 m 60 cm 8 m 60 cm

4 m 22 cm 4 m 22 cm

218. Kes saab Ossu üle oja aidata?



KAUR

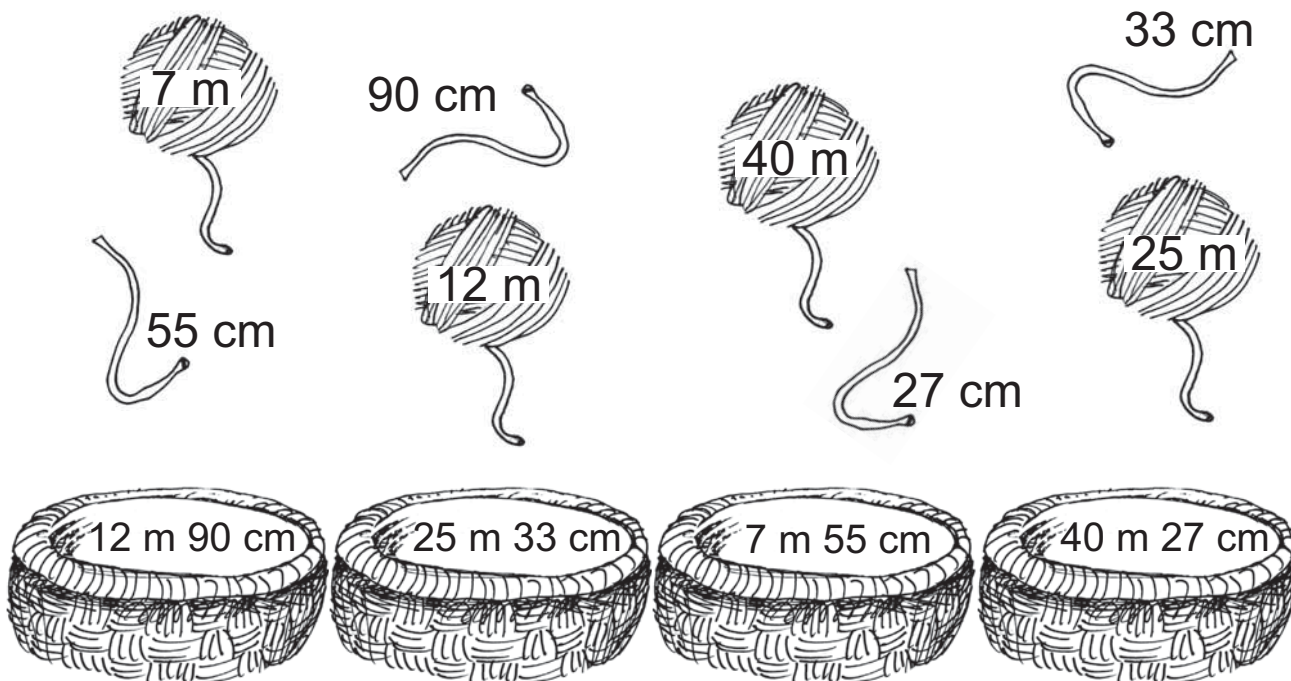


STEN



TONI

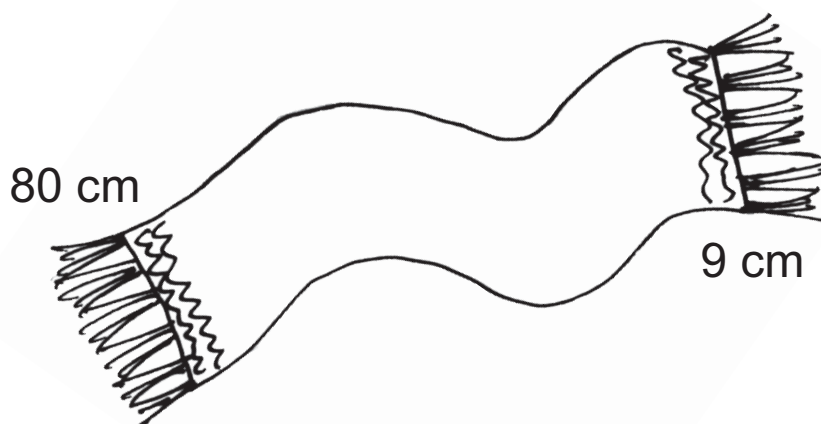
219. Sobita lõngad korvi.



* Väarvi kõige pikem lõng punaseks.

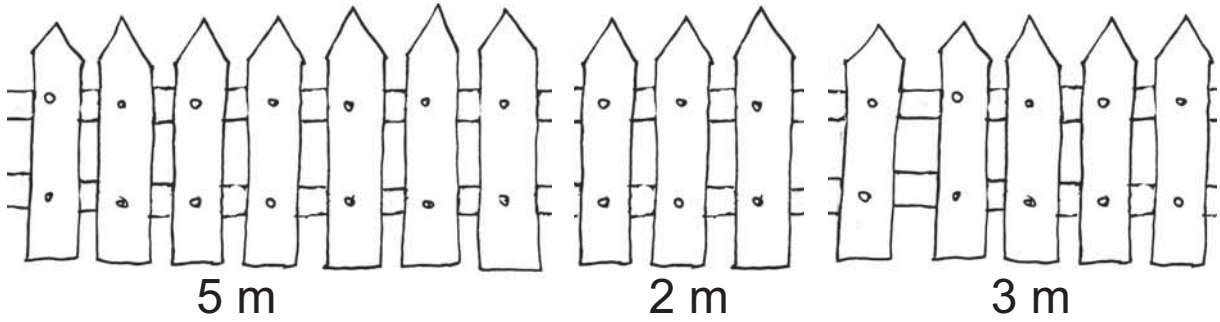
* Väarvi kõige lühem lõng kollaseks.

220. Kui pika salli kudus vana-ema?



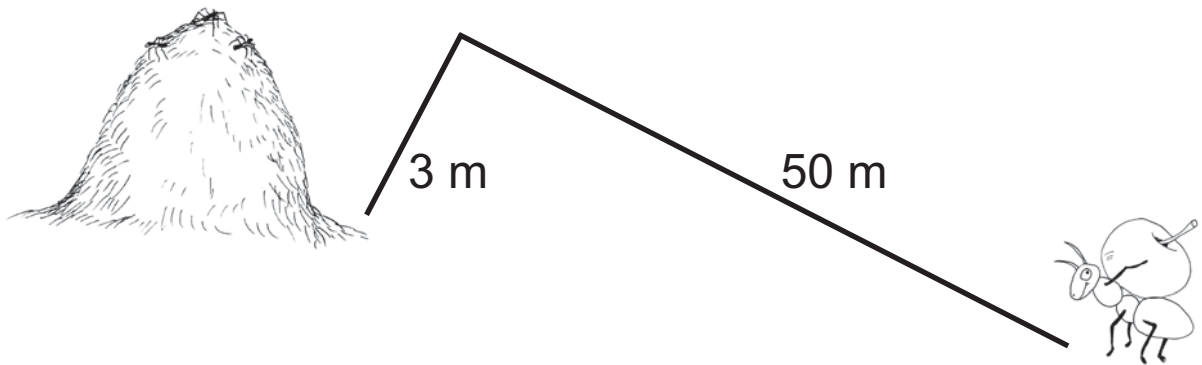
..... + =

221. Kui pika aia ehitas vana-isa?



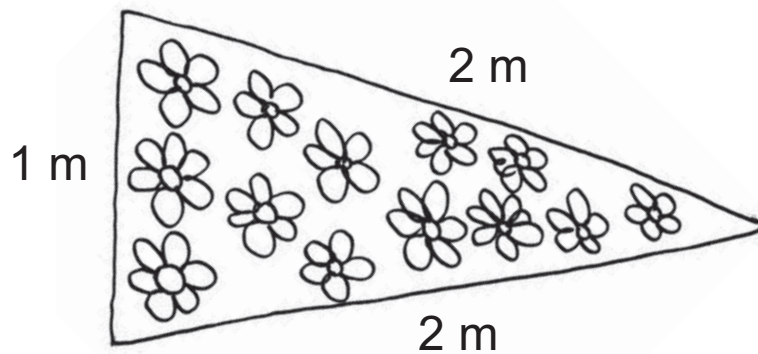
..... + + =

222. Kui pikk maa on sipelgal pesani?



..... + =

223. Leia lille-peenra ümber-mõõt.



..... + + =

224. Arvuta.

$$6 m + 3 m = \dots m$$

$$8 m + 2 m = \dots m$$

$$3 m + 5 m = \dots m$$

$$1 m + 9 m = \dots m$$

$$4 m + 4 m = \dots m$$

$$70 m + 7 m = \dots m$$

$$40 m + 9 m = \dots m$$

$$60 m + 1 m = \dots m$$

$$90 m + 8 m = \dots m$$

$$10 m + 4 m = \dots m$$

225. Arvuta.

$$6 m + 8 m = \dots m$$

$$9 m + 2 m = \dots m$$

$$8 m + 5 m = \dots m$$

$$7 m + 4 m = \dots m$$

$$5 m + 9 m = \dots m$$

$$20 m - 6 m = \dots m$$

$$15 m - 6 m = \dots m$$

$$20 m - 14 m = \dots m$$

$$11 m - 9 m = \dots m$$

$$17 m - 8 m = \dots m$$

SISUKORD

ARVUD 100-ni.....	3
Täiskümned 100-ni.....	4
Täiskümnete võrdlemine 100 piires.....	11
Arvud 21–30.....	20
Arvud 31–40.....	30
Arvud 41–50.....	40
Arvud 51–60.....	52
Arvud 61–70.....	63
Arvud 71–80.....	75
Arvud 81–90.....	87
Arvud 91–100.....	99
100 piires numeratsiooni kordamine.....	114
RAHAÜHIKUD.....	119
PIKKUSÜHIK MEETER.....	134



Euroopa Liit
Euroopa Sotsiaalfond



Eesti tuleviku heaks



Hariduslike erivajadustega
õpilaste õppevara arendamine