

**Eesti ravimistatistika
2006-2007**

**Estonian Statistics on Medicines
2006-2007**

Ravimiamet
State Agency of Medicines

Eesti ravimistatistika
2006-2007

Estonian Statistics on Medicines
2006-2007

Toimetanud/ Edited by: Ott Laius
Autoriõigus/ Copyright: Ravimiamet, 2008

Väljaande andmete kasutamisel või tsiteerimisel palume viidata allikale.
When using or quoting the data included in this issue, please indicate the source.

Kirjastanud/ Published by: Ravimiamet
State Agency of Medicines
Nooruse 1, 50411 Tartu
Telefon 737 4140
Faks 737 4142
E-post info@ravimiamet.ee

Trükkinud/ Printed by: AS Ecoprint
Küljendanud/ Layout by: Imre Heero

ISSN 1736-5813



©Ecoprint

Eessõna

Käesolev raamat on statistiline kokkuvõtte Eesti ravimikasutamise andmetest aastatel 2006-2007. Tulemused põhinevad ravimite hulgemüüjate poolt esitatud aruannetel, mis kajastavad ravimite müüki hulgemüüjatelt üld- ja haiglaapteekidele ning teistele asutustele.

Eesti ravimikasutamise andmete võrreldavuse tagamiseks teiste riikidega on tulemused esitatud anatoomilisterapeutilis-keemilise (ATC) klassifikatsiooni alusel, defineeritud päevadooside arvuna tuhande inimese kohta ööpäevas (DPD/1000/ööpäevas). Defineeritud päevadoos (DPD) on Maailma Terviseorganisatsiooni poolt välja töötatud kokkuleppeline suurus enamiku kasutusel olevate ravimite jaoks. DPD ei tähista ravimi tegelikku või soovitatavat annust, sest ravimil võib olla mitu näidustust ning manustatud annused sellele vastavalt ka erineda. Definiitsiooni kohaselt on defineeritud päevadoos (DPD) ravimi tavaline ööpäevane annus täiskasvanul vastavalt peamisele kasutamisnäidustusele.

Defineeritud päevadoos tuhande inimese kohta ööpäevas (DPD/1000/ööpäev) näitab ravimi kasutamise intensiivsust populatsioonis – mitu inimest tuhandest võis iga päev kasutada seda ravimit tavalises annuses. Näiteks suurus 10 DPD/1000/ööpäevas viitab sellele, et keskmiselt 10 inimest tuhandest, seega 1% elanikkonnast kasutab antud ravimit igapäevaselt.

Andmete põhjal järelduste tegemisel tuleks kindlasti arvestada sellega, et tegemist on hulgemüügi andmetega ning kõik müüdud ravimid ei jõudnud tarbijani, ja ka osa apteegist koju viidud

Foreword

This book is a statistical summary of the Estonian drug consumption data in 2006-2007. The figures included in the book represent sales from the wholesalers to general and hospital pharmacies and to other institutions.

In order to provide better possibilities for sharing experiences and making comparisons, the Anatomical-Therapeutic-Chemical (ATC) classification of medicines and the Defined Daily Dose (DDD) methodology recommended by the World Health Organization is used. The DDD is the assumed average dose per day for the drug used in its main indication in adults. It is a technical unit of measurement and does not always correspond to the clinical dose actually used.

The national consumption statistics are expressed as the number of DDDs per 1000 inhabitants per day (DDD/1000/day). Drug consumption expressed in this way may provide a rough estimate of the proportion of the population within a defined area treated daily with certain drugs. An estimated drug consumption of 10 DDD/1000 inhabitants/day corresponds to a daily use of this drug by 1% of the population.

When interpreting the figures provided by the wholesalers it is worth noting that some drugs may still be unused, either in pharmacies or in patient homes. The DDD figure is generally calculated in

ravimitest võis jääda kasutamata. Samuti on oluline meeles pidada, et mõne ravimi tarvitamine on piiratud vastavate ea- või soogruppidega. Näiteks suukaudsete rasestumisvastaste preparaate koguarv on jagatud fertiilses eas (15-45 aastat) olevate naiste arvuga. Samas ei ole eagruppe siin raamatus kõikjal kasutatud, näiteks *digoksiini* kasutavad valdavalt vanemaealised, kuid arvutustes on kasutatud kogu rahvastiku andmeid.

Lisaks ravimite kasutamise andmetele annab raamat ülevaate ravimituru jaotumisest põhiliste farmakoloogiliste rühmade vahel. Kokkuvõttest on välja jäetud kasvajatevastaste ravimite (v.a. hormoonide antagonistid), üld- ja lokaalanesteetikumide, silmaravimite (v.a. glaukoomi ravimid) ja kõigi dermatoloogiliste ravimite kasutamise andmed, millele on keskmise päevadoosi (DPD) rakendamine ebaotstarbekas. Põhjuseks on ravimite annustamise individuaalsus (dermatoloogilised ravimid), ravimite ühekordne kasutamine (anesteetikumid) või ravimisel väga erinevate manustamiskeemide kasutamine (kasvajatevastased ravimid).

Tähelepanu tuleks pöörata ka asjaolule, et käesolev raamat kajastab ainult ravimite kasutamise andmeid. Aine määramine ravimiks või mitteravimiks toimub vastavalt ravimiseadusele ning olenevalt preparaadi omadustest võib sama aine sisalduda nii ravimis kui mitteravimis. Oluline on see aspekt eelkõige vitamiinide (A11) ja mineraalainete (A12) rühma juures, kus ravimiks liigitatud preparaate kasutus ei peegelda vitamiinide/mineraalainete täit kasutust, kuna paljud vitamiine või mineraalaineid sisaldavad preparaadid ei ole ravimid.

relation to the total population, although the drug use may be concentrated in certain age groups or particular sex. For example in calculation of the use of oral contraceptives the number of females at the age of 15-45 years is used instead of the total population. On the other hand age groups are not always used in this book. For example, elderly people mainly use *digoxin*, but instead of the age groups the total population is used

In addition to the drug consumption data the current book provides an overview of the distribution of medicine sales between main ATC groups. For several important drug groups (antineoplastic drugs, anesthetics, dermatological and ophthalmological preparations) the DDD is not applicable, so those drugs lay beyond the scope of this study. The DDD of a drug can be very difficult to establish, as the drug dose depends on indications, individuals and therapeutic practice. The premises on which the data are based should always be considered when interpreting and evaluating the data

The current book only gives the consumption data of medicines. The classification of substances as a medicine or non-medicine is based on the medicinal products act. One substance may occur in a medicine as well as in a non-medicine, depending on the characteristics of the preparation. This is relevant mainly when interpreting the consumption data of vitamins (A11) and mineral supplements (A12) thus the preparations classified as medicines do not represent the whole consumption of vitamins or mineral supplements as some preparations are classified as non-medicines.

Ülevaade ravimiturust

Eesti ravimituru maht 2007. aastal hulгимүүgi hindades oli 2666 miljonit Eesti krooni (170 miljonit EUR), mis on 17,9% suurem võrreldes 2006. aastaga.

Overview of the medicinal products market

In 2007, sales of medicines in Estonia at wholesale prices totalled 2666 million Estonian kroons (170 million EUR), a 17,9% increase relative to 2006.

Table 1. Ravimituru maht hulгимүүgi hindades 2003-2007.

Table 1. Total sales of medicinal products at wholesale prices 2003-2007.

	2003	%	2004	%	2005	%	2006	%	2007	%
Ravimituru maht miljonites Eesti kroonides <i>Medicinal products market in million Estonian kroons</i>	1595		1920		2012		2261		2666	
		8,3		20,4		4,8		12,4		17,9
Ravimituru maht miljonites eurodes <i>Medicinal products market in million EUR</i>	102		123		128		144		170	

% kirjeldab muutust võrreldes eelneva aastaga.

% The difference in percents compared to the previous year.

2007. aastal oli Eestis tegevsluba omavaid inimestel kasutatavate ravimite hulгимүүjaid 44, neist 28 müüsid ravimeid üld- ja haiglaapteekidele ning teistele asutustele, ülejäänud müüsid ravimeid ainult teistele hulгимүүjatele.

In 2007, there were 44 wholesalers who held an activity licence to sell human medicines and 28 of them sold medicines to general and hospital pharmacies and other institutions, others sold only to other wholesalers.

Table 2. Tegevsluba omavate hulгимүүjate arv Eestis 2003-2007.

Table 2. Number of wholesalers with activity licence in Estonia 2003-2007.

	2003	2004	2005	2006	2007
Hulгимүүjad (humaanravimid ja veterinaarravimid*) <i>Wholesalers (human and veterinary medicines*)</i>	36	38	46	45	44
Hulгимүүjad (ainult veterinaarravimid) <i>Wholesalers (veterinary medicines only)</i>	9	9	9	8	8
Hulгимүүjate arv kokku <i>Total number of wholesalers</i>	45	47	55	53	52

*Veterinaarravimite käitlemisõigus on vastava eritingimuse olemasolul.

*A special clause on the activity licence is needed to trade veterinary medicines

6 suurima turuosaga hulgemüüjat katavad enam kui 90% kogu ravimiturust. 6 leading wholesalers cover more than 90% of the medicinal products market.

Tabel 3. Enim ravimeid müünud hulgemüüjad ja nende osakaal ravimiturul (%).
Table 3. The leading wholesalers in the medicinal products market and their market share (%).

Hulgemüüja	2003	2004	2005	2006	2007
Tamro Eesti OÜ	30,10%	29,90%	30,50%	30,20%	31,00%
Magnum Medical OÜ	47,80%	42,40%	25,90%	26,70%	27,19%
Apteekide Koostöö Hulgemüük OÜ		2,50%	15,00%	12,90%	12,37%
Nordic Pharma OÜ	3,10%	4,70%	10,00%	11,60%	11,04%
Oriola AS	4,90%	5,80%	5,90%	6,70%	6,32%
TopMed AS	4,40%	4,60%	4,90%	4,40%	3,90%

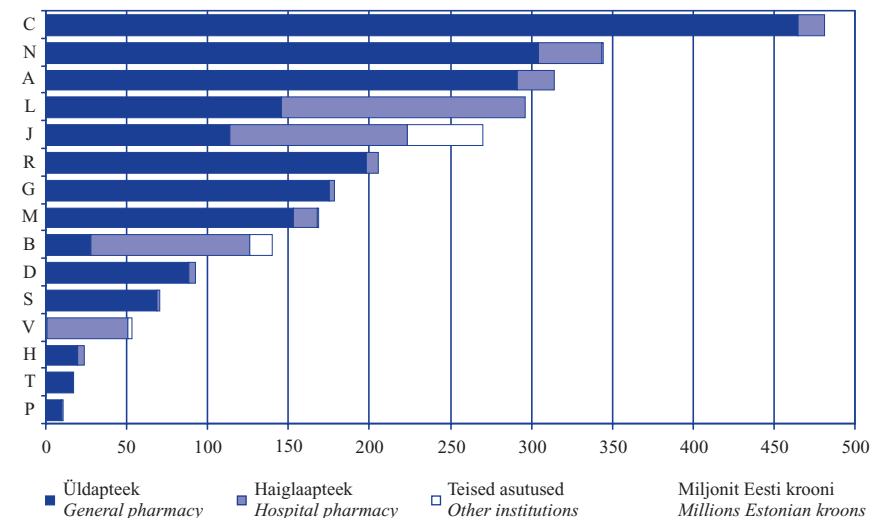
Andmed on järjestatud 2007. aasta tulemuste alusel kahanevalt.
 The data is sorted by the year 2007, descending.

Tabel 4. Ravimite müük ATC rühmade lõikes (%).
Table 4. Sales of drugs according to the ATC main groups (%).

ATC rühm ATC main group	2003	2004	2005	2006	2007
C Kardiovaskulaarsüsteem Cardiovascular system	21,8%	21,8%	20,1%	18,1%	18,0%
N Kesknärvisüsteem Nervous system	13,6%	13,1%	13,4%	13,2%	12,9%
A Seedetrakt ja ainevahetus Alimentary tract and metabolism	13,6%	13,4%	12,9%	12,6%	11,8%
L Kasvajatevastased ja immuunmoduleerivad ained Antineoplastic and immunomodulating agents	5,6%	7,1%	8,1%	8,8%	11,1%
J Infektsioonivastased ained Anti-infectives for systemic use	9,3%	8,9%	9,1%	9,5%	10,1%
R Hingamissüsteem Respiratory system	7,9%	7,5%	7,8%	7,9%	7,7%
G Urogenitaalsüsteem ja suguhormoonid Genito-urinary system and sex hormones	6,5%	6,5%	6,8%	6,8%	6,7%
M Skeleti-lihassüsteem Musculo-skeletal system	6,7%	6,8%	6,9%	7,0%	6,3%
B Veri ja vereloomeorganid Blood and blood forming organs	5,8%	5,6%	5,2%	5,5%	5,3%
D Dermatoloogilised preparaadid Dermatologicals	3,8%	3,8%	4,1%	3,9%	3,5%
S Meeleelundid Sensory organs	2,2%	2,2%	2,4%	2,7%	2,6%
V Varia Various	1,8%	2,0%	1,6%	1,8%	2,0%
H Süsteemsed hormoonpreparaadid, va suguhormoonid ja insuliinid Systemic hormonal preparations, excl sex hormones and insulins	1,1%	1,1%	1,1%	1,0%	0,9%
P Parasiidivastased ained, insektiitsiidid ja repellendid Antiparasitic products, insecticides and repellents	0,4%	0,4%	0,4%	0,4%	0,4%

Andmed on järjestatud 2007. aasta tulemuste alusel kahanevalt.
 The data is sorted by the year 2007, descending.

Ravimituru jaotus üld- ja haiglaapteekide ning teiste asutuste vahel ATC rühmade lõikes, 2007.
The distribution of medicine sales between general and hospital pharmacies and other institutions according to the ATC main groups, 2007.



Tabel 5. 20 enam kasutatud toimeainet aastal 2007.
Table 5. 20 most used active substances in 2007.

Nr	Toimeaine	Active Substance	DPD/1000/ööpäevas DDD/1000/day
1	ramipriil	Ramipril	49,78
2	amlodipiin	Amlodipine	33,68
3	atsetüülsalitsüülhape+ magneesiumhüdroksiid	Acetylsalicylic acid+ Magnesium hydroxide	33,31
4	enalapriil	Enalapril	22,40
5	metoprolol	Metoprolol	20,97
6	ibuprofeen	Ibuprofen	20,22
7	ksülometasoliin	Xylometazoline	18,93
8	enalapriil + hüdroklorotiasiid	Enalapril+Hydrochlorothiazide	17,89
9	fosinopriil	Fosinopril	16,43
10	diklofenak	Diclofenac	14,81
11	askorbiinhape	Ascorbic acid	14,51
12	isosorbiidmononitrat	Isosorbide mononitrate	14,42
13	atsetüülsalitsüülhape	Acetylsalicylic acid	12,22
14	ergokaltsiferool	Ergocalciferol	11,68
15	omeprasool	Omeprazole	10,29
16	zopikloon	Zopiclone	9,34
17	simvastatiin	Simvastatin	9,19
18	metformiin	Metformin	9,00
19	felodipiin	Felodipine	8,76
20	digoksiin	Digoxin	8,58

Tabel 6. 20 enam müüdnud preparaati (2007, Eesti kroonides).
Table 6. 20 best selling preparations (2007, Estonian kroons).

Nr	ATC kood ATC code	Ravimpreparaat Preparation	Käive Turnover	%
1	C07AB02	BETALOC ZOK	59 902 104	+20,77
2	L03AB11	PEGASYS	30 043 178	+106,67
3	C09AA05	CARDACE	29 069 844	+17,44
4	A10AE04	LANTUS	26 862 144	+29,45
5	V08AB09	VISIPAQUE	23 837 885	+62,94
6	L01CD02	TAXOTERE	22 956 855	+116,63
7	L01XC02	MABTHERA	22 292 386	+56,95
8	C08CA01	NORVASC	21 565 461	+11,67
9	R03AK82	SERETIDE DISKUS	20 491 041	+26,69
10	C09AA09	MONOPRIL	18 862 027	+5,85
11	J05AR01	COMBIVIR	18 522 361	+208,25
12	A10AB05	NOVORAPID FLEXPEN	18 034 104	+15,18
13	C09BA02	CO-RENITEC	17 885 222	+11,13
14	C10AA07	CRESTOR	17 732 441	+48,88
15	R03AK83	SYMBICORT TURBUHALER	17 203 820	+44,43
16	L01XE01	GLIVEC	16 411 669	+147,72
17	G03GA05	GONAL-F	16 292 372	+72,84
18	A10AB05	NOVOMIX	16 121 571	-11,93
19	B03XA80	NEORECORMON	15 955 437	-10,58
20	L02BG03	ARIMIDEX	15 416 182	+28,93

% kirjeldab muutust võrreldes eelneva aastaga.
% The difference in percents compared to the previous year.

Ravimite kasutamise andmed

Järgnevatel lehekülgedel on ravimite kasutamise andmed esitatud defineeritud päevadooside arvuna tuhande inimese kohta ööpäevas (DPD/1000/ööpäevas) aastatel 2006-2007. Joonistel on kasutatud vastavaid andmeid aastatel 2003-2007.

Arvutused põhinevad hulгимүүjatel üldapteekidele, haiglaapteekidele ja teistele asutustele müüdnud ravimite kogusel, ravimi defineeritud päevadoosil ja Eesti rahvaarvul iga aasta 1. jaanuari seisuga, mis on ära toodud alljärgnevas tabelis.

Tabel 7. Arvutustes kasutatud rahvaarv.
Table 7. Population figures used in calculations.

Aasta Year	Rahvastik 1. jaanuari seisuga Population of 1 st of January	Naiste arv vanuses 15-45 aastat Number of females at age of 15-45 years
2003	1 360 000	300 000
2004	1 350 000	300 000
2005	1 350 000	300 000
2006	1 340 000	290 000
2007	1 340 000	290 000

Naiste arvu vanuses 15-45 aastat on kasutatud DPD/1000/ööpäevas arvutamiseks järgmiste ATC rühmade korral: G02B ja G03A. Teiste rühmade korral on kasutatud kogu rahvastiku andmeid. The number of females at the age of 15-45 is used to calculate the DDD/1000inh/day for the following ATC groups: G02B and G03A. In other ATC groups the number of total population is used.

Järgnev näide kirjeldab DPD/1000/ööpäevas arutamist simvastatiini kasutusandmete põhjal.

Drug Consumption Data

On the following pages drug consumption is expressed as a number of DDDs per 1000 inhabitants per day (DDD/1000 inhabitants/day) for the period 2006 to 2007. On the charts corresponding data from 2003 to 2007 is used.

The calculations are based on the volume of sales to general and hospital pharmacies and to other institutions by wholesalers, on the defined daily dose per day for each drug and on the population figure in Estonia as of the 1st of January for each year which is brought out in the table below.

The following example describes the calculation of DDD/1000 inhabitants/day based on simvastatin consumption data.

Defineeritud päevadoos simvastatiinile DDD of simvastatin	0,015 g
Müüdnud toimeaine kogus aastas Sold quantity of active substance per year	67 426,5 g
Rahvastik Population	1 340 000
DPD/1000/ööpäevas DDD/1000 inhabitants/day	$\frac{67426,5 * 1000}{0,015 * 1340000 * 365} = 9,19$

Saadud tulemus 9,19 DPD/1000/ööpäevas viitab sellele, et ligikaudu 9 inimest tuhandest võis aasta jooksul iga päev kasutada simvastatiini tavalises annuses (0,015 g).

The figure of 9,19 DDD/1000/day indicates how many people (in this case 9,19) per 1000 inhabitants may in theory have received daily the standard dose (0,015 g) of simvastatin.

Lisaks üldistele ravimikasutamise muutustele on aastate jooksul toimunud mitmeid muutusi ATC-klassifikatsioonis (toimeained on liikunud ühest rühmast teise, lisandunud on uusi toimeaineid) ja ravimite päevadoosides. Ülevaate ATC-klassifikatsioonis toimunud muutustest ja kogu päevadoose puudutava info leiate WHO kodulehelt <http://www.whooc.no/atcddd/>.

Toimeainete ja farmakoloogiliste rühmade nimetused on esitatud ingliskeelsetena, et hõlbustada Eesti andmete võrdlust teiste maadega. Lisaks toimeaine nimetusele on sulgudes esitatud defineeritud päevadoosi väärtus. Kui päevadooside väärtusi ühel toimeainel vastavalt manustamisviisidele oli rohkem kui 3, siis on erinevate väärtuste asemel sulgudes “different DDDs”.

Kui mõne toimeaine kasutamine oli väiksem kui 0,01 DPD/1000/ööpäevas, siis on see tabelis märgitud <0,01. Kui toimeainet pole mingil aastal Eestis kasutatud, on vastav lahter tühi.

Protsentväärtus DPD väärtuste järel tabelis näitab konkreetse ATC rühma või toimeaine kasutuse muutust 2007. aastal võrrelduna 2006. aastaga.

In addition to general changes in drug consumption in time there have been many changes related to the updates in ATC-classification and alterations in DDD assignment. The detailed information about the changes in ATC-classification and all about DDD values are available on the following website <http://www.whooc.no/atcddd/>.

The English version of ATC classification is used in order to facilitate comparisons with other countries. The values of the Defined Daily Doses are represented in the parenthesis. If there were more than 3 different DDD-s, instead of the real values the “different DDDs” is written.

When the DDD/1000 inhabitants/day value was less than 0,01, it is stated as <0,01. When certain substances were not consumed in Estonia during a year the cell is empty.

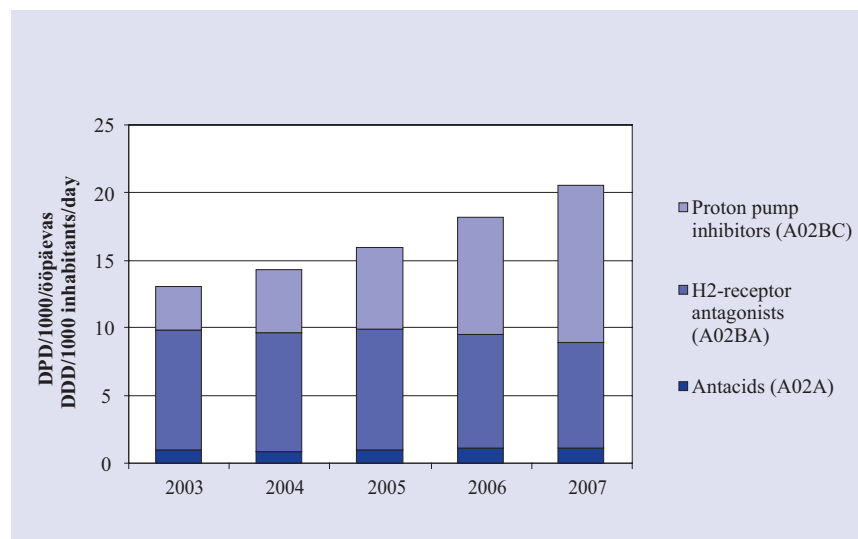
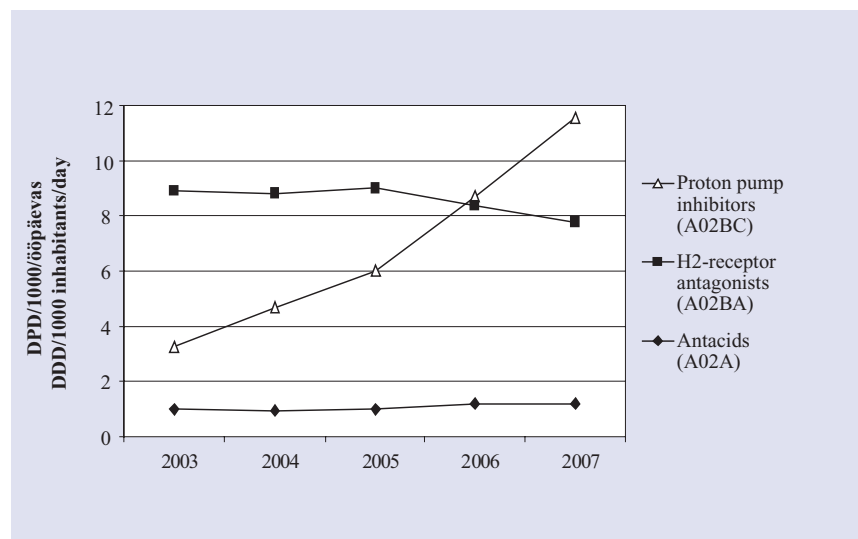
Percentage following the DDD values indicates the change in ATC group or active substance consumption in 2007 compared to 2006.

Tabel 8. Ühikute ja manustamisviiside esitamisel kasutatud lühendid.
Table 8. Abbreviations used in representing units and route of administration.

Ühikud Units	Manustamisviis Route of administration
g – gramm; gram	Inhal – inhalatsioon; inhalation
mg – milligramm; milligram	N – nasaalne; nasal
mcg – mikrogramm; microgram	O – suukaudne; oral
ml – milliliiter; milliliter	P – parenteraalne; parenteral
U – ühik; unit	R – rektaalne; rectal
TU – tuhat ühikut; thousand units	SL – keelealune; sublingual
MU – miljon ühikut; million units	TD – transdermaalne; transdermal
	V – vaginaalne; vaginal

ATC code	ATC group	DDD/1000 inhabitants/day		
		2006	2007	%
A	ALIMENTARY TRACT AND METABOLISM			
A01	STOMATOLOGICAL PREPARATIONS	1,75	1,52	-13,11
A02	DRUGS FOR ACID RELATED DISORDERS	18,24	20,54	+12,60
A02A	ANTACIDS	1,16	1,18	+1,57
A02AC	Calcium compounds	0,66	0,69	+4,08
A02AD	Combinations and complexes of aluminium, calcium and magnesium compounds	0,49	0,49	-1,50
A02B	DRUGS FOR PEPTIC ULCER AND GASTRO-OESOPHAGEAL REFLUX DISEASE (GORD)	17,08	19,36	+13,34
A02BA	H2-receptor antagonists	8,38	7,78	-7,19
	Cimetidine (DDD 0,8 g)	0,34	0,15	-57,25
	Ranitidine (DDD 0,3 g)	7,58	7,24	-4,48
	Famotidine (DDD 40 mg)	0,46	0,39	-14,79
A02BC	Proton pump inhibitors	8,68	11,57	+33,34
	Omeprazole (DDD 20 mg)	7,59	10,29	+35,51
	Pantoprazole (DDD 40 mg)	0,08	0,02	-73,57
	Esomeprazole (DDD 30 mg)	1,01	1,26	+25,44
A03	DRUGS FOR FUNCTIONAL GASTROINTESTINAL DISORDERS	5,60	5,80	+3,56
A03A	DRUGS FOR FUNCTIONAL BOWEL DISORDERS	4,51	4,72	+4,77
A03AA	Synthetic anticholinergics, esters with tertiary amino group	0,09	0,32	+251,96
	Mebeverine (DDD 0,3 g)	0,09	0,32	+251,96
A03AD	Papaverine and derivatives	3,89	3,76	-3,57
	Drotaverine (DDD 0,1 g)	3,89	3,75	-3,57
A03B	BELLADONNA AND DERIVATIVES, PLAIN	0,11	0,12	+8,70
A03BA	Belladonna alkaloids, tertiary amines	0,09	0,10	+13,42
	Atropine (DDD 1,5 mg)	0,09	0,10	+13,42
A03F	PROPULSIVES	0,98	0,96	-2,59
A03FA	Propulsives	0,98	0,96	-2,59
	Metoclopramide (DDD 30 mg)	0,94	0,94	+0,19
A04	ANTIEMETICS AND ANTINAUSEANTS	0,07	0,09	+33,94
A04A	ANTIEMETICS AND ANTINAUSEANTS	0,07	0,09	+33,94
A04AA	Serotonin (5-HT ₃) antagonists	0,07	0,09	+31,42
	Granisetron (DDD 2 mg/O; 3 mg/P)	0,06	0,06	-0,33

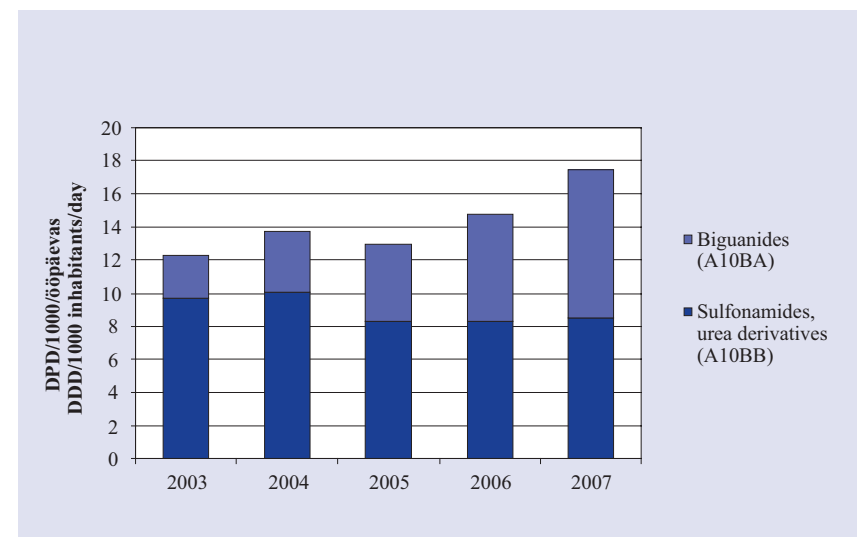
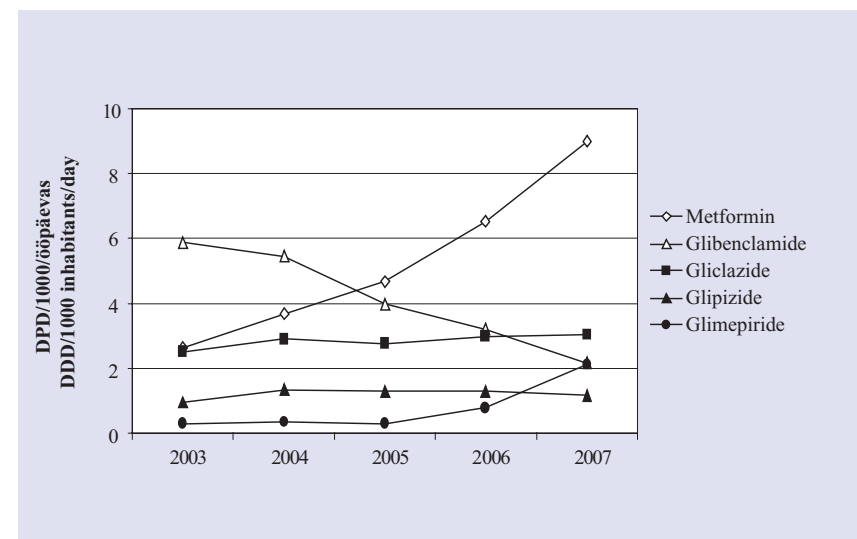
Haavandtõve ravimite (A02) kasutamine 2003-2007.
Consumption of drugs for acid related disorders (A02) 2003-2007.



ATC code	ATC group	DDD/1000 inhabitants/day		
		2006	2007	%
A05	BILE AND LIVER THERAPY	3,07	3,36	+9,56
A05A	BILE THERAPY	0,22	0,27	+20,53
A05AA	Bile acid preparations	0,22	0,27	+20,53
	Ursodeoxycholic acid (DDD 0,75 g)	0,22	0,27	+20,53
A05B	LIVER THERAPY, LIPOTROPICS	2,84	3,09	+8,70
A05BA	Liver therapy	2,84	3,09	+8,70
A06	LAXATIVES	11,34	11,33	-0,02
A06AA	Softeners, emollients	0,04	0,04	+9,83
	Paraffin, liquid (DDD 15 g)	0,04	0,04	+9,83
A06AB	Contact laxatives	6,51	6,37	-2,23
	Bisacodyl (DDD 10 mg)	3,88	3,98	+2,71
	Castor oil (DDD 20 g)	0,05	0,06	+31,28
	Sodium picosulfate (DDD 5 mg)	2,01	2,12	+5,57
A06AD	Osmotically acting laxatives	4,51	4,62	+2,30
	Lactulose (DDD 6,7 g)	4,44	4,54	+2,26
	Macrogol (DDD 10 g)	0,07	0,08	+4,83
A07	ANTIDIARRHEALS, INTESTINAL ANTIINFLAMMATORY/ANTIINFECTIVE AGENTS	2,55	2,83	+11,14
A07B	INTESTINAL ADSORBENTS	0,41	0,46	+14,00
A07BC	Other intestinal adsorbents	0,41	0,46	+14,00
	Diosmectidum (DDD 9 g)	0,41	0,46	+14,00
A07D	ANTIPROPULSIVES	0,69	0,76	+9,08
A07DA	Antipropulsives	0,69	0,76	+9,08
	Loperamide (DDD 10 mg)	0,69	0,76	+9,08
A07E	INTESTINAL ANTIINFLAMMATORY AGENTS	1,22	1,34	+9,28
A07EC	Aminosalicilic acid and similar agents	1,22	1,33	+9,13
	Sulfasalazine (DDD 2 g)	0,88	0,92	+4,45
	Mesalazine (DDD 1,5 g)	0,34	0,41	+21,43
A07F	ANTIDIARRHEAL MICROORGANISMS	0,23	0,28	+22,38
A07FA	Antidiarrheal microorganisms	0,23	0,28	+22,38
	Saccharomyces boulardii (DDD 1 g)	0,23	0,28	+22,38

ATC code	ATC group	DDD/1000 inhabitants/day		
		2006	2007	%
A08	ANTI-OBESITY PREPARATIONS, EXCL. DIET PRODUCTS	0,50	1,29	+157,38
A08A	ANTI-OBESITY PREPARATIONS, EXCL. DIET PRODUCTS	0,50	1,29	+157,38
A08AA	Centrally acting antiobesity products	0,41	1,21	+197,01
	Sibutramine (DDD 10 mg)	0,41	1,21	+197,01
A08AB	Peripherally acting antiobesity products	0,09	0,07	-19,91
	Orlistat (DDD 0,36 g)	0,09	0,07	-19,91
A09	DIGESTIVES, INCL. ENZYMES	1,24	1,31	+5,51
A09AA	Enzyme preparations	1,24	1,31	+5,63
A10	DRUGS USED IN DIABETES	24,86	29,03	+16,80
A10A	INSULINS AND ANALOGUES	10,00	11,49	+14,94
A10AB	Insulins and analogues for injection, fast-acting	5,08	5,63	+10,86
A10AC	Insulins and analogues for injection, intermediate-acting	1,97	1,47	-25,45
A10AD	Insulins and analogues for injection, intermediate-acting combined with fast-acting	1,18	1,29	+8,64
A10AE	Insulins and analogues for injection, long-acting	1,77	3,11	+75,92
A10B	BLOOD GLUCOSE LOWERING DRUGS, EXCL. INSULINS	14,86	17,54	+18,05
A10BA	Biguanides	6,55	9,00	+37,47
	Metformin (DDD 2 g)	6,55	9,00	+37,47
A10BB	Sulfonamides, urea derivatives	8,25	8,45	+2,41
	Glibenclamide (DDD 10 mg)	3,20	2,15	-32,80
	Glipizide (DDD 10 mg)	1,30	1,17	-10,18
	Gliclazide (DDD 0,16 g)	2,98	3,02	+1,58
	Glimepiride (DDD 2 mg)	0,78	2,11	+171,52
A10BG	Thiazolidinediones	0,03	0,04	+21,05
A11	VITAMINS	26,43	22,42	-15,17
A11A	MULTIVITAMINS, COMBINATIONS	1,38	2,78	+101,60
A11C	VITAMIN A AND D, INCL. COMBINATIONS OF THE TWO	9,00	12,10	+34,49
A11CB	Vitamin A and D in combination	0,65	0,22	-66,21
A11CC	Vitamin D and analogues	7,65	11,10	+45,12

Vere glükoosisisaldust vähendavate ainete (A10BA, A10BB) kasutamine 2003-2007.
Consumption of oral blood glucose lowering drugs (A10BA, A10BB) 2003-2007.



ATC code	ATC group	DDD/1000 inhabitants/day		
		2006	2007	%
A11D	VITAMIN B1, PLAIN AND IN COMBINATION WITH VITAMIN B6 AND B12	0,51	0,55	+7,22
A11DA	Vitamin B1, plain	0,51	0,51	-0,03
A11E	VITAMIN B-COMPLEX, INCL. COMBINATIONS	0,84	0,69	-17,66
A11G	ASCORBIC ACID (VIT C), INCL. COMBINATIONS	7,67	6,94	-9,52
A11GA	Ascorbic acid (vit C), plain	7,67	6,94	-9,52
A11H	OTHER PLAIN VITAMIN PREPARATIONS	0,99	0,94	-5,62
A11HA	Other plain vitamin preparations	0,99	0,94	-5,62
	Tocopherol (DDD 0,2 g)	0,99	0,94	-5,62
A11J	OTHER VITAMIN PRODUCTS, COMBINATIONS	1,94	2,42	+25,09
A12	MINERAL SUPPLEMENTS	4,36	4,64	+6,46
A12A	CALCIUM	0,49	0,39	-21,82
A12C	OTHER MINERAL SUPPLEMENTS	4,14	3,97	-4,19
A16	OTHER ALIMENTARY TRACT AND METABOLISM PRODUCTS	0,29	0,36	+21,68
A16AX	Various alimentary tract and metabolism products	0,29	0,35	+21,43
	Thioctic acid (DDD 0,2 g)	0,28	0,34	+21,29
ATC code	ATC group	DDD/1000 inhabitants/day		
		2006	2007	%
B	BLOOD AND BLOOD FORMING ORGANS			
B01	ANTITHROMBOTIC AGENTS	57,21	48,72	-14,83
B01AA	Vitamin K antagonists	3,18	3,45	+8,54
	Warfarin (DDD 7,5 mg)	3,18	3,45	+8,54
B01AB	Heparin group	0,98	1,19	+21,45
	Heparin sodium (DDD 10000 U)	0,12	0,12	-1,56
	Dalteparin sodium(DDD 2500 U)	0,04	0,02	-47,74
	Enoxaparin sodium (DDD 2000 U)	0,47	0,61	+30,29
	Nadroparin calcium (DDD 2850 U)	0,34	0,43	+26,40
B01AC	Platelet aggregation inhibitors excl. heparin	53,05	44,07	-16,91
	Clopidogrel (DDD 75 mg)	0,42	0,62	+47,59
	Acetylsalicylic acid (DDD 1 tablet)	9,32	10,15	+8,87
	Acetylsalicylic acid+Magnesium hydroxide (DDD 1 tablet)	43,30	33,31	-23,09

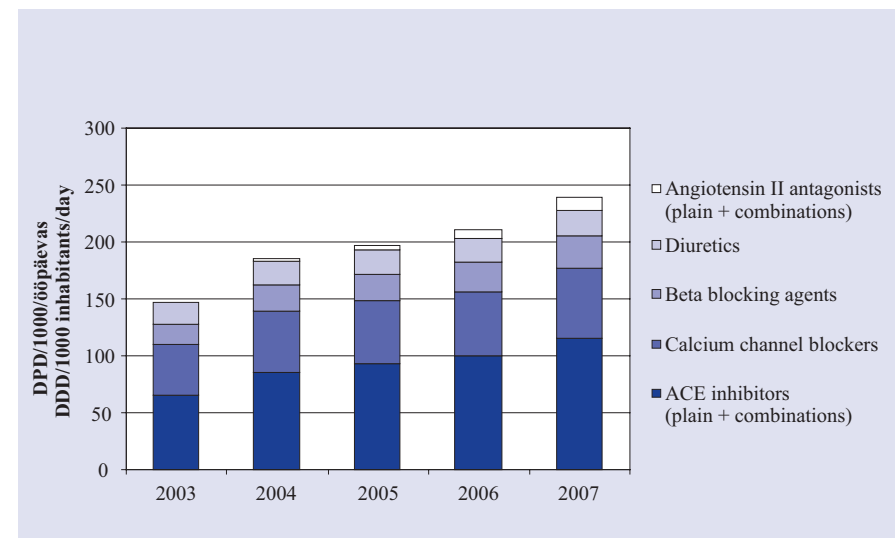
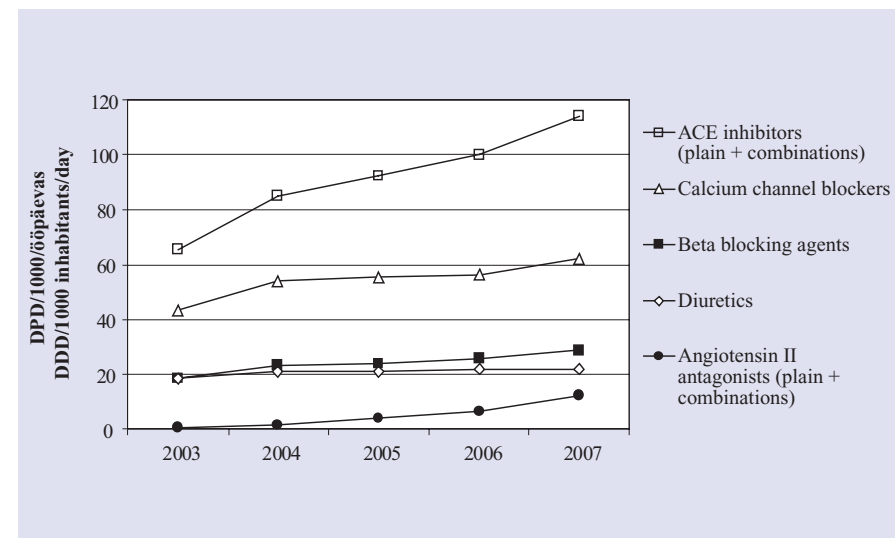
ATC code	ATC group	DDD/1000 inhabitants/day		
		2006	2007	%
B02	ANTIHEMORRHAGICS	0,25	0,34	+36,31
B02A	ANTIFIBRINOLYTICS	0,05	0,06	+26,87
B02AA	Amino acids	0,04	0,05	+32,42
B02B	VITAMIN K AND OTHER HEMOSTATICS	0,20	0,28	+38,47
B02BA	Vitamin K	0,12	0,20	+68,45
	Menadione (DDD 10 mg/O; 2 mg/P)	0,12	0,20	+69,74
B03	ANTIANEMIC PREPARATIONS	7,35	8,00	+8,92
B03A	IRON PREPARATIONS	3,73	2,48	-33,46
B03AA	Iron bivalent, oral preparations	2,83	1,44	-49,02
	Ferrous sulphate (DDD 0,2 g)	1,00	1,44	+44,87
B03AB	Iron trivalent, oral preparations	0,88	1,02	+15,24
	Iron (III) hydroxide sucrose complex (DDD 0,11 g)	0,88	1,02	+15,24
B03B	VITAMIN B12 AND FOLIC ACID	3,56	5,42	+52,40
B03BA	Vitamin B12 (cyanocobalamin and analogues)	3,49	5,11	+46,47
	Cyanocobalamin (DDD 1 mg/O; 20 mcg/P)	3,48	5,10	+46,52
B03BB	Folic acid and derivatives	0,07	0,31	+353,86
	Folic acid (DDD 0,4 mg/O; 10 mg/P)	0,07	0,31	+353,86
B03X	OTHER ANTIANEMIC PREPARATIONS	0,30	0,32	+7,34
B03XA	Other antianemic preparations	0,30	0,32	+7,34
	Erythropoietin (DDD 1000 IU)	0,05	0,08	+77,01
	Epoetin beta (DDD 1000 IU)	0,24	0,22	-7,50
ATC code	ATC group	DDD/1000 inhabitants/day		
		2006	2007	%
C	CARDIOVASCULAR SYSTEM			
C01	CARDIAC THERAPY	35,73	36,71	+2,74
C01A	CARDIAC GLYCOSIDES	10,30	8,59	-16,58
C01AA	Digitalis glycosides	10,28	8,58	-16,50
	Digoxin (DDD 0,25 mg)	10,28	8,58	-16,52
C01B	ANTIARRHYTHMICS, CLASS I AND III	3,66	4,17	+13,73
C01BB	Antiarrhythmics, class IB	0,33	0,39	+19,09
	Aethacizin (DDD 0,2 g)	0,32	0,39	+19,73
C01BC	Antiarrhythmics, class IC	0,85	1,10	+28,53
	Propafenone (DDD 0,3 g)	0,83	1,07	+28,95
C01BD	Antiarrhythmics, class III	2,48	2,68	+7,95
	Amiodarone (DDD 0,2 g)	2,48	2,68	+7,94

ATC code	ATC group	DDD/1000 inhabitants/day		
		2006	2007	%
C01C	CARDIAC STIMULANTS EXCL. CARDIAC GLYCOSIDES	0,97	0,86	-10,74
C01CA	Adrenergic and dopaminergic agents	0,97	0,86	-10,74
	Norepinephrine (DDD 6 mg)	0,04	0,09	+116,50
	Phenylephrine (DDD 4 mg)	0,16	0,17	+11,65
	Epinephrine (DDD 4 mg)	0,74	0,58	-22,08
C01D	VASODILATORS USED IN CARDIAC DISEASES	16,46	16,46	-0,02
C01DA	Organic nitrates	16,44	16,44	+0,01
	Glyceryl trinitrate (DDD 5 mg/O; 2,5 mg/SL)	0,89	0,77	-13,12
	Isosorbide dinitrate (DDD 0,06 g/O; 0,02 g/SL)	1,38	1,24	-9,88
	Isosorbide mononitrate (DDD 40 mg)	14,17	14,42	+1,79
C01E	OTHER CARDIAC PREPARATIONS	4,34	6,63	+52,82
C01EB	Other cardiac preparations	4,34	6,63	+52,83
	Trimetazidine (DDD 40 mg)	4,33	6,60	+52,38
C02	ANTIHYPERTENSIVES	2,19	2,85	+30,28
C02A	ANTIADRENERGIC AGENTS, CENTRALLY ACTING	0,92	1,34	+44,63
C02AC	Imidazoline receptor agonists	0,92	1,34	+44,62
	Clonidine (DDD 0,45 mg)	0,13	0,14	+3,36
	Moxonidine (DDD 0,3 mg)	0,79	1,20	+51,41
C02C	ANTIADRENERGIC AGENTS, PERIPHERALLY ACTING	1,25	1,50	+20,33
C02CA	Alpha-adrenoreceptor antagonists	1,25	1,50	+20,33
	Doxazosin (DDD 4 mg)	1,25	1,50	+20,31
C03	DIURETICS	21,75	22,06	+1,42
C03A	LOW-CEILING DIURETICS, THIAZIDES	8,41	8,29	-1,46
C03AA	Thiazides, plain	8,41	8,29	-1,46
	Hydrochlorothiazide (DDD 25 mg)	8,41	8,29	-1,46
C03B	LOW-CEILING DIURETICS, EXCL. THIAZIDES	1,18	1,34	+13,17
C03BA	Sulfonamides, plain	1,18	1,34	+13,17
	Indapamide (DDD 2,5 mg)	1,18	1,34	+13,15
C03C	HIGH-CEILING DIURETICS	8,80	9,15	+4,01
C03CA	Sulfonamides, plain	8,80	9,15	+4,01
	Furosemide (DDD 40 mg)	6,40	6,12	-4,43
	Torsemide (DDD 15 mg)	2,40	3,04	+26,49

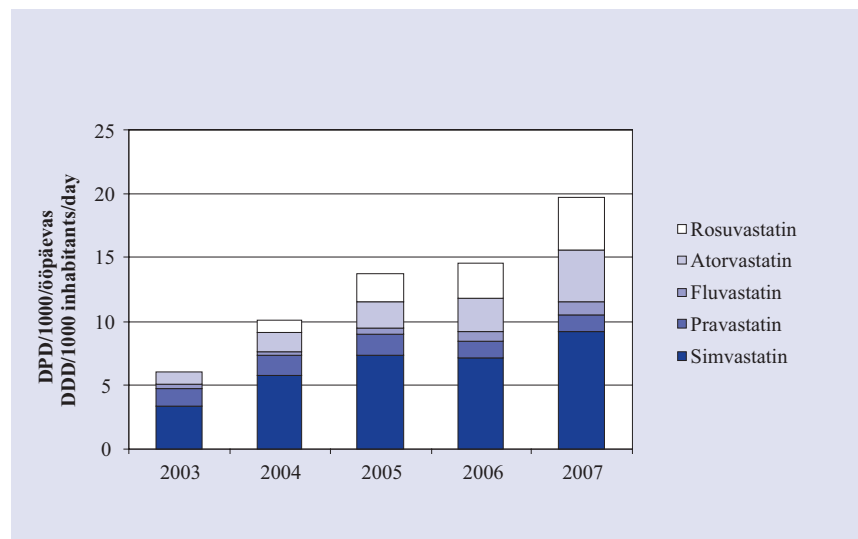
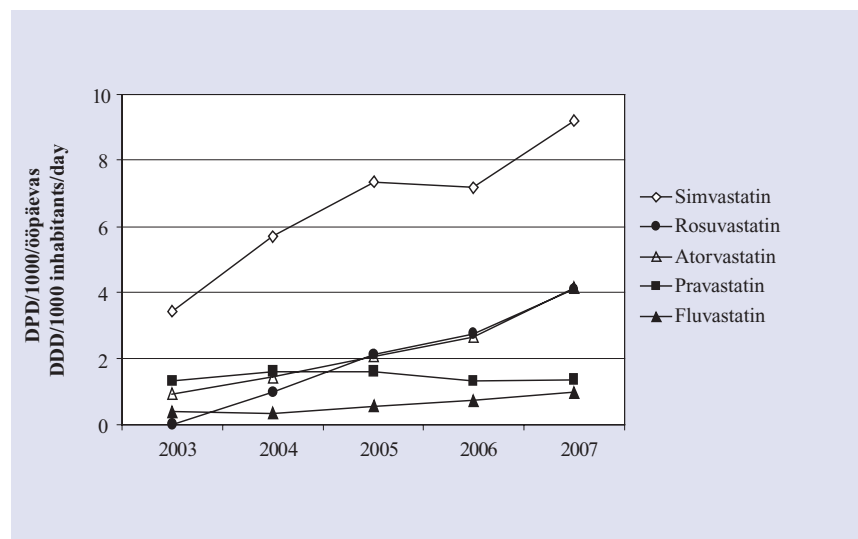
ATC code	ATC group	DDD/1000 inhabitants/day		
		2006	2007	%
C03D	POTASSIUM-SPARING AGENTS	3,11	3,06	-1,48
C03DA	Aldosterone antagonists	3,11	3,06	-1,48
	Spironolactone (DDD 75 mg)	3,11	3,06	-1,48
C03E	DIURETICS AND POTASSIUM-SPARING AGENTS	0,24	0,21	-12,60
C03EA	Low-ceiling diuretics and potassium-sparing agents	0,24	0,21	-12,60
C04	PERIPHERAL VASODILATORS	2,26	2,39	+5,69
C04A	PERIPHERAL VASODILATORS	2,26	2,39	+5,69
C04AD	Purine derivatives	2,13	2,24	+5,15
	Pentoxifylline (DDD 1 g/O; 0,3 g/P)	2,12	2,23	+5,45
C04AX	Other peripheral vasodilators	0,13	0,15	+14,30
	Naftidrofuryl (DDD 0,6 g)	0,13	0,15	+14,30
C05	VASOPROTECTIVES	1,90	1,91	+0,92
C05A	AGENTS FOR TREATMENT OF HEMORRHOIDS AND ANAL FISSURES FOR TOPICAL USE	0,55	0,54	-1,35
C05AA	Corticosteroids	0,20	0,19	-2,77
C05AX	Other agents for treatment of hemorrhoids and anal fissures for topical use	0,35	0,35	-0,52
C05C	CAPILLARY STABILIZING AGENTS	1,35	1,38	+1,84
C05CA	Bioflavonoids	1,35	1,38	+1,84
C07	BETA BLOCKING AGENTS	25,80	28,92	+12,08
C07A	BETA BLOCKING AGENTS	25,78	28,83	+11,84
C07AA	Beta blocking agents, non-selective	2,16	2,28	+5,43
	Propranolol (DDD 0,16 g)	0,42	0,41	-2,89
	Sotalol (DDD 0,16 g)	1,74	1,87	+7,45
C07AB	Beta blocking agents, selective	23,25	26,10	+12,23
	Metoprolol (DDD 0,15 g)	18,49	20,97	+13,38
	Atenolol (DDD 75 mg)	2,77	2,54	-8,04
	Nebivolol (DDD 5 mg)	1,98	2,49	+26,04
C07AG	Alpha and beta blocking agents	0,37	0,46	+24,39
	Carvedilol (DDD 37,5 mg)	0,33	0,42	+24,93

ATC code	ATC group	DDD/1000 inhabitants/day		
		2006	2007	%
C08	CALCIUM CHANNEL BLOCKERS	56,18	62,10	+10,54
C08C	SELECTIVE CALCIUM CHANNEL BLOCKERS WITH MAINLY VASCULAR EFFECTS	54,31	59,94	+10,36
C08CA	Dihydropyridine derivatives	54,31	59,94	+10,36
	Amlodipine (DDD 5 mg)	28,66	33,68	+17,52
	Felodipine (DDD 5 mg)	8,70	8,76	+0,69
	Nifedipine (DDD 30 mg)	5,56	5,11	-8,04
	Nitrendipine (DDD 20 mg)	4,85	5,33	+9,92
	Lacidipine (DDD 4 mg)	6,45	6,93	+7,38
	Lercanidipine (DDD 10 mg)	0,10	0,13	+34,61
C08D	SELECTIVE CALCIUM CHANNEL BLOCKERS WITH DIRECT CARDIAC EFFECTS	1,87	2,16	+15,78
C08DA	Phenylalkylamine derivatives	1,75	2,05	+16,92
	Verapamil (DDD 0,24 g)	1,75	2,05	+16,92
C08DB	Benzothiazepine derivatives	0,12	0,11	-1,38
	Diltiazem (DDD 0,24 g)	0,12	0,11	-1,38
C09	AGENTS ACTING ON THE RENIN-ANGIOTENSIN SYSTEM	106,44	126,37	+18,73
C09A	ACE INHIBITORS, PLAIN	79,11	90,15	+13,96
C09AA	ACE inhibitors, plain	79,11	90,15	+13,96
	Captopril (DDD 50 mg)	0,73	0,55	-24,58
	Enalapril (DDD 10 mg)	20,92	22,40	+7,03
	Lisinopril (DDD 10 mg)	0,25	0,24	-5,35
	Perindopril (DDD 4 mg)	0,29	0,57	+96,41
	Ramipril (DDD 2,5 mg)	41,67	49,78	+19,46
	Quinapril (DDD 15 mg)	0,14	0,14	+0,21
	Fosinopril (DDD 15 mg)	15,06	16,43	+9,10
C09B	ACE INHIBITORS, COMBINATIONS	20,82	24,17	+16,13
C09BA	ACE inhibitors and diuretics	20,77	24,02	+15,63
	Enalapril+Hydrochlorothiazide (DDD 1 tablet)	15,91	17,89	+12,47
	Perindopril+Indapamide (DDD 1 tablet)	0,61	1,01	+65,27
	Ramipril+Hydrochlorothiazide (DDD 1 tablet)	2,68	3,48	+29,89
	Fosinopril+Hydrochlorothiazide (DDD 1 tablet)	1,20	1,27	+5,74
C09BB	ACE inhibitors and calcium channel blockers	0,04	0,16	+252,61
	Trandolapril+Verapamil (DDD 1 tablet)	0,04	0,16	+252,61
C09C	ANGIOTENSIN II ANTAGONISTS, PLAIN	5,02	8,73	+73,71
C09CA	Angiotensin II antagonists, plain	5,02	8,73	+73,71
	Losartan (DDD 50 mg)	0,14	0,95	+566,81
	Valsartan (DDD 80 mg)	0,16	0,21	+29,99
	Candesartan (DDD 8 mg)	3,28	5,54	+68,70
	Telmisartan (DDD 40 mg)	0,77	0,86	+11,93
	Olmesartan medoxomil (DDD 20 mg)	0,52	1,04	+98,26

Kardiovaskulaarravimite (C03, C07, C08, C09) kasutamine 2003-2007.
Consumption of cardiovascular drugs (C03, C07, C08, C09) 2003-2007.



Statiinide (C10AA) kasutamine 2003-2007.
Consumption of statins (C10AA) 2003-2007.



ATC code	ATC group	DDD/1000 inhabitants/day		
		2006	2007	%
C09D	ANGIOTENSIN II ANTAGONISTS, COMBINATIONS	1,49	3,32	+123,15
C09DA	Angiotensin II antagonists and diuretics	1,49	3,32	+123,15
	Losartan+Hydrochlorothiazide (DDD 1 tablet)	0,13	0,97	+655,12
	Candesartan+Hydrochlorothiazide (DDD 1 tablet)	0,92	1,53	+66,34
	Telmisartan+Hydrochlorothiazide (DDD 1 tablet)	0,33	0,43	+31,42
	Olmesartan medoxomil+Hydrochlorothiazide (DDD 1 tablet)	<0,01	0,25	+7569,70
C10	LIPID MODIFYING AGENTS	14,76	19,92	+35,01
C10A	LIPID MODIFYING AGENTS, PLAIN	14,76	19,92	+35,01
C10AA	HMG CoA reductase inhibitors	14,58	19,72	+35,29
	Simvastatin (DDD 15 mg)	7,17	9,19	+28,25
	Pravastatin (DDD 20 mg)	1,30	1,36	+4,58
	Fluvastatin (DDD 40 mg)	0,71	0,97	+35,96
	Atorvastatin (DDD 10 mg)	2,64	4,12	+56,07
	Rosuvastatin (DDD 10 mg)	2,76	4,08	+47,98
C10AB	Fibrates	0,08	0,08	-8,21
C10AX	Other lipid modifying agents	0,10	0,13	+29,06
ATC code	ATC group	DDD/1000 inhabitants/day		
		2006	2007	%
D	DERMATOLOGICALS			
D01	ANTIFUNGALS FOR DERMATOLOGICAL USE	1,15	1,17	+2,28
D01B	ANTIFUNGALS FOR SYSTEMIC USE	1,15	1,17	+2,28
D01BA	Antifungals for systemic use	1,15	1,17	+2,28
	Terbinafine (DDD 0,25 g)	1,15	1,17	+2,27
D10	ANTI-ACNE PREPARATIONS	0,45	0,55	+20,27
D10B	ANTI-ACNE PREPARATIONS FOR SYSTEMIC USE	0,45	0,55	+20,27
D10BA	Retinoids for treatment of acne	0,45	0,55	+20,27
	Isotretinoin (DDD 30 mg)	0,45	0,55	+20,27

ATC code	ATC group	DDD/1000 inhabitants/day		
		2006	2007	%
G	GENITO URINARY SYSTEM AND SEX HORMONES			
G01	GYNECOLOGICAL ANTIINFECTIVES AND ANTISEPTICS	2,32	1,80	-22,51
G01A	ANTIINFECTIVES AND ANTISEPTICS, EXCL. COMB. WITH CORTICOSTEROIDS	2,32	1,80	-22,51
G01AA	Antibiotics	0,11	0,13	+11,48
	Clindamycin (DDD 0,1 g)	0,11	0,13	+11,48
G01AF	Imidazole derivatives	2,13	1,59	-25,43
	Metronidazole (DDD 0,5 g)	0,18	0,20	+9,72
	Clotrimazole (DDD 0,1 g)	1,82	1,25	-31,24
	Econazole (DDD 0,1 g)	0,13	0,14	+8,89
G02	OTHER GYNECOLOGICALS	3,23	3,18	-1,49
G02A	OXYTOCICS	0,03	0,03	+10,31
G02B	CONTRACEPTIVES FOR TOPICAL USE	1,63	1,59	-2,44
G02BA	Intrauterine contraceptives	0,02	0,02	+20,59
G02BB	Intravaginal contraceptives	1,61	1,56	-2,73
G02C	OTHER GYNECOLOGICALS	1,58	1,57	-0,70
G02CB	Prolactine inhibitors	0,23	0,23	-2,16
	Bromocriptine (DDD 5 mg)	0,23	0,22	-2,47
G03	SEX HORMONES AND MODULATORS OF THE GENITAL SYSTEM	150,85	153,44	+1,72
G03A	HORMONAL CONTRACEPTIVES FOR SYSTEMIC USE	136,89	140,40	+2,57
G03B	ANDROGENS	0,11	0,12	+9,93
G03C	ESTROGENS	5,51	4,98	-9,64
G03CA	Natural and semisynthetic estrogens, plain	5,40	4,86	-9,88
	Estradiol (different DDDs)	4,94	4,36	-11,88
G03CX	Other estrogens	0,11	0,11	+2,38
	Tibolone(DDD 2,5 mg)	0,11	0,11	+2,38
G03D	PROGESTOGENS	1,89	1,94	+2,51
G03DA	Pregnen (4) derivatives	0,93	0,99	+6,67
	Medroxyprogesterone (DDD 5 mg/O; 7 mg/P)	0,57	0,65	+13,37
	Progesterone (DDD 0,3 g/O; 5 mg/P; 90 mg/V)	0,28	0,29	+3,32
G03DB	Pregnadien derivatives	0,78	0,89	+14,50
	Dydrogesterone (DDD 10 mg)	0,78	0,89	+14,50

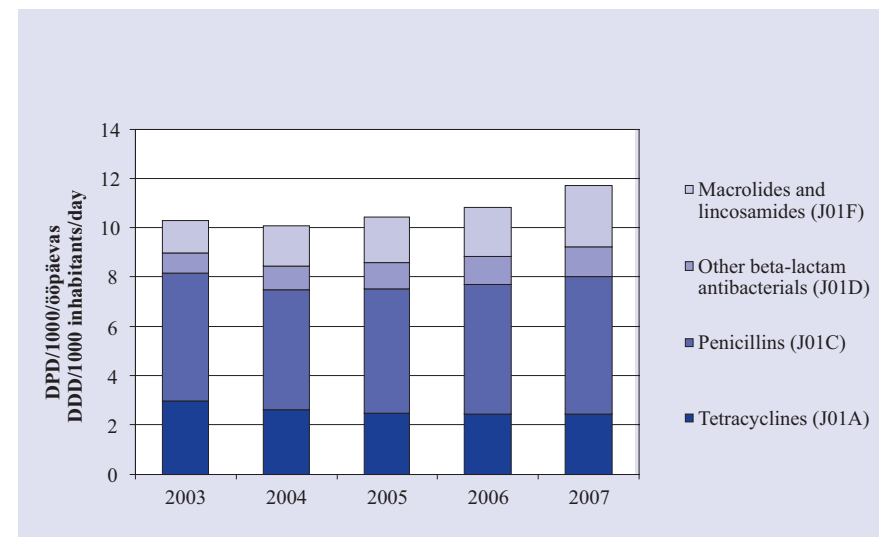
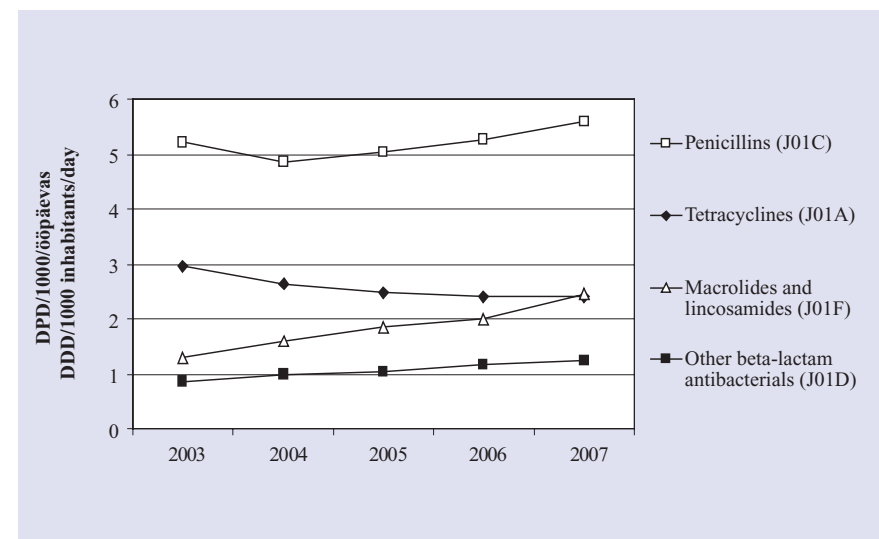
ATC code	ATC group	DDD/1000 inhabitants/day		
		2006	2007	%
G03F	PROGESTOGENS AND ESTROGENS IN COMBINATION	2,95	2,91	-1,59
G03FA	Progestogens and estrogens, fixed combinations	2,21	2,15	-2,81
G03FB	Progestogens and estrogens, sequential preparations	0,74	0,76	+2,03
G03G	GONADOTROPINS AND OTHER OVULATION STIMULANTS	0,45	0,49	+7,89
G03GA	Gonadotropins	0,20	0,23	+16,62
G03GB	Ovulation stimulants, synthetic	0,26	0,26	+1,17
G03H	ANTIANDROGENS	3,05	2,62	-14,20
G03HA	Antiandrogens, plain preparations	1,03	1,11	+7,88
	Cyproterone (DDD 0,1 g)	1,03	1,11	+7,88
G03HB	Antiandrogens and estrogens	2,02	1,50	-25,49
G04	UROLOGICALS	5,53	6,31	+14,14
G04B	OTHER UROLOGICALS, INCL. ANTISPASMODICS	0,97	1,00	+3,49
G04BD	Urinary antispasmodics	0,52	0,57	+10,83
G04BE	Drugs used in erectile dysfunction	0,39	0,43	+9,72
	Sildenafil (DDD 50 mg)	0,21	0,22	+4,73
	Tadalafil (DDD 10 mg)	0,11	0,14	+29,70
G04C	DRUGS USED IN BENIGN PROSTATIC HYPERTROPHY	4,56	5,31	+16,40
G04CA	Alpha-adrenoreceptor antagonists	1,28	2,04	+59,77
	Alfuzosin (DDD 7,5 mg)	0,79	1,11	+40,11
	Tamsulosin (DDD 0,4 mg)	0,49	0,93	+91,74
G04CB	Testosterone-5-alpha reductase inhibitors	0,23	0,44	+89,22
G04CX	Other drugs used in benign prostatic hypertrophy	3,05	2,83	-7,33

ATC code	ATC group	DDD/1000 inhabitants/day		
		2006	2007	%
H	SYSTEMIC HORMONAL PREPARATIONS, EXCL. SEX HORMONES AND INSULINS			
H01	PITUITARY, HYPOTHALAMIC HORMONES AND ANALOGUES	0,31	0,33	+4,72
H01A	ANTERIOR PITUITARY LOBE HORMONES AND ANALOGUES	0,08	0,08	-0,13
H01B	POSTERIOR PITUITARY LOBE HORMONES	0,23	0,24	+5,72
H01BA	Vasopressin and analogues	0,06	0,06	+0,64
H01BB	Oxytocin and derivatives	0,17	0,18	+7,61
H02	CORTICOSTEROIDS FOR SYSTEMIC USE	5,68	5,97	+5,22
H02AA	Mineralocorticoids	0,05	0,09	+65,20
H02AB	Glucocorticoids	5,62	5,88	+4,64
	Dexamethasone (DDD 1,5 mg)	0,79	0,92	+16,24
	Methylprednisolone (7,5 mg/O; 20 mg/P)	1,62	1,65	+1,37
	Prednisolone (DDD 10 mg)	2,56	2,66	+3,72
	Triamcinolone (DDD 7,5 mg)	0,44	0,45	+1,39
	Hydrocortisone (DDD 30 mg)	0,10	0,12	+27,43
H03	THYROID THERAPY	7,83	8,97	+14,56
H03A	THYROID PREPARATIONS	6,91	7,91	+14,42
H03AA	Thyroid hormones	6,91	7,91	+14,42
	Levothyroxine sodium (DDD 0,15 mg)	6,91	7,90	+14,39
H03B	ANTITHYROID PREPARATIONS	0,92	1,06	+15,67
H03BA	Thiouracils	0,59	0,68	+15,23
	Propylthiouracil (DDD 0,1 g)	0,59	0,68	+15,23
H03BB	Sulfur-containing imidazole derivatives	0,33	0,39	+16,43
	Thiamazole (DDD 10 mg)	0,33	0,39	+16,34

ATC code	ATC group	DDD/1000 inhabitants/day		
		2006	2007	%
J	ANTIINFECTIVES FOR SYSTEMIC USE			
J01	ANTIBACTERIALS FOR SYSTEMIC USE	14,07	14,66	+4,22
J01A	TETRACYCLINES	2,41	2,42	+0,32
J01AA	Tetracyclines	2,41	2,42	+0,32
	Doxycycline (DDD 0,1 g)	2,29	2,30	+0,60
	Tetracycline (DDD 1 g)	0,12	0,11	-5,18
J01C	BETA-LACTAM ANTIBACTERIALS, PENICILLINS	5,27	5,60	+6,23
J01CA	Penicillins with extended spectrum	3,58	3,64	+1,54
	Ampicillin (DDD 2 g)	0,16	0,12	-24,79
	Amoxicillin (DDD 1 g)	3,36	3,46	+2,96
J01CE	Beta-lactamase sensitive penicillins	0,36	0,35	-2,85
	Phenoxymethylpenicillin (DDD 2 g)	0,30	0,30	+0,73
J01CF	Beta-lactamase resistant penicillins	0,18	0,15	-15,88
J01CR	Combinations of penicillins, incl. beta-lactamase inhibitors	1,14	1,45	+27,42
	Ampicillin+Sulbactam (DDD 2 g)	0,08	0,11	+41,99
	Amoxicillin+Clavulanic acid (DDD 1 g)	0,95	1,20	+25,66
	Sultamicillin (DDD 1,5 g)	0,09	0,11	+21,40
J01D	OTHER BETA-LACTAM ANTIBACTERIALS	1,16	1,23	+6,00
J01DB	First-generation cephalosporines	0,41	0,33	-19,06
	Cefazolin (DDD 3 g)	0,07	0,07	+6,32
	Cefadroxil (DDD 2 g)	0,33	0,26	-22,03
J01DC	Second-generation cephalosporines	0,70	0,83	+19,23
	Cefuroxime (DDD 0,5 g/O; 3 g/P)	0,54	0,66	+21,44
	Cefprozil (DDD 1 g)	0,16	0,17	+11,18
J01DD	Third-generation cephalosporines	0,04	0,04	+9,14
J01DH	Carbapenems	0,02	0,02	+32,24
J01E	SULFONAMIDES AND TRIMETHOPRIM	0,78	0,69	-11,05
J01EA	Trimethoprim and derivatives	0,03	0,03	+12,20
J01EE	Combinations of sulfonamides and trimethoprim, incl. derivatives	0,75	0,66	-11,47
J01F	MACROLIDES AND LINCOSAMIDES	2,00	2,46	+23,08
J01FA	Macrolides	1,88	2,31	+22,80
	Erythromycin (DDD 1 g)	0,18	0,15	-16,70
	Clarithromycin (DDD 0,5 g/O; 1 g/P)	1,38	1,81	+30,97
	Azithromycin (DDD 0,3 g/O; 0,5 g/P)	0,28	0,32	+13,60

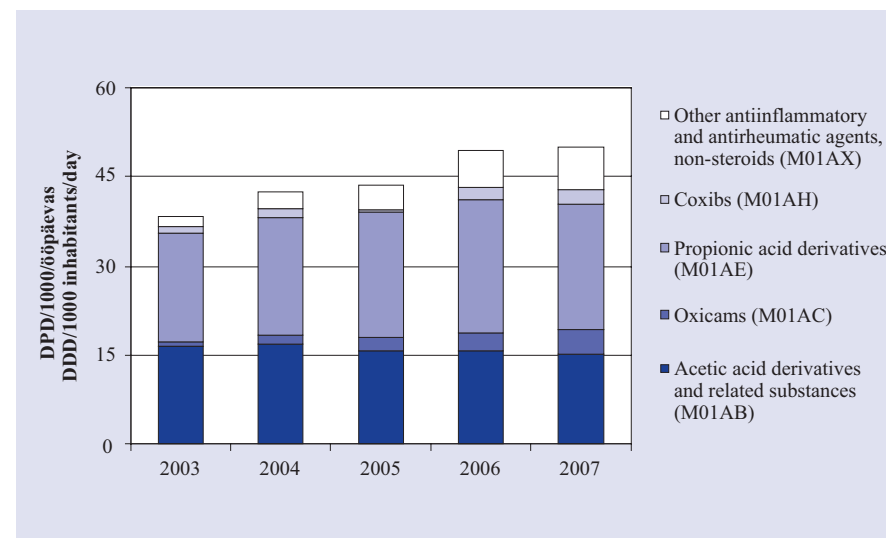
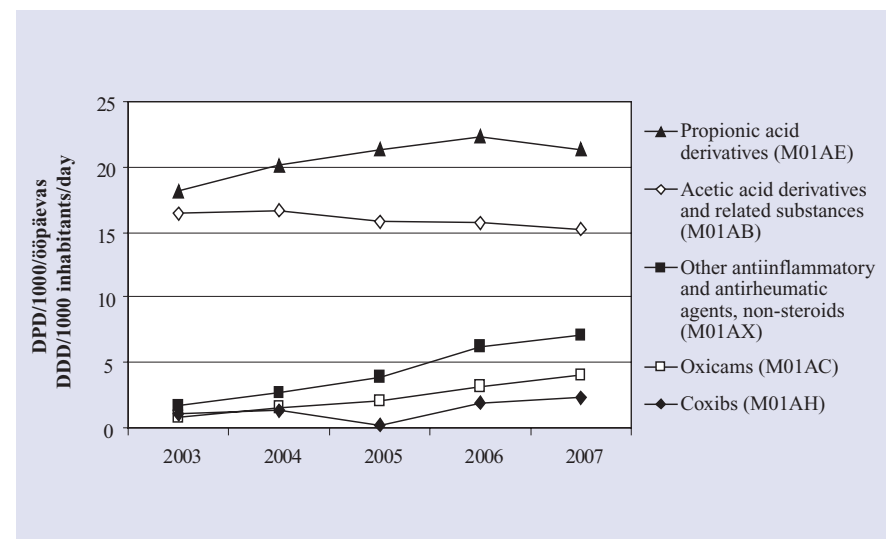
ATC code	ATC group	DDD/1000 inhabitants/day		
		2006	2007	%
J01FF	Lincosamides	0,12	0,15	+27,53
	Clindamycin (DDD 1,2 g/O; 1,8 g/P)	0,10	0,13	+28,24
J01G	AMINOGLYCOSIDE ANTIBACTERIALS	0,13	0,13	+1,96
J01GB	Other aminoglycosides	0,13	0,13	+1,02
	Gentamicin (DDD 0,24 g)	0,11	0,12	+3,57
J01M	QUINOLONE ANTIBACTERIALS	1,09	1,10	+0,31
J01MA	Fluoroquinolones	1,09	1,10	+0,31
	Ofloxacin (DDD 0,4 g)	0,19	0,14	-27,47
	Ciprofloxacin (DDD 1 g/O; 0,5 g/P)	0,58	0,60	+4,57
	Norfloxacin (DDD 0,8 g)	0,28	0,30	+7,82
J01X	OTHER ANTIBACTERIALS	1,23	1,04	-15,54
J01XD	Imidazole derivatives	0,65	0,50	-23,00
	Metronidazole (DDD 2 g)	0,56	0,45	-19,20
J01XE	Nitrofurans derivatives	0,56	0,52	-6,93
	Nitrofurantoin (DDD 0,2 g)	0,56	0,52	-6,93
J02	ANTIMYCOTICS FOR SYSTEMIC USE	0,54	0,51	-6,30
J02AB	Imidazole derivatives	0,31	0,25	-18,21
	Ketoconazole (DDD 0,2 g)	0,31	0,25	-18,21
J02AC	Triazole derivatives	0,23	0,25	+8,56
	Fluconazole (DDD 0,2 g)	0,10	0,11	+12,51
	Itraconazole (DDD 0,2 g)	0,13	0,13	+3,02
J04	ANTIMYCOBACTERIALS	0,56	0,37	-33,41
J04A	DRUGS FOR TREATMENT OF TUBERCULOSIS	0,55	0,36	-35,09
J04AK	Other drugs for treatment of tuberculosis	0,37	0,10	-72,23
	Ethambutol (DDD 1,2 g)	0,12	0,10	-13,97
J04AM	Combinations of drugs for treatment of tuberculosis	0,09	0,17	+104,47
	Rifampicin+Isoniazid (DDD 1 tablet)	0,06	0,17	+184,45
J05	ANTIVIRALS FOR SYSTEMIC USE	1,04	1,45	+39,59
J05A	DIRECT ACTING ANTIVIRALS	1,04	1,45	+39,59
J05AB	Nucleosides and nucleotides excl. reverse transcriptase inhibitors	0,08	0,11	+29,91
J05AF	Nucleoside reverse transcriptase inhibitors	0,49	0,71	+45,55
J05AG	Non-nucleoside reverse transcriptase inhibitors	0,20	0,21	+4,80

Antibakteriaalsete ainete (J01A, J01C, J01D, J01F) kasutamine 2003-2007.
Consumption of antibacterials for systemic use (J01A, J01C, J01D, J01F) 2003-2007.



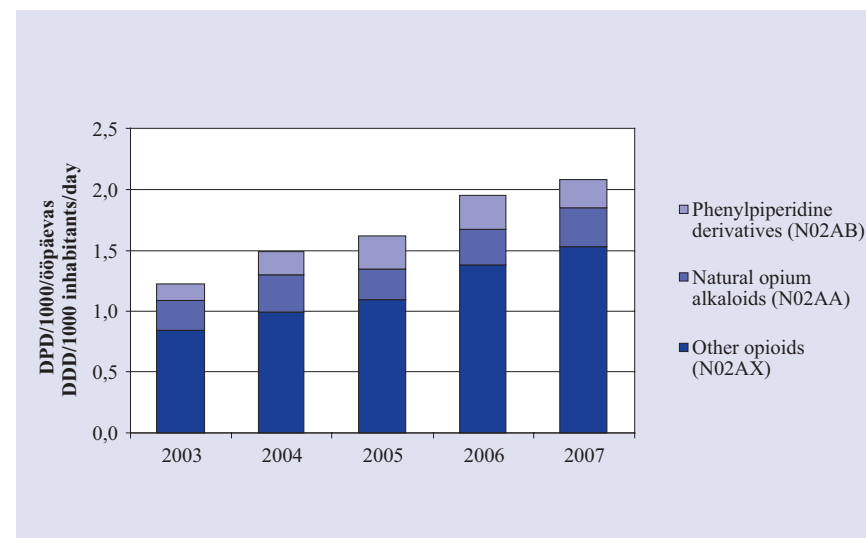
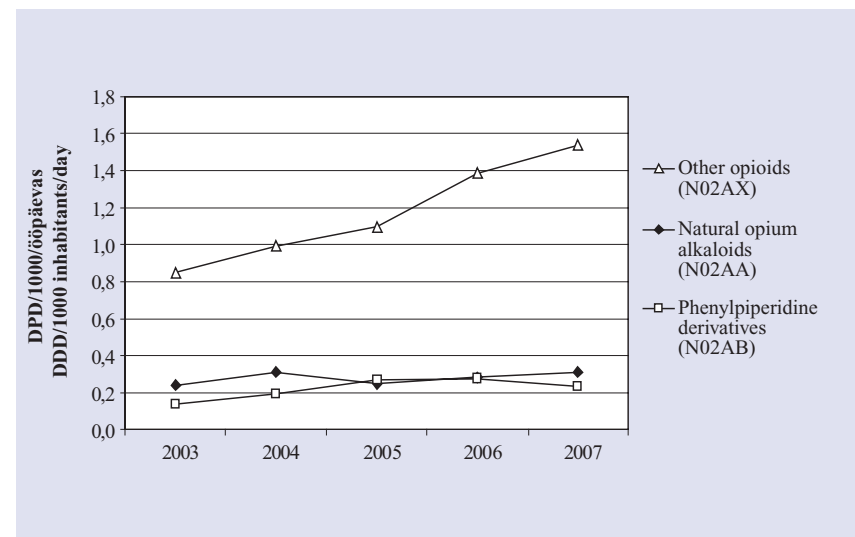
ATC code	ATC group	DDD/1000 inhabitants/day		
		2006	2007	%
L	ANTINEOPLASTIC AND IMMUNOMODULATING AGENTS			
L02	ENDOCRINE THERAPY	1,49	1,62	+8,70
L02A	HORMONES AND RELATED AGENTS	0,17	0,19	+11,34
L02B	HORMONE ANTAGONISTS AND RELATED AGENTS	1,32	1,43	+8,35
L02BA	Anti-estrogens	0,72	0,60	-17,16
	Tamoxifen (DDD 20 mg)	0,72	0,60	-17,42
L02BG	Enzyme inhibitors	0,60	0,83	+38,44
	Anastrozole (DDD 1 mg)	0,36	0,48	+32,39
	Letrozole (DDD 2,5 mg)	0,24	0,33	+39,90
L04	IMMUNOSUPPRESSIVE AGENTS	0,88	0,96	+8,98
ATC code	ATC group	DDD/1000 inhabitants/day		
		2006	2007	%
M	MUSCULO-SKELETAL SYSTEM			
M01	ANTIINFLAMMATORY AND ANTIRHEUMATIC PRODUCTS	49,46	50,05	+1,18
M01A	ANTIINFLAMMATORY AND ANTIRHEUMATIC PRODUCTS, NON-STERIODS	49,45	50,03	+1,18
M01AB	Acetic acid derivatives and related substances	15,75	15,17	-3,64
	Indometacin (DDD 0,1 g)	0,40	0,36	-10,66
	Diclofenac (DDD 0,1 g)	15,34	14,81	-3,46
M01AC	Oxicams	3,13	4,06	+29,59
	Piroxicam (DDD 20 mg)	<0,01	0,04	+855,56
	Lornoxicam (DDD 12 mg)	0,76	0,82	+8,31
	Meloxicam (DDD 15 mg)	2,28	3,10	+36,07
M01AE	Propionic acid derivatives	22,35	21,28	-4,80
	Ibuprofen (DDD 1,2 g)	21,50	20,22	-5,98
	Ketoprofen (DDD 0,15 g)	0,49	0,66	+34,35
	Dexketoprofen (DDD 75 mg)	0,35	0,39	+12,51
M01AG	Fenamates	0,04	0,03	-26,30
M01AH	Coxibs	1,91	2,33	+21,85
	Celecoxib (DDD 0,2 g)	0,20	0,17	-12,58
	Etoricoxib (DDD 60 mg)	1,71	2,15	+25,86

Mittesteroidsete põletiku- ja reumavastaste ainete (M01A) kasutamine 2003-2007.
Consumption of antiinflammatory and antirheumatic products, non-steroids (M01A) 2003-2007.



ATC code	ATC group	DDD/1000 inhabitants/day		
		2006	2007	%
M01AX	Other antiinflammatory and antirheumatic agents, non-steroids	6,27	7,16	+14,30
	Nabumetone (DDD 1 g)	0,40	0,49	+22,75
	Glucosamine (DDD 1,5 g)	5,77	6,55	+13,47
	Nimesulide (DDD 0,2 g)	0,10	0,13	+28,85
M03	MUSCLE RELAXANTS	0,51	0,59	+13,96
M03B	MUSCLE RELAXANTS, CENTRALLY ACTING AGENTS	0,51	0,59	+13,94
M03BX	Other centrally acting agents	0,51	0,59	+13,94
	Baclofen (DDD 50 mg)	0,12	0,12	+0,00
	Tizanidine (DDD 12 mg)	0,39	0,46	+18,53
M04	ANTIGOUT PREPARATIONS	1,38	1,57	+13,80
M04AA	Preparations inhibiting uric acid production	1,37	1,56	+13,87
	Allopurinol (DDD 0,4 g)	1,37	1,56	+13,87
M05	DRUGS FOR TREATMENT OF BONE DISEASES	1,39	2,07	+49,18
M05B	DRUGS AFFECTING MINERALIZATION	1,39	2,07	+49,18
M05BA	Bisphosphonates	0,83	1,14	+36,56
	Alendronic acid (DDD 10 mg)	0,45	0,35	-23,54
	Ibandronic acid (DDD 5 mg)	0,04	0,52	+112,24
	Risedronic acid (DDD 5 mg)	0,34	0,27	-18,22
M05BB	Bisphosphonates and calcium, sequential preparations	0,52	0,89	+72,73
ATC code	ATC group	DDD/1000 inhabitants/day		
		2006	2007	%
N	NERVOUS SYSTEM			
N02	ANALGESICS	12,66	13,74	+8,58
N02A	OPIOIDS	1,95	2,08	+6,75
N02AA	Natural opium alkaloids	0,28	0,31	+8,82
	Morphine (DDD 0,1 g/O; 30 mg/P,R)	0,13	0,12	-0,72
	Oxycodone (DDD 75 mg)	0,09	0,12	+34,45
N02AB	Phenylpiperidine derivatives	0,28	0,23	-16,11
	Pethidine (DDD 0,4 g)	0,03	0,03	-2,34
	Fentanyl (DDD 1,2 mg/TD; 0,6 mg/SL)	0,25	0,20	-17,80
N02AX	Other opioids	1,39	1,54	+10,92
	Tramadol (DDD 0,3 g)	1,38	1,53	+11,03

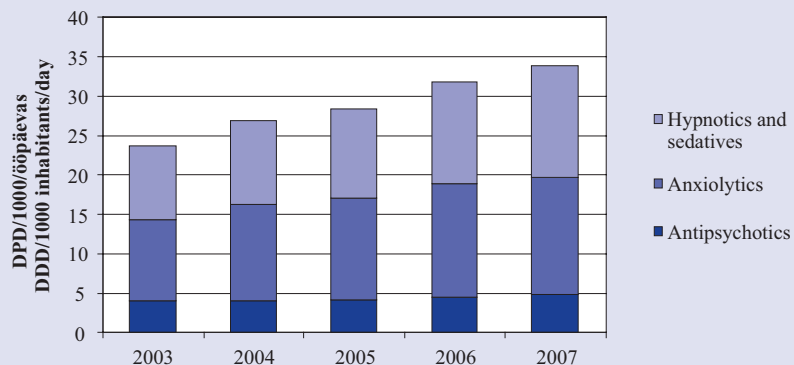
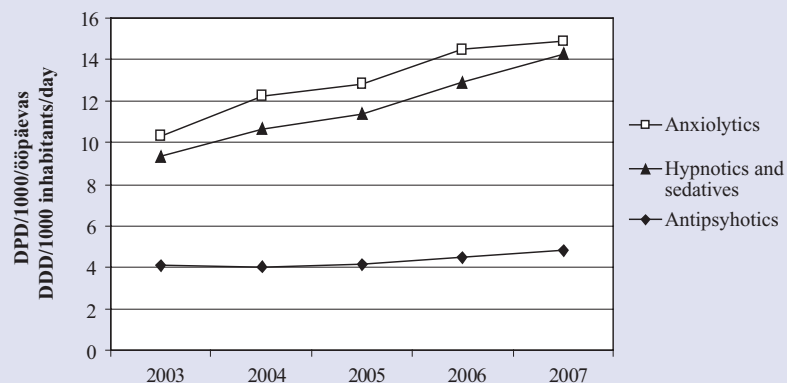
Opioidide (N02A) kasutamine 2003-2007.
Consumption of opioids (N02A) 2003-2007.



ATC code	ATC group	DDD/1000 inhabitants/day		
		2006	2007	%
N02B	OTHER ANALGESICS AND ANTIPYRETICS	10,62	11,50	+8,32
N02BA	Salicylic acid and derivatives	2,41	2,35	-2,54
	Acetylsalicylic acid (DDD 3 g)	2,41	2,35	-2,54
N02BB	Pyrazolones	0,31	0,28	-11,49
	Metamizole sodium (DDD 3 g)	0,22	0,18	-17,24
N02BE	Anilides	7,89	8,87	+12,43
	Paracetamol (DDD 3 g)	4,18	4,35	+3,98
N02C	ANTIMIGRAINE PREPARATIONS	0,09	0,16	+76,33
N02CC	Selective 5HT1-receptor agonists	0,09	0,16	+76,39
	Sumatriptan (DDD 50 mg/O; 20 mg/N)	0,05	0,11	+138,17
N03	ANTIEPILEPTICS	5,15	5,59	+8,50
N03A	ANTIEPILEPTICS	5,15	5,59	+8,50
N03AA	Barbiturates and derivatives	0,49	0,53	+7,00
	Phenobarbital (DDD 0,1 g)	0,41	0,45	+10,78
N03AB	Hydantoin derivatives	0,08	0,08	-3,59
N03AE	Benzodiazepine derivatives	0,68	0,79	+15,86
	Clonazepam (DDD 8 mg)	0,68	0,79	+15,86
N03AF	Carboxamide derivatives	2,53	2,64	+4,40
	Carbamazepine (DDD 1 g)	2,17	2,18	+0,34
	Oxcarbazepine (DDD 1 g)	0,36	0,46	+28,89
N03AG	Fatty acid derivatives	0,94	0,99	+5,18
	Valproic acid (DDD 1,5 g)	0,94	0,99	+4,99
N03AX	Other antiepileptics	0,43	0,56	+32,23
	Lamotrigine (DDD 0,3 g)	0,19	0,20	+5,92
	Topiramate (DDD 0,3 g)	0,15	0,16	+5,19
	Pregabalin (DDD 0,3 g)	0,04	0,15	+237,98
N04	ANTI-PARKINSON DRUGS	2,72	2,89	+6,26
N04A	ANTICHOLINERGIC AGENTS	0,74	0,72	-2,13
N04AA	Tertiary amines	0,74	0,72	-2,13
	Trihexyphenidyl (DDD 10 mg)	0,72	0,72	-1,10
N04B	DOPAMINERGIC AGENTS	1,98	2,17	+9,39
N04BA	Dopa and dopa derivatives	1,22	1,23	+1,08
N04BB	Adamantane derivatives	0,42	0,41	-1,85
N04BC	Dopamine agonists	0,33	0,43	+29,36
N04BD	Monoamine oxidase type B inhibitors	0,01	0,09	+1 378,33

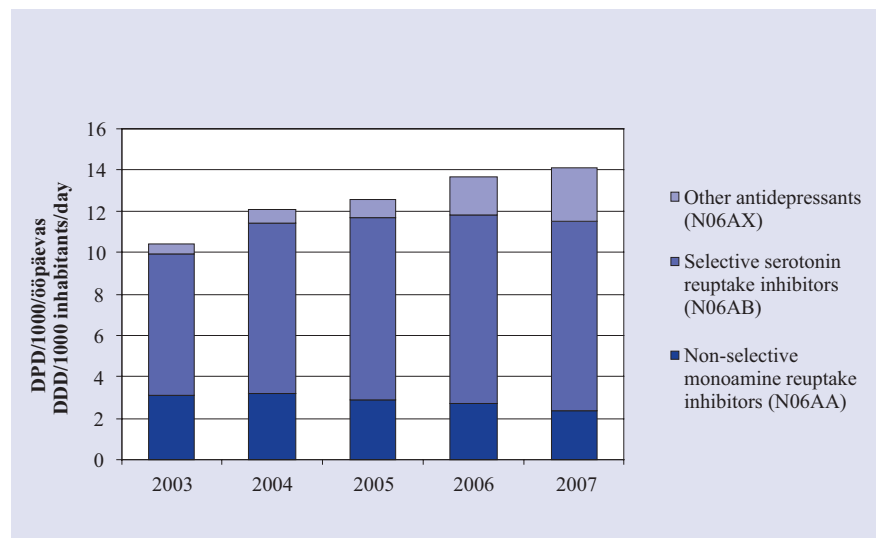
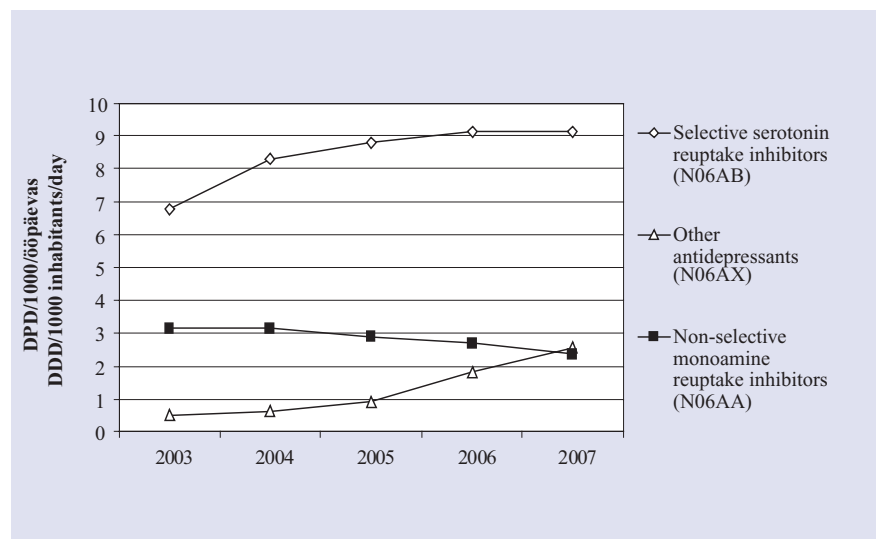
ATC code	ATC group	DDD/1000 inhabitants/day		
		2006	2007	%
N05	PSYCHOLEPTICS	31,89	33,98	+6,55
N05A	ANTIPSYCHOTICS	4,47	4,83	+8,02
N05AA	Phenothiazines with aliphatic side-chain	0,28	0,28	+0,51
	Chlorpromazine (DDD 0,3 g/O; 0,1 g/P)	0,17	0,17	+3,01
N05AB	Phenothiazines with piperazine structure	0,09	0,07	-23,27
N05AC	Phenothiazines with piperidine structure	0,01	0,01	+28,79
N05AD	Butyrophenone derivatives	1,39	1,38	-0,04
	Haloperidol (DDD 8 mg/O,P; 3,3 mg/P depot)	1,00	0,99	-1,59
	Melperone (DDD 0,3 g)	0,38	0,40	+4,04
N05AE	Indole derivatives	0,04	0,09	+109,20
	Sertindole (DDD 16 mg)	0,04	0,09	+109,22
N05AF	Thioxanthene derivatives	0,95	0,86	-8,99
	Chlorprothixene (DDD 0,3 g/O; 50 mg/P)	0,38	0,32	-17,88
	Zuclopenthixol (DDD 30 mg)	0,35	0,35	-0,48
N05AH	Diazepines, oxazepines and thiazepines	1,05	1,37	+31,04
	Clozapine (DDD 0,3 g)	0,32	0,33	+2,86
	Olanzapine (DDD 10 mg)	0,41	0,61	+47,43
	Quetiapine (DDD 0,4 g)	0,31	0,43	+38,32
N05AL	Benzamides	0,12	0,12	-1,95
N05AN	Lithium	0,14	0,13	-9,47
N05AX	Other antipsychotics	0,41	0,52	+26,11
	Risperidone (DDD 5 mg/O; 1,8 mg/P depot)	0,41	0,43	+6,65
N05B	ANXIOLYTICS	14,50	14,85	+2,42
N05BA	Benzodiazepine derivatives	14,50	14,85	+2,41
	Diazepam (DDD 10 mg)	6,89	6,60	-4,26
	Oxazepam (DDD 50 mg)	0,03	0,03	+14,57
	Bromazepam (DDD 10 mg)	1,22	1,34	+9,95
	Alprazolam (DDD 1 mg)	6,30	6,82	+8,39
N05C	HYPNOTICS AND SEDATIVES	12,92	14,30	+10,69
N05CD	Benzodiazepine derivatives	3,72	3,57	-4,00
	Nitrazepam (DDD 5 mg)	2,95	2,63	-10,77
	Midazolam (DDD 15 mg)	0,71	0,86	+22,05
N05CF	Benzodiazepine related drugs	9,18	10,69	+16,41
	Zopiclone (DDD 7,5 mg)	8,10	9,34	+15,30
	Zolpidem (DDD 10 mg)	1,08	1,35	+24,73

Psühholeptikumide (N05) kasutamine 2003-2007.
Consumption of psycholeptics (N05) 2003-2007.



ATC code	ATC group	DDD/1000 inhabitants/day		
		2006	2007	%
N06	PSYCHOANALEPTICS	21,74	21,79	+0,23
N06A	ANTIDEPRESSANTS	13,65	14,09	+3,19
N06AA	Non-selective monoamine reuptake inhibitors	2,68	2,37	-11,84
	Amitriptyline (DDD 75 mg)	1,81	1,60	-11,53
	Nortriptyline(DDD 75 mg/O; 30 mg/P)	0,77	0,68	-12,02
N06AB	Selective serotonin reuptake inhibitors	9,13	9,14	+0,16
	Fluoxetine (DDD 20 mg)	2,52	2,36	-6,29
	Citalopram (DDD 20 mg)	2,04	2,07	+1,50
	Paroxetine (DDD 20 mg)	1,64	1,57	-4,38
	Sertraline (DDD 50 mg)	1,21	1,31	+8,14
	Escitalopram (DDD 20 mg)	1,69	1,82	+7,48
N06AX	Other antidepressants	1,84	2,58	+40,22
	Mirtazapine (DDD 30 mg)	0,85	1,13	+33,13
	Tianeptin (DDD 37,5 mg)	0,32	0,46	+45,73
	Venlafaxine (DDD 0,1 g)	0,31	0,39	+24,10
	Duloxetine (DDD 60 mg)	0,14	0,38	+165,19
	Bupropione (DDD 0,3 g)	0,21	0,21	+1,42
N06B	PSYCHOSTIMULANTS AND NOOTROPICS	0,71	0,68	-2,96
N06BX	Other psychostimulants and nootropics	0,68	0,65	-4,35
	Piracetam (DDD 2,4 g/O; 6 g/P)	0,45	0,46	+2,09
N06D	ANTI-DEMENTIA DRUGS	7,38	7,02	-4,93
N06DX	Other anti-dementia drugs	7,35	6,97	-5,08
	Ginkgo biloba (DDD 0,12 g)	7,32	6,93	-5,28
N07	OTHER NERVOUS SYSTEM DRUGS	6,00	10,80	+79,99
N07A	PARASYMPATHOMIMETICS	0,26	0,27	+4,85
N07AA	Anticholinesterases	0,26	0,27	+4,85
	Pyridostigmine bromide (DDD 0,18 g)	0,20	0,21	+6,35
N07B	DRUGS USED IN ADDICTIVE DISORDERS	1,99	5,89	+196,18
N07BA	Antismoking agents	0,97	4,60	+376,47
	Nicotine (DDD 30 mg/O; 14 mg/TD)	0,94	4,59	+385,65
N07BC	Drugs used in opioid dependence	1,02	1,29	+26,10
	Buprenorphine (DDD 8 mg)	0,19	0,23	+18,03
	Methadone (DDD 25 mg)	0,83	1,06	+27,99
N07C	ANTIVERTIGO PREPARATIONS	3,75	4,64	+23,60
N07CA	Antivertigo preparations	3,75	4,64	+23,60
	Betahistine (DDD 24 mg)	1,39	2,17	+56,34
	Cinnarizine (DDD 90 mg)	2,37	2,47	+4,42

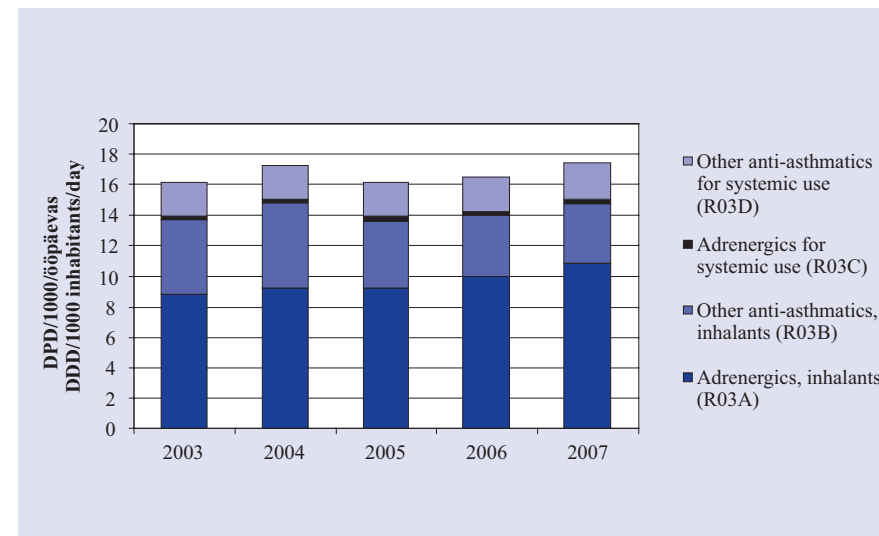
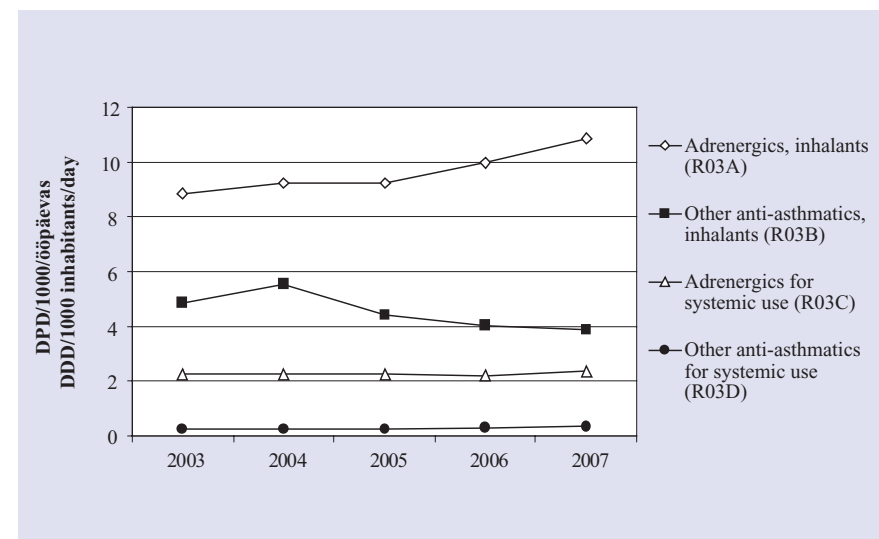
Antidepressantide (N06A) kasutamine 2003-2007.
Consumption of antidepressants (N06A) 2003-2007.



ATC code	ATC group	DDD/1000 inhabitants/day		
		2006	2007	%
P	ANTIPARASITIC PRODUCTS, INSECTICIDES AND REPELLENTS			
P01	ANTIPROTOZOALS	0,47	0,54	+14,19
P01A	AGENTS AGAINST AMOEBIASIS AND OTHER PROTOZOAL DISEASES	0,01	0,01	+3,74
P01B	ANTIMALARIALS	0,46	0,53	+14,44
P01BA	Aminoquinolines	0,45	0,51	+13,58
	Hydroxychloroquine (DDD 0,516 g)	0,45	0,51	+13,36
P02	ANTHELMINTICS	0,14	0,13	-9,75
P02C	ANTINEMATODAL AGENTS	0,14	0,13	-9,90
P02CA	Benzimidazole derivatives	0,14	0,13	-10,19
	Mebendazole (DDD 0,2 g)	0,14	0,12	-10,94
ATC code	ATC group	DDD/1000 inhabitants/day		
		2006	2007	%
R	RESPIRATORY SYSTEM			
R01	NASAL PREPARATIONS	23,65	26,07	+10,23
R01A	DECONGESTANTS AND OTHER NASAL PREPARATIONS FOR TOPICAL USE	21,86	23,97	+9,64
R01AA	Sympathomimetics, plain	18,20	19,72	+8,36
	Xylometazoline (DDD 0,8 mg)	17,70	18,93	+7,00
	Naphazoline (DDD 0,4 mg)	0,47	0,67	+41,32
R01AC	Antiallergic agents, excl. corticosteroids	0,21	0,25	+14,59
R01AD	Corticosteroids	3,45	4,01	+16,08
	Beclometasone (DDD 0,4 mg)	0,51	0,49	-4,10
	Budesonide (DDD 0,2 mg)	1,40	1,72	+22,86
	Fluticasone (DDD 0,2 mg)	0,53	0,57	+7,83
	Mometasone (DDD 0,2 mg)	1,01	1,22	+21,26
R01B	NASAL DECONGESTANTS FOR SYSTEMIC USE	1,79	2,10	+17,47
R01BA	Sympathomimetics	1,79	2,10	+17,47
R02	THROAT PREPARATIONS	1,68	1,78	+6,15
R02A	THROAT PREPARATIONS	1,68	1,78	+6,15
R02AA	Antiseptics	1,68	1,78	+6,15

ATC code	ATC group	DDD/1000 inhabitants/day		
		2006	2007	%
R03	DRUGS FOR OBSTRUCTIVE AIRWAY DISEASES	16,48	17,43	+5,77
R03A	ADRENERGICS, INHALANTS	9,99	10,86	+8,66
R03AC	Selective beta-2-adrenoceptor agonists	6,47	6,30	-2,58
	Salbutamol (different DDDs)	3,33	3,16	-4,82
	Fenoterol (different DDDs)	0,73	0,64	-12,50
	Salmeterol (DDD 0,1 mg)	0,85	0,74	-13,08
	Formoterol (DDD 24 mcg)	1,56	1,76	+12,50
R03AK	Adrenergics and other anti-asthmatics	3,53	4,56	+29,27
R03B	OTHER ANTI-ASTHMATICS, INHALANTS	4,02	3,88	-3,40
R03BA	Glucocorticoids	3,17	2,94	-7,23
	Beclometasone (different DDDs)	2,43	1,84	-24,30
	Budesonide (different DDDs)	0,57	0,92	+61,16
R03BB	Anticholinergics	0,84	0,94	+11,00
	Ipratropium bromide (different DDDs)	0,84	0,94	+11,00
R03C	ADRENERGICS FOR SYSTEMIC USE	0,29	0,33	+14,53
R03CC	Selective beta-2-adrenoceptor agonists	0,26	0,32	+22,62
	Salbutamol(DDD 12 mg)	0,26	0,32	+22,68
R03D	OTHER ANTI-ASTHMATICS FOR SYSTEMIC USE	2,19	2,37	+8,26
R03DA	Xanthines	1,82	1,81	-0,54
	Theophylline (DDD 0,4 g)	1,76	1,72	-2,18
	Aminophylline (DDD 0,6 g)	0,07	0,09	+43,38
R03DC	Leukotriene receptor antagonists	0,37	0,56	+52,10
	Montelukast (DDD 10 mg)	0,37	0,56	+52,10
R05	COUGH AND COLD PREPARATIONS	6,38	6,74	+5,58
R05C	EXPECTORANTS, EXCL. COMBINATIONS WITH COUGH SUPPRESSANTS	6,17	6,51	+5,56
R05CA	Expectorants	0,30	0,38	+25,15
	Guaifenesin (DDD 0,9 g)	0,30	0,38	+25,15
R05CB	Mucolytics	5,87	6,13	+4,54
	Acetylcysteine (DDD 0,5 g)	2,95	2,89	-1,94
	Bromhexine (DDD 24 mg)	1,22	1,27	+3,78
	Ambroxol (DDD 0,12 g)	1,61	1,89	+17,17

Astmaravimite (R03) kasutamine 2003-2007.
Consumption of drugs for obstructive airway diseases (R03) 2003-2007.



ATC code	ATC group	DDD/1000 inhabitants/day		
		2006	2007	%
R05D	COUGH SUPPRESSANTS, EXCL. COMBINATIONS WITH EXPECTORANTS	0,21	0,22	+6,64
R05DA	Opium alkaloids and derivatives	0,05	0,03	-39,77
R05DB	Other cough suppressants	0,16	0,19	+22,25
	Pentoxyverine (DDD 0,1 g)	0,12	0,14	+16,50
R06	ANTIHISTAMINES FOR SYSTEMIC USE	8,40	9,04	+7,72
R06AA	Aminoalkyl ethers	0,50	0,50	-0,12
	Clemastine (DDD 2 mg)	0,43	0,43	+0,00
R06AE	Piperazine derivatives	3,70	4,05	+9,65
	Cetirizine (DDD 10 mg)	3,05	3,37	+10,53
	Levocetirizine (DDD 5 mg)	0,38	0,41	+8,81
R06AX	Other antihistamines for systemic use	4,19	4,48	+6,90
	Loratadine (DDD 10 mg)	2,64	2,73	+3,22
	Ebastine (DDD 10 mg)	0,77	0,90	+16,47
	Desloratadine (DDD 5 mg)	0,62	0,73	+17,54
ATC code	ATC group	DDD/1000 inhabitants/day		
		2006	2007	%
S	SENSORY ORGANS			
S01	OPHTHALMOLOGICALS	12,60	14,46	+14,68
S01E	ANTIGLAUCOMA PREPARATIONS AND MIOTICS	12,60	14,46	+14,68
S01EB	Parasympathomimetics	0,18	0,15	-15,66
S01EC	Carbonic anhydrase inhibitors	1,15	1,29	+11,98
	Dorzolamide (DDD 0,3 ml)	0,43	0,47	+10,44
	Brinzolamide (DDD 0,2 ml)	0,68	0,77	+13,16
S01ED	Beta blocking agents	7,57	8,31	+9,82
	Timolol (DDD 0,2 ml)	3,16	3,19	+0,90
	Betaxolol (DDD 0,2 ml)	1,45	1,48	+1,66
S01EE	Prostaglandin analogues	3,70	4,70	+26,97
	Latanoprost (DDD 0,1 ml)	2,62	3,26	+24,21
	Travoprost (DDD 0,1 ml)	1,08	1,44	+33,67

Ravimiamet
State Agency of Medicines