



ANNUAL REPORT

STATISTICS ESTONIA 2008

CONTENTS

Preface 3

Main events 2008 4

Statistical programme 5

Work process of Statistics Estonia 11

Users of statistics 19

Personnel of Statistics Estonia 23

Financing of Statistics Estonia 26

Publications 2008 28



On 28 and 29 August Mr Enrico Giovannini, Chief Statistician of OECD, visited Statistics Estonia. In the photo, see the second row starting from the left: Tuulikki Sillajõe, Katrin Toomel, Kai Tasuja, Ene Saareoja, Allan Randlepp, Agnes Naarits, Anne Nuka, Meelis Somelar, Priit Potisepp and Enrico Giovannini. In the front row, starting from the left: Ene Kaldma, Kaia Oras, Viktoria Trasanov and Urve Kask

Dear Reader!

In 2008, Statistics Estonia was successful in the production of official statistics, but the current time of great changes puts statisticians to the test here and also elsewhere. The present global financial and economic crisis puts data in the lime-light and reveals the shortcomings of statistical systems. At a number of international conferences it has been asked if the publication of data on an earlier date and more competent use of data could have helped to avoid this large-scale confusion. In Estonia, we need not be ashamed of the use of data. The crucial indicators of social life attract more and more attention and form a base for essential decisions ever more frequently.

In 2008, several indicators characterising the activities of Statistics Estonia improved. But, there still were indicators in case of which more efforts should be made to achieve improvement. During the current strategy period, we aim at increasing the use and influence of statistical data in the society, we strive to develop the competence of statisticians and quality of their work and we try to pursue cooperation with respondents to a level that would support work efficiency and data quality.

Media reflection of the statistics produced by us has grown by almost a third. Surveys show that the data of official statistics are used in decision-making in almost four out of five cases. Users of statistics highly valued the speed of response at which orders and requests for information were satisfied. But at the same time, users have pointed out that consideration of consumer needs has decreased compared to the time a few years ago. The more the statistical literacy of the public improves, the more difficult it is for statistical systems to adjust themselves to the quickly changing needs.

The last years' focus on the modernisation of data collection led to a breakthrough in 2008 — submission of the majority of statistical questionnaires through the web and electronic transmission of data increased substantially.

The year did not bring along any drastic increase in the use of administrative databases and consequently no reduction in the data submission burden of enterprises and institutions. But preparation works were successful and the use of administrative data is expected to increase in 2009–2011.

Although the statistics production budget was set under great pressure in 2008 due to the economic crisis, we could still continue with the development projects of smaller investment volume. We prepared for the next Population and Housing Census, we set up a steering group for this purpose and in cooperation with other institutions we reached a common decision on census methodology. Last year, we started to draft a new Official Statistics Act that should be handed over to the *Riigikogu* in 2009. The year 2009 also marks the enforcement of the new Regulation on European Statistics.

I would like to express my gratitude to respondents, producers and users of statistics for pleasant cooperation.



Priit Potisepp
Director General



Main events 2008

- 

Statistics Estonia's strategy period 2008–2011 commenced. The main objectives of Statistics Estonia for this strategy period are reputation, respectfulness and efficient use of official statistics in the society; qualitative and professional service; and partnership with respondents.
- 

In January, the Estonian youth association for nature conservation *Eesti Noorte Looduskaitse Ühing* awarded Statistics Estonia a letter of appreciation for environmental-friendly attitude, paper-free data collection and promotion of electronic records management procedures.
- 

To celebrate the 90th anniversary of the Republic of Estonia, Statistics Estonia published the statistical collection "*Aegamööda asi kaunis*" that was issued on 29 February.
- 

On 15–16 April, Statistics Estonia organised the conference "*Kvaliteedistatistika ja statistika kvaliteet*" (quality statistics and quality in statistics) in cooperation with the Estonian Statistical Society. The aim of the conference was to pursue a discussion about quality management and acknowledge the influence of quality statistics and its importance when taking management-related decisions.
- 

On 24 April, the Census Committee was formed by the respective order of the Government of the Republic. Its purpose is to prepare the 2011 Population and Housing Census.
- 

On 3 May, Statistics Estonia's clean-up group with Director General at the head participated in the pan-Estonian clean-up campaign of surroundings "*Teeme ära!*".
- 

On 23 May, the Minister of Finance set up an inter-institutional working group by the relevant ministerial order. Its objective is to update the current Official Statistics Act and the related legislation.
- 

On 24 May, Priit Potisepp, Director General of Statistics Estonia, was elected for a period of two years as a member of Partnership Group of the European Statistical System. The membership status took effect on 1 July 2008.
- 

Estonia held accession negotiations with the Organisation for Economic Cooperation and Development (OECD). As a part of negotiations, Enrico Giovannini, Director of Statistics Directorate of OECD, visited Statistics Estonia on 28 and 29 August 2008.
- 

On 1 September, the Information Centre of Statistics Estonia celebrated its 15th anniversary. To mark this event, an exhibition introducing the history and collections of the Information Centre was arranged.
- 

On 9 September, the Census Committee of the Government of the Republic decided to organize the 2011 Population and Housing Census by the combined methodology which means that data will be received in the form of interviews conducted by interviewers, by e-census (internet-based questionnaires filled out by interviewees themselves) as well as by questionnaires pre-filled on the basis of registry data.
- 

On 27 November, a partner day on social surveys took place where information was provided on the social surveys organised by Statistics Estonia and relevant results.

Statistical programme

ORGANISATION OF NEW POPULATION SURVEYS

Statistics Estonia organised two new surveys in 2008 — the Immigrant Population Survey and the Crime and Security Survey. Both surveys are based on internationally recognised methodologies.

In the Immigrant Population Survey, the immigrant population were defined as persons whose parents had been born in a foreign country and persons in case of whom the place of residence, other than Estonia, of only one parent was known. Data about the 15–74-year-old immigrants were collected. This is the first thorough survey in the course of which data regarding participation of the first and second generation immigrants on the labour market in Estonia as well as in the previous country of residence were received. During the survey, data were also gained on the education, integration and identity of immigrants. In terms of ethnicity, Estonian society can still be characterised as a segmented and stratified society and data are required in order to facilitate decision-making on the reduction of these phenomena. Data on Estonians and non-Estonians can be taken from previous surveys, but these surveys do not provide data on the immigrant population.

Indicators gained as a result of the survey can be compared with the same indicators of total population and native population by relying on the 2008 data of the Estonian Labour Force Survey. The referred data will be published in the publication *“Immigrantrahvastik Eestis. 2009. Immigrant Population in Estonia”* to be issued in September 2009.

At the end of 2008, Statistics Estonia started the pan-Estonian Crime and Security Survey the aim of which is to get information on the actual levels of crime, feeling of insecurity of the population residing in Estonia and on intimate partner violence. The Crime and Security Survey is an international crime victims survey which has previously been conducted in Estonia for four times: in 1993, 1995, 2000 and 2004 this survey was conducted by the Ministry of Internal Affairs and Ministry of Justice.

The survey consists of two parts — crime and intimate partner violence. The objective of the first part of survey is to evaluate, based on comparative data, the prevalence of crime and the risk of falling victim to crime, and to measure the population's fear of crime and satisfaction with the work of law enforcement authorities. The part concerning intimate partner violence aims to better understand the reasons, consequences and impacts of intimate partner violence. These data are required in order to find out to the prevalence of intimate partner violence in Estonia, in which forms it is revealed and which the victims' attitudes toward such incidents are. Data are also required to clarify the actual number of persons in need of help, to see what kind of help they have received or would need, and how easily victims can access legal, medical, psychological, etc. aid.

Statistics Estonia will publish the results of the Crime and Security Survey on its website in January 2010 at the latest. The same topic will be covered in a relevant news release, information sheet and an analytical article to be issued in the publication about intimate partner violence that will be published in 2010 on the initiative of the Ministry of Social Affairs.

Besides the abovementioned two surveys, preparations for several new surveys were started: Time Use Survey, Working Life Survey and Household Budget Survey.

A NEW SURVEY "PRODUCTION OF ENTERPRISE STATISTICS FOR MEASURING GLOBALIZATION OF THE ECONOMY"

Enterprise statistics face great challenges: strong integration of global markets brings about changes in the structure of economy. Besides that integration in the European context is also in a constant development. Statistics should be able to describe these processes in an appropriate way in order to provide timely and high-quality statistical information about changes in the economy and structure of enterprises' sector — this helps to observe gradual integration of the economy against the background of globalisation.

Regular and high-quality statistics on the structure and activities of foreign controlled enterprises operating in the economy are essential to be able to adequately evaluate the influence of these enterprises on the economy in Estonia and in the European Union as a whole. Statistics produced on foreign affiliates help to measure the direct and indirect influence of foreign control on the employment, wages and salaries and productivity. For the purpose of ensuring comparability of data between countries and collection of information at the European Union level pursuant to uniform rules, the European Parliament and the Council of the European Union adopted Regulation (EC) No 716/2007 of 29 June 2007 on Community statistics on the structure and activity of foreign affiliates, and the implementing provision of this Regulation establishing the quality standards for statistical data. Implementation of this Regulation is compulsory for all EU Member States. All Member States are required to publish the 2007 data for the first time in 2009.

The statistics on foreign affiliates consist of two sub-sections: activities of foreign-owned affiliates in the local economy of reporting country (the so-called "inward FATS" i.e. foreign affiliates statistics), and the activities of the foreign affiliates abroad owned by a local firm in the reporting country (the so-called "outward FATS"). Statistics on the foreign controlled enterprises operating in Estonia will be produced by economic activity and by the countries where the ultimate controlling units of foreign affiliates are located regarding net sales, production value, value added, purchases, personnel costs, investments, research and development activities and number of employees. With respect to foreign affiliates of Estonian enterprises, the Bank of Estonia will start producing statistics on their number, net sales and number of employees. The administrative burden of economic units will not be increased when producing statistics on the foreign affiliates active in Estonia, the necessary indicators shall be obtained from the existing statistical data compiled on the basis of sample surveys. First, it is possible to create data only on larger enterprises or enterprises with at least 20 employees.

There have been long-term preparations for providing information on the abovementioned new sphere and during that time representatives of Statistics Estonia have participated in several projects coordinated by Eurostat. In 2008, Statistics Estonia focused on the development of IT- solutions, establishment of common quality indicators and description of surveys.

The business registers for statistical purposes have an essential role in the production of globalisation statistics. Regulation (EC) No 177/2008 of the European Parliament and of the Council of 20 February 2008 established common requirements according to which the business registers for statistical purposes shall cover, in addition to enterprises-related information, also information on truncated enterprise groups and multinational enterprise groups active in a particular country. Links of control between legal units shall determine the allocation of enterprise to one or another group. In developing this domain, Estonian statisticians take an active part in working groups at the national as well as European level. Due to the

activity of recording data on multinational enterprise groups, business registers form a basic tool for the improvement of statistics related to globalisation — these statistics cover, in addition to foreign affiliates statistics, also international trade in goods and services, balance of payments, foreign direct investment, research, development and innovation, and the international labour market.

PREPARATIONS FOR THE POPULATION AND HOUSING CENSUS STARTED

The next global Population Census will take place during the years preceding and following the year 2010. The agreed reference year for Europe is 2011 which is set out in the regulation on population and housing censuses adopted in 2008.

As a result of the census, the public, research and government agencies, local government units, entrepreneurs and international organisations get thorough and high-quality data on Estonia's population size, composition, distribution, migration as well as on the housing and living conditions of households.

Statistics Estonia started work-intensive preparations for data collection and creation of geoinformation systems. A project team was set up to organise the census and the works ahead are being specified in more detail now. Great emphasis was laid on the methodology-related matters in order to ensure international comparability and optimum implementation at the national level. Great importance was attached to cooperation with government agencies and local governments.


By the Government of the Republic Order No 198 of April 2008, the Census Committee was formed. The purpose of this Committee is, *inter alia*, to determine the methodology of the census, co-ordinate the organisation thereof at the state authority level and direct co-operation between the state and local government agencies in the organisation of census. In September, the Government Committee decided to organize the next census by a so-called combined methodology which means that data will be received in the form of interviews conducted by interviewers, by e-census (internet-based questionnaire) as well as by questionnaires pre-filled on the basis of registry data.

In view of a suitable methodology for organisation of the 2011 Population and Housing Census, Statistics Estonia studied in 2008 the quality of Population Register, State Register of Construction Works and State Building Register and came to the conclusion that the registers' data can be used for preparations of the census, partly also in the pre-fulfilment of questionnaires and in the data processing stage. In view of a detailed analysis of the census methodology-related alternatives, the status in which the databases were in 2008 was studied. The results confirmed that today it is not yet realistic to conduct the census in Estonia by relying only on registers. At the same time, the Government of Estonia has set an aim to completely switch over to the register-based census which means that in the coming years, databases must be consistently and systematically upgraded and to some extent also reformed.

PREPARATIONS FOR THE 2010 AGRICULTURAL CENSUS STARTED

The aim of the Community Farm Structure Survey of agricultural holdings is to obtain in all Member States at the interval of every two or three years reliable data on the structure of agricultural holdings, in particular on the land use, livestock farming and agricultural labour force. At the interval of ten years, the Farm Structure Survey is conducted in the form of full survey, i.e. agricultural census. During the interim years, sample surveys are organised.

In 2008, the data of Farm Structure Survey 2007 were published in the database of Statistics Estonia as well as in the database of Eurostat. Besides that, preparations were made for the 2010 Agricultural Census.



In addition to the traditional indicators included in the Farm Structure Survey, in-depth data on the agricultural production methods will be collected for the first time during the 2010 Agricultural Census. The respective aim is to gain supplementary data on the development of agri-environment policy and to improve the quality of agri-environmental indicators. Organic farming and agricultural support will also be studied more thoroughly.

Contrary to the 2001 Census, data on only active agricultural holdings will be collected during the forthcoming census. Agricultural household plots will not be enumerated during the 2010 Agricultural Census since the latter data will be asked in the 2011 Population and Housing Census.

IMPORTANT RECALCULATIONS WERE MADE IN NATIONAL ACCOUNTS

In September 2008 Statistics Estonia started to calculate the growth rate of Gross National Product (GDP) by applying the chain-linking method. A thorough development work preceded the adoption of the aforementioned new method.

The single fixed base year is not applied when using chain-linking method, instead the year preceding the accounting period is used in volume estimation. Therefore, calculations must be made at the prices of the year preceding the accounting period. This proceeds from the Regulation (EC) No 1392/2007 of the European Parliament and of the Council on the transmission of the national accounts data.

The new method improves the quality of growth estimates in national accounts. Changing base year annually ensures the use of up-to-date price structures and enables to derive volume changes more accurately. International comparability is also better: almost all EU Member States and the majority of developed countries (incl. the USA, Canada, Japan, Norway and Switzerland) apply the chain-linking method to the GDP constant price calculations.

STATISTICS ESTONIA PARTICIPATED IN 35 FOREIGN PROJECTS

The grant-agreement based foreign projects have an essential role in developing the international cooperation further. All grants are at least partially financed by the European Union. The rate of Statistics Estonia's cofinancing comprises 10 to 30 per cent in most cases.

2008 was a versatile year for Statistics Estonia in terms of new concluded contracts with Eurostat. Contracts that Statistics Estonia concluded with coordinating countries should be pointed out as a new phenomenon. As a result, at least 20 projects are constantly in the implementation phase and Statistics Estonia took part in 35 foreign projects in 2008. The Adult Education Survey with a start in 2005, and the 2007 survey on the structure of agricultural holdings with a start in 2006, the Community Statistics on income and living conditions survey (EU-SILC 2007) planned for completion at the end of 2009, and the Labour Force Survey ad hoc module on accidents at work and work-related health problems are the most long-term surveys of them.

An excellent opportunity to bring the specialists of different domains together is the agreement on Transition Facility Multi-Beneficiary Programme 2005 (TF 2005) which was started in 2007 and continued until the end of 2008. The referred agreement involved statistics-focused projects of the following domains: innovation statistics, the Survey on Career of Doctorate Holders, "Implementation of the NACE Rev.2 (Estonian Classification of Economic Activities) and improvement of the quality in the business register for statistical purposes" (in cooperation with the Centre of Registers and Information Systems of the Ministry of Justice), external trade and Intrastat, "Preparation for 2011 Population Census: evaluation of the quality of the

Construction Works Register" (in cooperation with the Ministry of Economic Affairs and Communications), "Improving the quality and availability of international migration statistics", morbidity statistics, (in cooperation with the Ministry of Social Affairs and the National Institute for Health Development) and projects related to "Development of the methodology for the estimation of the use of plant protection products on wheat (pesticide)". The so-called transitional programme was positive, first and foremost, from the perspective of developing closer cooperation with different institutions and making better use of administrative data sources. For Statistics Estonia, one of the most important projects was the analysis of the State Register of Construction Works as a part of preparations for the Population and Housing Census since the objective had been set to use the register data for the pre-filment of the Population and Housing Census questionnaires. The analysis also revealed the shortcomings of this register. Globally speaking, the implementation of new EMTAK and the amendment of statistical register through this process were also important.

Participation in the financing programmes of the European Statistical System cooperation network (ESSnet) is also worth mentioning. ESSnet is the European Statistical System network which provides various financing opportunities for the EU Member States. Compared to the so-called traditional grant projects, employment of the ESSnet output is considerably more diverse — the Member States involved in the project as well as non-project states are in the role of target groups. The objective is to make use of the knowledge and methodologies worked out in the framework of this project. This arrangement helps to save time and finances and avoids the so-called "invention of a bicycle". In 2008 Statistics Estonia started two ESSnet projects: one concentrates on the comparability improvement of the "EU-SILC (2009): EU-expertise network (ESSnet) on comparative income and living conditions" and the other one on "ESSnet EuroGroups Register, development of the methodology of business registers on multinational enterprise groups". Statistics Estonia has partnership in both projects, Luxembourg and Italy act as coordinators, respectively. The third ESSnet project on culture statistics development is still under negotiation with *Ministère de la Culture, de l'Enseignement supérieur et de la Recherche Service de la Comptabilité et des Statistiques culturelles*, Luxembourg.


In 2008, we continued long-term cooperation with Statistics Sweden. In the framework of cooperation, the experts of Statistics Estonia trained the experts of Romania and Montenegro in the short-term and structural business statistics and in the domain of labour costs statistics. In May 2008, the statisticians of Montenegro attended the enterprise statistics-themed study visit in Tallinn. As this type of training has proved useful for the trainees as well as tutors, there are plans to continue cooperation and the new agreement involving all Balkan states is to be concluded soon.

ESTONIA IS MOVING TOWARD ACCESSION TO OECD

For years, Estonia has been striving for the membership of the Organisation for Economic Cooperation and Development (OECD). The membership criteria for this forum of developed industrialized countries include open market economy, democratic pluralism and respect for human rights, that is why the OECD membership status would be a clear recognition for Estonia. In May 2007, Estonia received an invitation to join this reputable economic organisation. In the course of accession negotiations, a lot of domains are being assessed. In spring 2008, it was time to assess the situation of Estonian statistics. In particular, we were asked for information indicating whether the statistical system of Estonia is governed by the principles and practices applied by OECD. By summer 2008, OECD prepared a 40-page report on the legal and institutional environment of Estonia that confirmed Estonia's compliance confirmed Estonia's compliance with the majority of criteria set for joining OECD.

ORGANISATION
FOR ECONOMIC
CO-OPERATION
AND DEVELOPMENT





As a part of negotiations for joining OECD, Enrico Giovannini, the Director of Statistics Directorate of OECD, visited Estonia and Statistics Estonia on 28 and 29 August 2008. The Chief Statistician stated, "Estonia is connected with the EU's statistics and this is a very good starting point. You are already providing the OECD with statistical information and one can find Estonian statistics in our web site. The Organisation is already receiving most figures and economic indicators requested". Next, Enrico Giovannini turned to a wider audience with a presentation on the OECD-produced statistics, particularly meant as an introduction to the candidate countries.

Giovannini pointed out that all national statistical offices must make efforts to keep abreast with the times. "Similarly, statisticians today must illustrate the statistical output, communicate with people, explain what is behind figures," Mr Giovannini added. If the producers of official statistics do not offer statistics in "attractively wrapped-up packages", this niche will be spotted by someone else, but the quality of statistics may in this case be doubtful.

In one of the presentations the Chief Statistician analysed challenges of the whole statistical system, e.g. the avalanche of data and information and the statistical literacy. "Statistics is a science which was created to have an overview of a country's situation. Today one must have a picture of the whole society, so I would rather call it "socioistics", Giovannini added.

At the end of the year, the Head and a specialist of Financial Statistics and National Accounts Division of the OECD Statistics Directorate visited Estonia.

At the 3rd OECD World Forum on "Statistics, Knowledge and Policy" that will be held in October 2009 in Busan, Estonia will most likely get a positive assessment of the fulfilment of statistical requirements.

ESTONIA PARTICIPATES IN THE PARTNERSHIP GROUP OF EUROPEAN STATISTICS

Last year, Priit Potisepp, Director General of Statistics Estonia, was elected for a period of two years as a member of Partnership Group which is one link in the functioning management chain of the European Statistical System. The aim of this Group is to facilitate the development of European Statistical System. This Group serves as a kind of connecting link between national statistical institutions and the Statistical Office of the European Communities (Eurostat) helping to achieve and maintain concordance in the activities within the large and complicated European Statistical System.

The Partnership Group has a notably smaller membership than the Statistical Programme Committee and it discusses topics which are of strategic importance for the European Statistical System. The meetings of Partnership Group are held three to four times per year.

Work process of Statistics Estonia

DEVELOPMENT OF QUALITY MANAGEMENT BY STATISTICS ESTONIA

To meet the ever growing demands of users of statistics in the conditions of restricted resources, Statistics Estonia made a detailed analysis of the official statistics production process in 2007 with a view to find the subprocesses that can potentially be standardised or optimised. A process card, developed as a result of this work was improved in 2008 on the basis of the Generic Statistical Business Process Model drafted by the special working group of United Nations Economic Commission for Europe (UNECE) and further on compared to an institution known for high-level quality management. The working group engaged in the mapping of processes at Statistics Estonia, with the European Social Fund's structural aid allocated to the priority area "Greater Administrative Capability", got an opportunity to make a week-long study visit to the organisation CSI-Piemonte located in Piedmonte region, Italy.

The study visit was intended for gaining a thorough overview of the organisational structure, operational and information processes of CSI-Piemonte (Consortium for the Information System for Piedmont Region of Italy). CSI-Piemonte is a public sector institution, the management of which is based on private sector principles. Award of the ISO 9001:2000 certificate is a proof of the institution's high level of quality management. The institution administers the registers and databases of Piedmonte region, extracts data from the referred registers and databases and provides the public sector institutions located in this region with products and services such as wage calculation and in-service training for public sector employees. The clientele of CSI-Piemonte includes the producers of statistics of Piedmonte region, provinces and municipal corporations, and through them CSI-Piemonte also communicates with the statistical office of Italy.


From the perspective of Statistics Estonia, it was useful to see how CSI-Piemonte uses the SAS software, applied in Statistics Estonia only to production of statistics, for offering their products and services as well as for their own in-house financial management, budget drafting and personnel records. Due to the study visit, the participants now have contact data of persons who work in the fields of data storage and metadata management at the global level. This may lead to co-operation useful for both parties.

In order to make official statistics better accessible and more understandable on the web to users of statistics, Statistics Estonia updated the view options of release calendars and expanded the use of maps in presentation of statistics.

THE RELEASE CALENDAR HAS BECOME MORE DYNAMIC

In 2008 Statistics Estonia implemented a new content management system on its website. By virtue of that, the information presentation structure changed and the information management possibilities became broader.

Release calendars were published on the web earlier, too, but they were compiled separately for news releases, statistical publications, main indicators and the statistical database in the form of a static file for every single product. Besides that, a revised Release Calendar was compiled separately for every week. So, in order to find the release information of a particular domain, all calendars had to be looked through. Amendments to the weekly release calendar were published right before



the publication of data. The new solution is based on the database, this variant allows to manage the release information in one place and insert and publish amendments instantly at accrual basis. All other information systems, including the sections of the website, use this information. Users themselves can select the Release Calendar they need and it shall be dynamically generated on the web. Information on the web is updated on the basis of XML-transmission.

The Release Calendar can be displayed in eight views. The customer can select one or all object types as well as the wished time span of the Release Calendar. Weekly Calendar is displayed as the default option, however, on Fridays the next week's Calendar is already displayed. The list can be confined to a needed subject area. By displaying a selected type and subject area, e.g. the Release Calendar presenting the news releases or statistical database on prices by type/area/title, an overview sorted by reference period can be viewed. The main indicators according to International Monetary Fund's dissemination standard are not presented by subject areas because of different division of data. The selected view determines whether the Calendar is sorted by dates or content.

A click on the latest published news release title, on the title of a news release already published in the Release Calendar or news releases section, will open the relevant news release. A click on the title of a database object will open a window with a list of tables related to the particular object.

The Release Calendar covers a two years' period — the current year and the previous or next year. The next year's Calendar shall be approved and made public three months earlier, i.e. in September. As it is impossible to foresee all circumstances when preparing the Release Calendar, there sometimes arises a need to amend the already published Calendar. Customers are informed about the amendments made by adding a relevant explanation and revision date in the Footnotes section of a corresponding table.

MORE METADATA IN THE STATISTICAL DATABASE

Metadata, defined as data about data, are necessary for the statistical information system that supports the production of statistics, and also for producers and users of statistics. Metadata necessary for users of statistics are presented on the web.

Users of statistics need an overview about the content of website. General metadata, such as sitemap of the website, the news section, overview of statistical products, release calendar, links referring to other statistics-related websites, description of the statistical system, contact data, search system, etc. make the search of data possible. Statistical metadata such as the precise textual description of data, terms and definitions, description of methodology, classifications, description of statistical survey help to understand and interpret statistical information.

All official statistics published by Statistics Estonia are presented in the statistical database. Statistics are presented according to the internationally recognised model. This is a multidimensional structure, the so-called hyper-cube that presents also metadata in addition to numerical information. Numerical data must be furnished with high-quality information. In order to find the way in the statistical database and make use of data, the user needs metadata for the purpose of locating statistics and retrieval of data in the database. Metadata also help to identify, interpret and analyse data. An integral tree structure of statistical domains and sub-sections is needed for finding the required data. Locating of data in any database table presumes a precise description of the table dimensions (rows, columns). Footnotes of tables and additional information on the organisation and methodology of survey are needed for interpretation and analysis of data.

In case of a statistical table, metadata involve the title of table, labels of variables, dimensions and footnotes. Explanations essential for understanding the data are provided in the form of footnotes to tables. The database table including all attached footnotes must enable a common user and specialist to understand data in an unambiguous way. Statistics Estonia dedicates much time to the harmonisation of texts in database tables of the whole database. A specialist who needs a more detailed overview of statistics can find further information, i.e. definitions, description of methodology, classifications used in the survey, contact data, etc. under the link "Definitions and methodology" in the statistical database. The linked HTML-files form a textual base of additional information in the statistical database and by the end of 2008, 98% of database tables were supplemented with the above described additional information.

NEW CLASSIFICATIONS-RELATED TEXT SEARCH

The classification is a thorough and organised system of categories which are exhaustive, mutually exclusive and marked with codes consisting of numbers or letters. At the international level, classifications are distributed by application (economic activities, products and services, territories, etc.) and scale of use (international, regional, national).

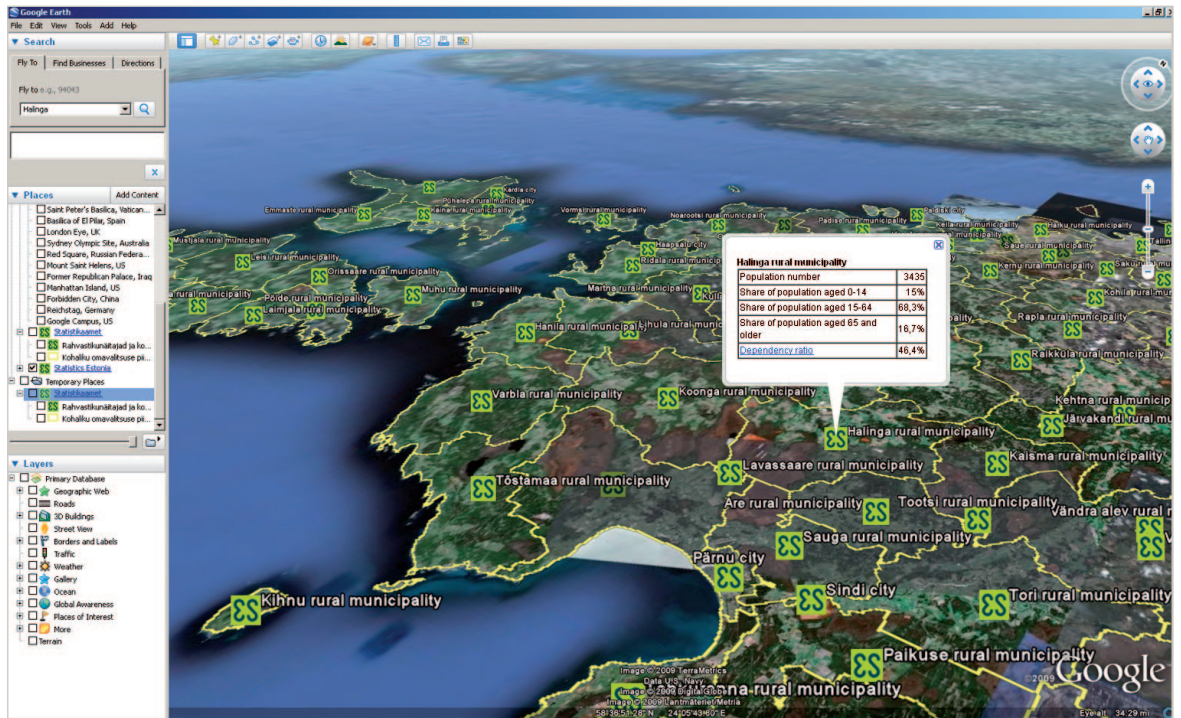
The Estonian classification system is coordinated by Statistics Estonia. Classifications are the main instrument in the production of statistics, therefore Statistics Estonia is obliged to present on its website an easy-to-use overview of classifications and the related correspondence tables. Classifications can be displayed on the web in different views (hierarchical, linear and a view of selected level) and can be downloaded in different formats. Pursuant to the regulation on the system of classifications, a classification and the correspondence table must be presented in the XML-format. The data model intended for the description of hierarchical systems designed by the Statistical Office of the European Communities (Eurostat) is employed in case of XML-format. Earlier, the classification-related text search function could only be used in the MS Excel format, but already in 2008 the classification-related text search could also be employed in the on-screen view of classification. A convenient code and text search is necessary for classification specialists, respondents as well as users of statistics.

INNOVATIVE GEOINFORMATION TECHNOLOGY PUT ESTONIA'S OFFICIAL STATISTICS ON THE WORLD MAP

The year 2009 is called the European Year of Creativity and Innovation. Creativity and a wish to act in a different way inspires Statistics Estonia to apply new technologies supporting the analysis and dissemination of location-based statistics. Employment of location-related statistics facilitates more competent decision-making at local, national as well as European level by relying on the spatial analysis interrelated with different domains. This presumes production of territory-centered statistics supplemented with geographic coordinates which give an opportunity to analyse location-based statistics in relation to other national spatial data by applying the most widespread types of GIS software.

At the beginning of 2009, Statistics Estonia made population statistics available by applying the free-of-charge web-based mapping application Google Earth which is gaining more and more popularity in Estonia and in the whole world. This way, users of statistics got hold of the information on their home town or rural municipality and an opportunity to compare it with the population indicators of their neighbouring local government. There are plans for 2009 to supplement the list of population indicators and add thematic maps of Estonia to Google Earth.

Presentation of location-related statistics with the mapping software Google Earth



Statistics Estonia hopes that presentation of statistics in Google Earth will enhance the level of knowledge about Estonia.

EASIER ACCESSIBILITY TO THE STATISTICS RELATED WITH LOCATION-BASED INFORMATION

Since 2008, users of statistics can choose necessary population indicators, but so far only from the data of the 2000 Population and Housing Census in a geocoded way by indicating the data resolution and suitable format of spatial data. The license agreement on data use and relevant data are forwarded to the user electronically. This service has increased the use of location-related demographic indicators. On the basis of these data, construction of road networks and the Defence Forces training areas have been planned, Estonia’s broadband infrastructure strategy for 2012 has been prepared, impact of air pollution on humans has been assessed, etc. The use of location-related statistics will hopefully help to rely more on facts when making decisions in preparing the strategies, plans and research aimed at the development of the society.

INCREASE IN THE USE OF ADMINISTRATIVE DATA

For producing official statistics, Statistics Estonia needs to collect data from natural persons as well as economic units (businesses, state and local government institutions, non-profit institutions, sole proprietors, etc.). If possible, Statistics Estonia uses the data collected in the state and other databases, the data created or collected in the course of activities of the state and local government units and legal persons (hereinafter “administrative data”) in case the structure and quality of the collected data suit for that respect. The Official Statistics Act also provides for the use of administrative data. One of the most essential aims of increasing the employment of administrative data is to reduce the data submission burden of respondents, and furthermore, to avoid collecting all over again the same data that have already been submitted to some state database.

In 2008, 168 statistical surveys were conducted. 54 of them (32%) were totally based on administrative data, in case of 19 surveys (11%) a part of data were collected from administrative databases and a part of data were directly asked from economic units or natural persons. In 2008, administrative data were taken into use in three surveys.

Data of the survey "Preprimary education" were earlier collected from kindergartens and other institutions providing preprimary education, but now these data are obtained from the Estonian educational information system EHIS (*Eesti Hariduse Infosüsteem*). The preprimary education module that was created within the system EHIS and a wish not to overburden respondents with duplicate data collection were the causes for the named transition.

With respect of the survey "Real estate", data were earlier collected from notaries, but in 2008 the real property transactions database of the Estonian Land Board was taken into use. The Land Board upgraded the query environment of the transactions database and due to that Statistics Estonia now receives a suitable set of data directly from the query environment. The possibility to use Land Board's data saves the time that was earlier dedicated to the collection and checking of data. This has also enabled to publish the relevant data a week earlier — in 2009 the data are published on the 42nd day upon the end of reference quarter.

The preliminary data of the survey "Sown areas" that were earlier collected from agricultural holdings are now received from the Agricultural Registers and Information Board (ARIB) and the final data on sown areas are collected from agricultural holdings with the survey "Crop farming".

To some extent, administrative data have already been employed in the survey "Livestock farming", whereas the quarterly data are received from ARIB. Furthermore, the organic farming-related data necessary for several agricultural surveys are provided by the Plant Production Inspectorate.

USE OF eSTAT HAS BEEN MADE MORE CONVENIENT

Statistics Estonia receives an ever growing proportion of data relevant for official statistics from administrative as well as other databases. But, databases will never contain all data necessary for production of statistics, therefore natural persons and economic units have to submit these data to Statistics Estonia themselves. To facilitate convenient data submission, Statistics Estonia has been contributing to the development of electronic data submission possibilities since 2006 when eSTAT was opened for economic units.

In 2008, eSTAT was supplemented with new improvements for data providers, the most essential of them are as follows:

- partially pre-filled report forms to save the data provider from entering the same data for several times. For example, if the quarterly report requires entering also the data concerning the end of previous quarter, these data are automatically displayed on the assumption that the particular economic unit submitted the report via eSTAT in the previous quarter. eSTAT also saves the codes selected from the Classification and, when the same kind of report is submitted on the next period, eSTAT automatically displays the list presented last time
- an opportunity to order reminder letters on the report submission deadlines to the main user's e-mail address
- an opportunity for economic units to update their own contact data, if needed. Earlier, respondents had to call or email to the Contact Centre of Statistics

Estonia to ask for insertion of necessary changes. Besides that, every half a year, the system automatically reminds respondents about the necessity to update contact data

- the new main users have an opportunity to apply electronically for the status of eSTAT main user
- eSTAT has developed from the data collection channel into the statistics dissemination channel — every economic unit can now see next to the submitted reports the link referring to the products and services of Statistics Estonia, and those who have submitted the report “EKOMAR 2008” in time and in compliance with the instruction, can receive from eSTAT the financial ratios related to their own economic unit

The interviewers of Statistics Estonia collect data from natural persons by means of laptop-assisted interviews. Statistics Estonia will conduct a larger scale test of web-based data presentation during the Population and Housing Pilot Census in September 2009. Depending on the results of this test, the web-based questionnaires will be introduced into other population surveys later on in the future.

STATISTICS ESTONIA HAS GIVEN UP PAPER-BASED REPORTS

All economic units are obliged to submit data to the Tax and Customs Board on an annual basis, but only a part of them have to submit data to Statistics Estonia as, in order to reduce the data submission burden of respondents, sample surveys are made use of in official statistics. This means that economic units are distributed into groups according to particular attributes (e.g. size and economic activity), a random sample is taken from every group (special statistical method) and data are collected only from those included in the random sample. Every year, a new list of this kind is compiled. Large enterprises are included in the referred list almost every year, but medium-sized or small enterprises may in some years be subject to reporting responsibility and in some years not.

Statistics Estonia must notify economic units of their reporting responsibility on an annual basis. The referred notification concerning the following year is sent out in the form of a letter somewhere around 15 December, the same notice is issued in the official publication *Ametlikud Teadaanded*. For years, Statistics Estonia used to attach paper-based report forms to relevant notification letters. No paper-based report forms were sent out to respondents for the year 2008 any more. In 2008, economic units were offered a possibility to submit all reports, with a few exceptions, via eSTAT, and the surveys conducted among respondents indicated their readiness to switch to the new data transmission channel.

Respondents could also use the option of printing out reports from Statistics Estonia’s website and submitting them by fax or post. In terms of efficiency, the electronic form of data transmission is considered preferable. Electronic data submission steps up production of statistics as the time dedicated to data entry is saved. In eSTAT, the report fulfilment procedures are monitored, thus the respondent is provided with a possibility to instantly correct the occurred mistakes. Consequently, the data processing personnel of Statistics Estonia do not have to contact enterprises for further specification of data.

Giving up the distribution of paper-based report forms led to a positive result, i.e. active accession to eSTAT. By the end of 2008, over 13,000 respondents submitted their reports via the electronic data transmission channel eSTAT and 35% of the total number of reports were received via eSTAT.

The Estonian youth association for nature conservation *Eesti Noorte Looduskaitse Ühing* also recognised this action by awarding a letter of appreciation to Statistics Estonia praising the institution for environmental-friendly attitude and expressing gratification for promoting paper-free data collection and electronic forms of records management procedures.

PREPARATIONS WERE MADE FOR TRANSITION TO THE CLASSIFICATION OF ECONOMIC ACTIVITIES EMTAK 2008

In order to ensure the comparability of statistical data, uniform classifications are used in the production of statistics. The Estonian Classification of Economic Activities (EMTAK) is used for classifying economic activities. It is based on NACE, the Statistical Classification of Economic Activities in the European Community. A rapid development of science and technology and structural changes in the economy condition a need for periodic updates of classifications.

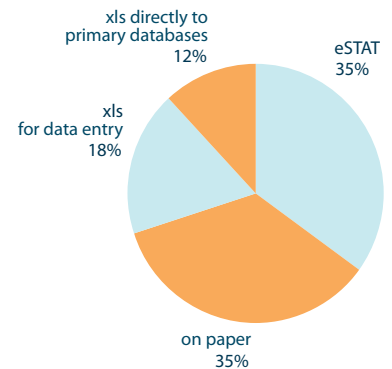
The Regulation (EC) No 1893/2006 of the European Parliament and of the Council, which has been applied since 1 January 2008, established an up-to-date version of the classification referred to as NACE Rev. 2. For state-specific purposes, the Member States use national classifications which are based on the Statistical Classification of Economic Activities in the European Community. In Estonia, the corresponding national classification of economic activities is EMTAK 2008. Previously, classification EMTAK 2003, based on the international classification NACE Rev. 1.1, was applied. The classification has been thoroughly changed — the section concerning service activities has undergone the most substantial change and provides now a more detailed structure of the higher levels of classification.

Transition to the new classification of economic activities has been a long process, the first phase of which was the development of national classification in 2006. The new classification shall be introduced into the production of statistics stage by stage during the period 2009–2011 in accordance with the time schedule specified in the Regulation. The first database having introduced the classification was Business Register for Statistical Purposes where all economic units are classified according to EMTAK 2008 and EMTAK 2003 since 1 January 2008. Next, short-term statistics (the 2009 monthly and quarterly statistics) shall be published according to the new classification. Annual statistics (regarding the year 2008) shall follow. Finally, national accounts shall switch over to the new classification.

For ensuring comparability, recalculated time series are planned to be published in parallel with the statistics of new periods. Preparations for recalculating time series were started in 2007. The basic recalculation method was recoding of the activities of economic units in microdata bases. In case of earlier periods, recalculation of aggregated data with the help of transitional matrices was also used. The purpose is to publish recalculated time series simultaneously with the data of a new period. By economic activities, statistics are mainly published on the domains of the economy, but also on the domains of the environment and social life. The first time series recalculated by EMTAK 2008 were published in the statistical database in February 2009.

In order to make recalculations in the field of social life, economic activities were double-coded in all social surveys during 2007–2008. On the basis of databases coded according to two different classifications, a glossary was compiled with the help of which the databases of earlier years were partially recoded automatically. In earlier years, the descriptions of economic activities were provided in the form of a text supplemented with the EMTAK 2003 code. For recoding, the glossary-assisted automatic recoding was applied, the rest of records were coded manually.

Report submission of economic units by channel, 2008



In the field of economy, recoding of microdata is mainly applied to recalculation of time series. The microdata recoding method is the most accurate but at the same time the most labour-intensive method.

In a small country, where every group of economic activities contains a small number of enterprises, the application of approximate methods may lead to a big error which cannot occur when employing a detailed method applied at the microdata level. In practice, the recoded frames of economic units of different years were applied. This means that every economic unit has been attributed the EMTAK 2003 and EMTAK 2008 main activity codes of respective years. In the databases, developed as a result of linking the frame data with the microdata base of survey, the main activity of every unit was coded by the previous as well as new classification. On the basis of the database supplemented according to the method described above, tables for the statistical database are compiled pursuant to EMTAK 2008.

UPDATING OF THE LEGAL FRAMEWORK OF OFFICIAL STATISTICS HAS BEGUN

Production of official statistics is governed by three acts ((Official Statistics Act (1997), Population and Housing Census Act (1998), Agricultural Census Act (2000)) and by a number of regulations of the Government of the Republic and Minister of Finance grounded on the abovementioned acts. All this legislation has been repeatedly amended, e.g. after passing and amendment of the Personal Data Protection Act and Public Information Act. However, these legal acts contain matters which can evoke different interpretations, and a lot of provisions, in particular in the census-related acts, are not topical any more. Besides that, the European Union statistics experts have pointed out shortcomings detected in the process of peer review of Estonian statistical system. These shortcomings mainly result from the fact that the current Official Statistics Act is rather general by nature. The referred Act does not provide for the rights of the Director General of Statistics Estonia, neither does it provide for his role in the democratic society, the independence of official statistics is not adequately guaranteed as long as the report forms used for official statistics are approved by the Minister of Finance and the list of data collected and used in conducting statistical surveys is approved by the Government.

Thus, on 23 May 2008 the Minister of Finance set up an inter-institutional working group with the objective to analyse the legislation related to production of official statistics and the relevant implementation problems, and proceeding from that, to compile a draft Act specifying the principles of official statistics. The working group must introduce the relevant draft Act to the Government of the Republic for endorsement in the second quarter of 2009. In view of the necessity to build contemporary legal grounds for the preparations of Population and Housing Census, the new Act should be implemented at the beginning of 2010. Representatives of Statistics Estonia are also involved in the working group. Their task is to ensure that the drafted Act is applicable in practice.

Users of statistics

REDUCTION OF THE NUMBER OF PUBLICATIONS BROUGHT ALONG AN INCREASE IN THE NUMBER OF DISSEMINATED COPIES

The aim of Statistics Estonia is to enhance the consumer-friendliness of its products and services. To provide users of statistics with a quick access to published statistics, all statistics are first of all published in the database on Statistics Estonia's website. In printed publications issued later emphasis is laid in particular on analysis.

In 2008, Statistics Estonia significantly reduced the number of publications by putting an end to e-publication of monthly and quarterly bulletins and issue of several annual publications of multidomain statistics, continuing only with publications of analytical orientation. Thus, in 2008, 20 titles of publications were issued (against 30 in 2007). At the same time, the number of disseminated copies, which had steadily grown since 2004, pursued the same trend. In conclusion, the public use of official statistics increased.

The pocket-sized reference book "Minifacts about Estonia" (incl. in Russian, German and French) again appeared to be the most popular statistical publication. The statistical collection "Aegamööda asi kaunis", issued to celebrate the 90th anniversary of the Republic of Estonia, which characterised the accomplishments and history of Estonia in figures was rated as the second by the number of disseminated copies. Additionally, the first five top publications included the pocket-sized reference books "Estonia, Latvia, Lithuania in Figures", "Keskkond arvudes. Environment in Figures" and "Eesti statistika aastaraamat. Statistical Yearbook of Estonia".

BUSINESSES ARE CONTINUOUSLY THE MOST FREQUENT USERS OF STATISTICS

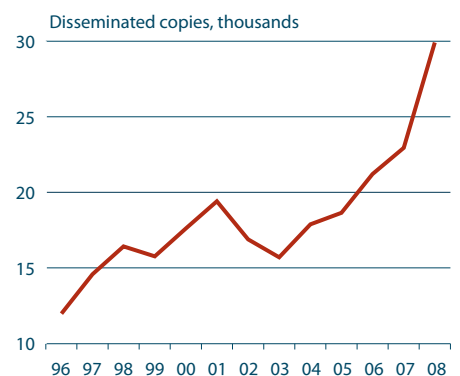
In 2008, like before, businesses, unions and foundations accounted for more than a half of users ordering statistical publications and submitting requests and orders for information. Public institutions hold the second place by the number of ordered publications (17%) with the relevant proportion being a bit larger than in 2007 (12%). Regarding the submitted requests and orders for information, private persons position as the second (26%) after businesses.

The majority of submitted requests and orders for information concerned the domains of foreign trade, financial statistics of enterprises, population, labour market and price statistics. In total, more than 2,200 orders and requests for information were fulfilled by Statistics Estonia which makes almost the same amount as in previous years.

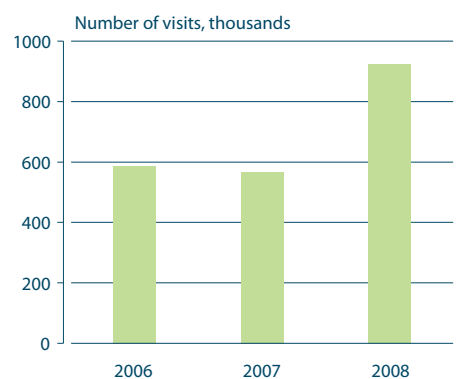
THE WEBSITE OF STATISTICS ESTONIA WAS VIEWED NEARLY FOR MILLION TIMES DURING THE YEAR

The website of Statistics Estonia is the most essential source of official statistics. On this website one can access all statistics subject to publication as well as the information necessary for respondents. The number of website visits has grown year by year. In 2008, the number of visits grew almost twice and nearly reached the one million line. The frequency of using statistics has also grown — in some months, the statistical database on the website was visited for more than 90,000 times.

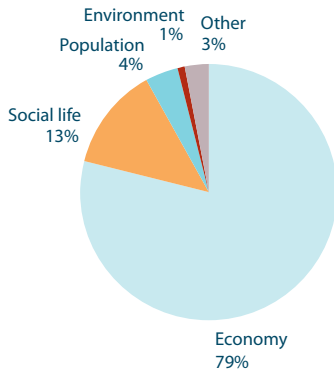
Dissemination of Statistics Estonia's publications, 1996–2008



Visits to Statistics Estonia's website, 2006–2008



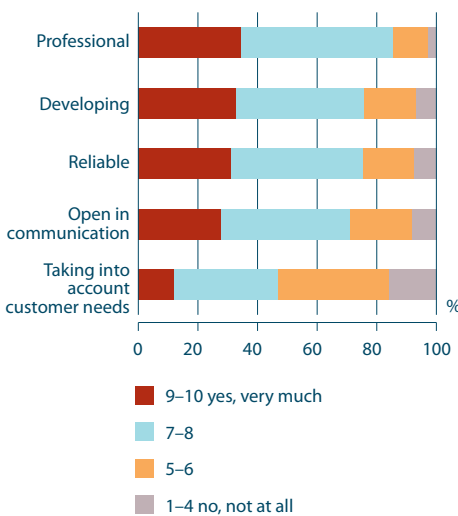
Media reflections by statistical domain, 2008



THE PROPORTION OF MEDIA REFLECTIONS ON OFFICIAL STATISTICS HAS GROWN BY A THIRD

The press forms a small but important proportion of the users of statistics as official statistics is made available to a wider public via media. Statistics Estonia publishes news releases on the statistics that attract wider public interest. In 2008, 146 or about 12 news releases per month were published — as many as during the last three years. The majority of news releases were also reflected in the media. As the media channels reflected Statistics Estonia and official statistics for 4,300 times in 2008, thus making up approximately 12 media reflections based on or discussing official statistics per day. The total number of media reflections grew by nearly a third compared to 2007. Media reflections on news releases accounted for over a half of the total number. Like before, official statistics were mainly mediated in online-news (nearly a half of the total number of media reflections in 2008), national and local daily newspapers followed. Economy-related statistics is predominantly the most popular domain, accounting for nearly 80% of the total number of media reflections similarly with previous years.

Assessment of Statistics Estonia as the provider of statistical information, 2008



ORGANISATION OF USER SURVEYS

Adhering to a years' long tradition, Statistics Estonia conducted two user surveys also in 2008: the Statistical Database Survey and the User Survey of Official Statistics Estonia. The abstracts of both surveys have been published on Statistics Estonia's website <http://www.stat.ee/user-surveys>.

The aim of the Statistical Database Survey is to study the opinions of database users about the user-friendliness of database and to find out users' preferences while searching for data in the database. The survey was conducted in May and June, 550 database users filled out the web-based questionnaire. As a result of the survey, several useful suggestions were gained for the development of database, incl. furnishing of the list of database tables with a selection of languages (Estonian or English), recording a video on the use of database, improvement of navigation possibilities, etc. A part of suggestions have already been implemented in the database, a part of them will be implemented in the longer run and reach the users later.

The aim of the User Survey of Official Statistics Estonia was to get information about the user satisfaction with official statistics and the relevant quality. The target group of survey involved ministries and the government agencies under their jurisdiction, committees of the *Riigikogu* (Parliament), other public sector organisations, county governments, local governments of two larger cities, research and educational institutions, international organisations, businesses, banks, the media and non-profit associations, unions, etc.). In September and October, 114 persons filled out the 13 questions of web-based questionnaire. Compared to the results of the similar survey conducted in 2006, the 2008 Survey proved that, in general, the work of Statistics Estonia is rated higher than in the similar 2006 survey (the average of grades given on the 10-point scale rose from 6.1 points to 7.3 points, whereas, like in 2006, the majority of grades were in the range of 7 to 10 points). Statistics Estonia was predominantly characterized by positive assessments (87%). Reliability, professionalism and accuracy were pointed out most frequently.

STATISTICS ESTONIA MADE THE PRINCIPLES OF STATISTICS TRAINING COURSES KNOWN

One of the aims of Statistics Estonia is to enhance the level of statistical literacy. To notify users of the accessibility of statistics, Statistics Estonia organised



Students taking interest in “*Eesti statistika aastaraamat*. Statistical Yearbook of Estonia” on the Entrepreneurship Day

ten training sessions on statistics in 2008. Five training sessions were meant for university students, one for economy analysts, one for journalists, one for the public sector personnel managers, one for the department heads of the Tax and Customs Board and one for the customer service employees of the Tallinn Entrepreneurship Board. In addition, three training sessions were arranged for respondents submitting Intrastat reports; and presentations of the publications “Social Trends 4” and “*Linnad ja vallad arvudes. 2007. Cities and Rural Municipalities in Figures*” and “*Rahvastik. 2005–2006. Population*” were organised.

To provide users with information on the social surveys organised by Statistics Estonia and with the results of surveys, the next regular partner day on social surveys was arranged — the event attracted a full house. This time, too, the participants gave extremely positive feedback on the event and almost everybody expressed their wish to take part in similar future events. As users of statistics take a great interest in the presentations organised by Statistics Estonia, there are plans to arrange them in future, too.

The principles of statistics training courses issued in 2008 and the introductory overviews of offered training modules have been published on Statistics Estonia’s website <http://www.stat.ee/statistics-training>.

THE ANNUAL CONFERENCE OF THE ESTONIAN STATISTICAL SOCIETY WAS HELD IN COOPERATION WITH THE ESTONIAN ASSOCIATION FOR QUALITY

In April 2008, Statistics Estonia organized the conference “*Kvaliteedistatistika ja statistika kvaliteet*” (quality statistics and quality in statistics) in cooperation with the Estonian Statistical Society and Estonian Association for Quality. The aim of the conference was to pursue a discussion about quality management and acknowledge the importance of quality statistics and the relevant impact on management-related decisions. This was the 20th conference in the series of Estonian Statistics Society conferences and saw the most active attendance of the last years.

Statistics Estonia took an active part in organising the GIS Day and promoted its activities by delivering a presentation and advertising its products and/or services in thematic booths at several conferences or other events, incl. the tourism seminar, days of cities and rural municipalities, the annual conference of food industry, conference of small cities of Estonia, information policy forum on the recurrent use of public information, the social welfare conference, productivity day, seminar "Personal Data Protection Act and its Implementation in enterprises", information day of specialised libraries, Tallinn Entrepreneurship Day, conference "Women's Contribution to the Development of the 21st Century World", the Tallinn University Book Fair, etc.

15th ANNIVERSARY OF THE INFORMATION CENTRE OF STATISTICS ESTONIA

On 1 September 2008, the Information Centre of Statistics Estonia celebrated its 15th anniversary. An exhibition introducing the history and funds of Information Centre was organised to mark this event. The aim of Information Centre is to communicate official statistics to users of statistics and help them in a better understanding of figures and the relevant background. The Information Centre provides statistical consultations and has also a library which maintains the biggest collection of statistical publications issued in Estonia and those issued by other international organisations. The library fund contains over 22,000 library units and the oldest of them date back to the year 1920. In 2006, Statistics Estonia opened the Information Centre also in Tartu.



To celebrate the 15th anniversary of the Information Centre, an exhibition was arranged to introduce the history and collections of the Centre

Personnel of Statistics Estonia

NUMBER AND STRUCTURE OF EMPLOYEES, AND TRENDS

In 2008, the structure of Statistics Estonia comprised 394.5 staff positions. In 2008, on average 427 officials worked for Statistics Estonia, including ten non-staff officials and 16 support staff officials. Compared to 2007, the number of officials decreased by 24 persons. Temporarily, seven employees were employed for some months on the basis of contract of services to support works in the framework of different projects.

As before, female officials prevail in Statistics Estonia. They comprise 85% of all officials. The majority or 85% of officials have higher education (incl. 11% of them holding the Master's level degree according to the 3+2 years system, and 2% holding the Doctoral level degree), 5% have professional secondary education and 10% — secondary education.

As before, the majority of support staff and officials are 51–60-year-olds: as of 31 December 2008, 31% of officials and 37% of support staff belonged to the referred age group. Compared to the year-end of 2007, the share of 21–30-year-olds has decreased — a year ago the respective percentage was 22%, but now — 19%. This is a worrisome trend.

In 2008, the labour turnover in Statistics Estonia remained at the level of 2007.

Labour turnover ^a , 2004–2008 (percentages)					
Group of officials	2004	2005	2006	2007	2008
Higher officials	11.0	11.0	2.4	12.0	11.1
Senior officials	11.3	8.0	12.9	16.0	17.1
Junior officials	33.0	11.0	0.0	0.0	0.0
Support staff officials	8.0	0.0	13.6	25.6	20.7
Other non-staff officials	12.6	10.3	11.7	37.5	50.0
Total turnover	12.6	10.3	11.7	17.6 ^b	17.7
Turnover excl. non-staff officials	... ^c	... ^c	... ^c	16.9 ^b	16.6

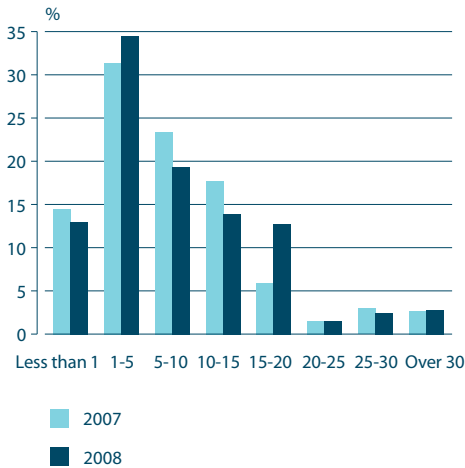
As of 31 December 2008, the majority of Statistics Estonia's personnel, i.e. 34%, had 1–5 years of in-house service. Compared to 2007, the share of the referred group has grown, at the same time the proportions of personnel having 5–10 years or 10–15 years of service have decreased.

^a The number of persons who have resigned from the service is divided by the average number of employees and multiplied by 100. Only the persons who have resigned from the service on their own initiative and those who have been dismissed (e.g. released from the service due to age) are included; the employees who have resigned from the service by agreement of the parties, because of expiry of agreement, unsatisfactory results of the probationary period and unsuitability for office are not included in the table.

^b Compared to the data published in Annual Report 2007, the personnel turnover calculation method has been revised and, non-staff officials who have worked for Statistics Estonia temporarily, i.e. for some months, on the basis of contract of services have been excluded from calculations in 2007 as well as in 2008 for the purpose of correctness.

^c Data not available or uncertain for publication.

Distribution of Statistics Estonia's officials by in-house length of service as of 31 December 2007, 2008



CHANGES IN THE STRUCTURE

The last structural change in Statistics Estonia took effect on 1 January 2008, when the national register of death causes went under the jurisdiction of the Ministry of Social Affairs to bring the situation in conformity with legislation. As a result, the number of positions of Population and Social Statistics Department was reduced by four posts related to this register. The dismissed officials were offered work under the jurisdiction of the Ministry of Social Affairs. In the framework of the same structural change, the Population and Housing Census Service was set up within the Population and Social Statistics Department and the posts related to preparations of the 2011 Population and Housing Census that had been in the composition of another unit within the same department, were transferred to the newly established service. The sphere of responsibility of the Head of the created service involves project-based management of the 2011 Population and Housing Census on the part of Statistics Estonia.

REARRANGEMENT OF THE PERFORMANCE MANAGEMENT AND FEEDBACK PROCESSES CONTINUES

For the second time, after a two-year interval, the employee satisfaction survey was organised at the beginning of 2008. Feedback was provided to the whole organisation, but the personnel specialists talked to all managers and heads in person and organised feedback presentations to all interested units. Relying on the results of satisfaction survey, more essential activity directions were specified. A small competitive strength of wages and salaries was the most important problem, but as the wage increase was impossible due to the restricted budget, focus was laid on the promotion of values and non-material incentives.

In December 2007, Statistics Estonia established and implemented the institution's remuneration principles which constituted a base for performance pay and performance management. Performance of employees was evaluated on the basis of a six-month performance period. Performance pay was paid to employees for the first time in February and next in September 2008. A procedure was established according to which employee performance appraisals were and will be held upon the end of each performance period, besides that also employee evaluations are carried out with the aim to support the development of employees.

AVERAGE MONTHLY GROSS WAGES AND SALARIES

In 2008 the average gross wages and salaries, with all remuneration included, of a full-time official comprised 13,712 kroons, incl. the average result-based remuneration of 8.5%.

OTHER INCENTIVES

In 2008, as before, attention was paid to the sporting possibilities and health of Statistics Estonia's employees. The sporting incentives^a offered by Statistics Estonia became more and more popular.

The Winter Sports Day organised by the General Government and Financial Sector Statistics Department was held for a third successive year in 2008. On this Winter Sports Day, held in the forests and on the ski tracks near the Aegviidu recreation

^a In 2008, officials had an opportunity to go in for sports under favourable conditions in the sports club of Idakeskus in Tallinn. In cooperation with Fosdec Sportfit OÜ, sporting possibilities under favourable conditions were offered all over Estonia. Because of budgetary deficit, the mentioned incentive is not granted any more.



Statistics Estonia's employees and their families playing volleyball during the Summer Days held on the island of Naissaare

centre, several competitions, hikes for grown-ups and children were on the programme. The Data Collection Department organised the Summer Days, full of activities, on the island of Naissaare. The Personnel Department organised the children's Christmas party at the hippodrome. Because of restricted budget, the employees' Christmas party was cancelled in 2008. On the initiative of Marketing and Dissemination Department, every department was presented with a selection of gingerbreads and nuts and every employee was given a big gingerbread decorated with Statistics Estonia's logo for Christmas.

TRAINING OF EMPLOYEES AS IMPORTANT AS BEFORE

376 officials participated in trainings on altogether 1,203 cases, i.e. every employee who participated in trainings, attended them on average for 3.1 times. In terms of duration, the majority of trainings or 60% were tailored-made courses, followed by open courses (28%) and in-house courses (12%). From the perspective of domains, the training courses related to the institution's primary activity accounted for the biggest share, involving courses for interviewers, statistics-themed seminars and conferences in Estonia, but international conferences abroad as well as statistics-themed foreign courses in the framework of the Eurostat organised European Statistical Training Programme were also attended. There were quite a lot of courses on communication psychology, computer skills and IT courses. Training courses were also provided to the management level employees (incl. trainings in co-vision groups were started). Besides, the European Union Social Funds-assisted training project on Statistics Estonia values targeted to educate the whole personnel of Statistics Estonia was started and it will be continued in 2009.

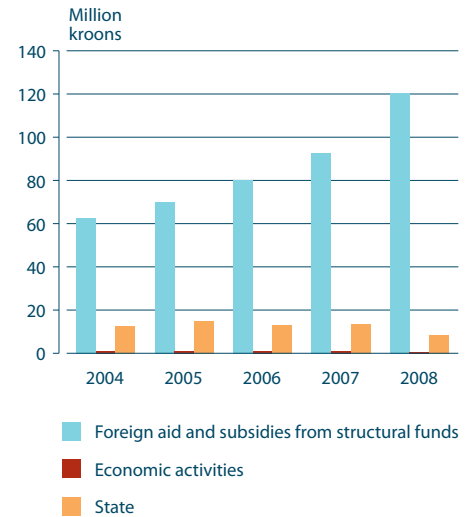
Financing of Statistics Estonia

Statistics Estonia's operating expenses and investments, 2004–2008 (thousand kroons)					
	2004	2005	2006	2007	2008
Total expenditure	75 910.7	85 861.5	93 921.9	106 971.2	129 429.6
operating expenses	74 192.4	85 861.5	90 521.3	103 302.4	118 688.6
IT-investments	1 718.3	0.0	3 400.6	3 668.8	10 741.0
Expenditure from the state revenue	62 536.5	69 843.4	80 145.1	92 507.2	120 364.1
operating expenses	62 378.9	69 843.4	76 744.5	88 838.4	109 623.1
personnel costs	42 976.9	50 413.8	56 695.7	69 103.1	86 661.1
administration costs	19 402.0	19 429.6	20 048.8	19 735.3	22 962.0
IT-investments	157.6	0.0	3 400.6	3 668.8	10 741.0
Expenditure from the revenue of economic activities	883.2	944.0	911.4	1 067.7	624.9
operating expenses	883.2	944.0	911.4	1 067.7	624.9
personnel costs	360.3	186.5	597.2	442.0	280.1
administration costs	522.9	757.5	314.2	625.7	344.8
Expenditure from the subsidies of EU structural funds	12 491.0	15 074.1	12 865.4	13 396.3	8 440.6
operating expenses	10 930.3	15 074.1	12 865.4	13 396.3	8 440.6
personnel costs	2 758.3	8 272.4	6 534.2	9 446.4	3 899.0
administration costs	8 172.0	6 801.7	6 331.2	3 949.9	4 541.6
IT-investments	1 560.7	0.0	0.0	0.0	0.0

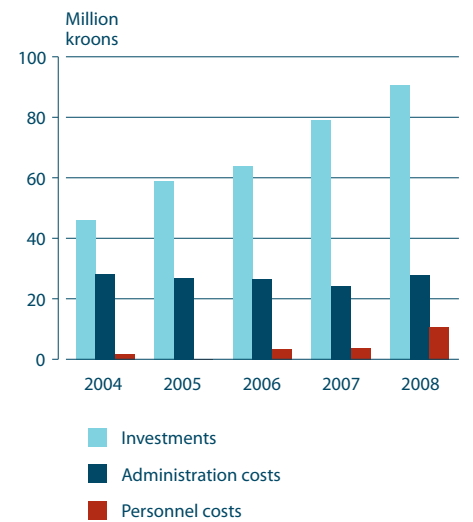
The total financing of Statistics Estonia’s operations in 2008 accounted for 129.4 million kroons, of which 6.3 million kroons were related to preparations for the 2011 Population and Housing Census. Compared to 2007, the expenses increased by 22.4 million kroons or 20.9%. The expenses grew because of the financing of Population and Housing Census, increase in the volume of investments and bigger personnel costs conditioned by the salary adjustment implemented at the beginning of the year.

In 2008, two budget amendments were made as a result of which the budget size decreased by 9.7 million kroons and, in order to fulfil investment commitments, 4.5 million kroons were transferred from operating expenses to investments.

Sources of financing, 2004–2008



Expenses, 2004–2008



Publications 2008

PRINTED PUBLICATIONS

Aegamööda asi kaunis. Statistical collection

Eesti Statistika aastaraamat 2008. Statistical Yearbook of Estonia (also on CD-ROM)

Eesti Statistika Kuukiri. Monthly Bulletin of Estonian Statistics

Estonia, Latvia, Lithuania in Figures 2008 (pocket-sized reference book)

Estonija. Faktõ i Tsifrõ 2008 (pocket-sized reference book)

Ettevõtlus. Business

Keskkond arvudes. 2007. Environment in Figures

Keskkonnasurve näitajad. 2007. Indicators of Environmental Pressure

Lapsed. Children

Linnad ja vallad arvudes. 2008. Cities and Rural Municipalities in Figures

Maakonnad arvudes. 2003–2007. Counties in Figures

Minifacts about Estonia 2008 (pocket-sized reference book)

Mini-faits sur l'Estonie 2008 (pocket-sized reference book)

Minifakten über Estland 2008 (pocket-sized reference book)

Naised ja mehed. 2007. Women and Men (pocket-sized reference book)

Pilk tööellu. A Glimpse into the Working Life

Põllumajandus arvudes. 2007. Agriculture in Figures (pocket-sized reference book)

Sotsiaalelu arvudes. 2007. Social Life in Figures (pocket-sized reference book)

Teadus- ja arendustegevus. 2006. Research and Development

Turism. Majutus. 2007. Tourism. Accommodation

E-PUBLICATIONS

Eesti Põhilised Sotsiaal- ja Majandusnäitajad.

Main Social and Economic Indicators of Estonia (monthly bulletin)

Ehitushinnaindeks. Construction Price Index (monthly bulletin)

Ettevõtlus. Business (monthly bulletin)

Loomakasvatus (livestock farming) (monthly bulletin)

INFORMATION SHEETS (only in Estonian)

Ettevõtluse demograafia (business demography)

Integratsioon Eestis (integration in Estonia)

Loomemajandus (creative industries)

Naised ja mehed palgatöäjõus (females and males as wage and salary earners)

Täiskasvanute koolitus ettevõtetes (training of adults in enterprises)



Translated and edited by Heli Taaraste

Design and layout by Maris Valk

Published by Statistics Estonia, 15 Endla St, 15174 Tallinn

ISSN 1736-4051

Copyright: Statistics Estonia 2009

When using or quoting the data included in
this issue, please indicate the source