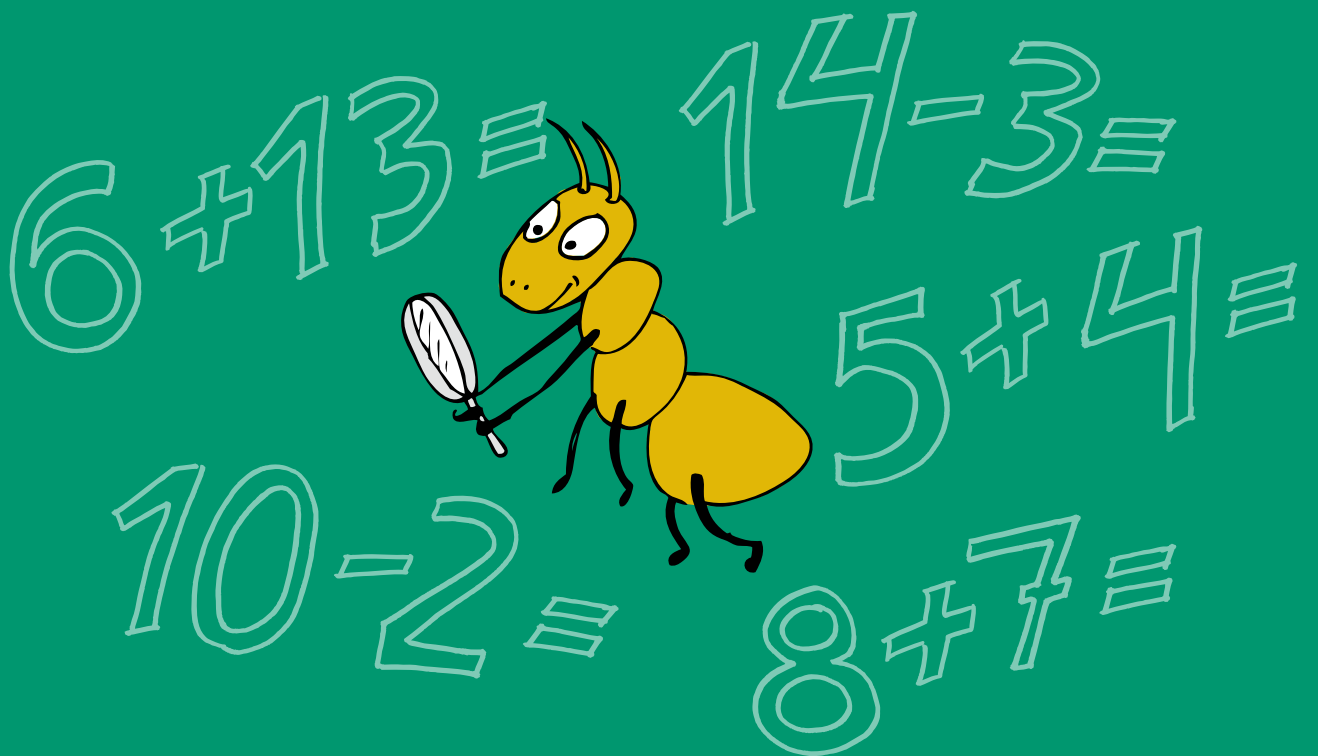


Meelika Maila, Kadri Männiksaar  
Eve Värvi, Anneli Areng

# MATEMAATIKA

TÖÖRAAMAT 3. KLASSILE

II OSA



# MATEMAATIKA


TÖÖRAAMAT 3. KLASSILE

II OSA

Tartu 2021



HARIDUS- JA NOORTEAMET



Hariduslike erivajadustega  
õpilaste õppevara arendamine

Meelika Maila, Kadri Männiksaar, Eve Värvi, Anneli Areng  
Matemaatika tööraamat 3. klassile, 2. osa (ajakohastatud kordustrükk)

Õppematerjali „Matemaatika tööraamat 3. klassile“ koostamisel on arvestatud põhikooli lihtsustatud riikliku õppekava lihtsustatud õppe 3. klassi matemaatika ainekavas esitatud nõudeid. Õppematerjal sobib kasutamiseks ka põhikooli riikliku õppekava järgi õppijate õppe diferentseerimisel, individuaalse õppekava (IÕK) alusel õppijate ning muukeelsete õpilaste õpetamisel.

Retsenseerinud Hannes Jukk, Merle Varik

Kaane kujundanud Ege Taškin  
Keeletoimetaja Kairit Henno  
Küljendaja Irina Gron  
Kunstnik Piret Tagel

Välja andnud Haridus- ja Noorteamet, 2021

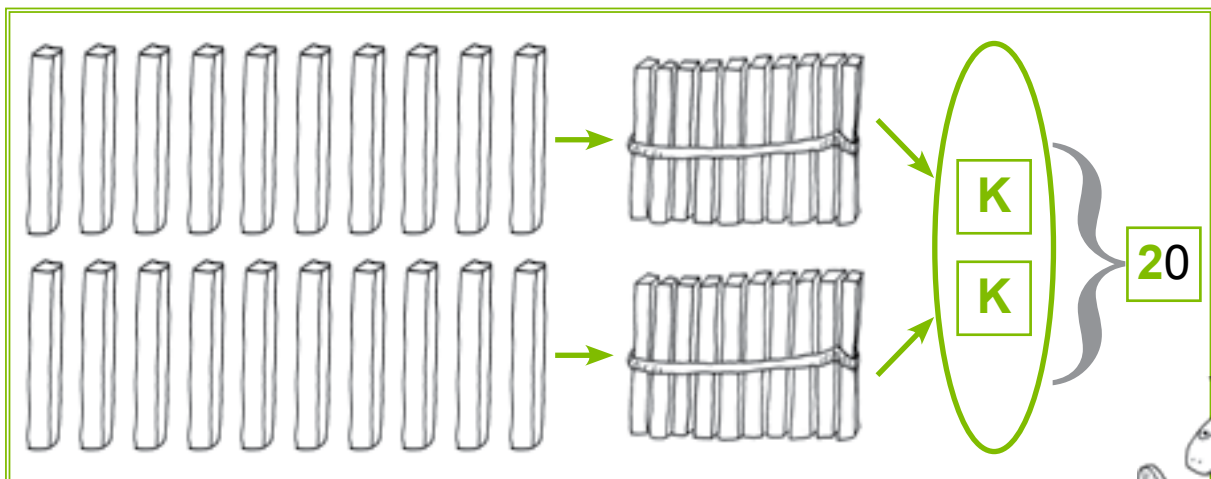
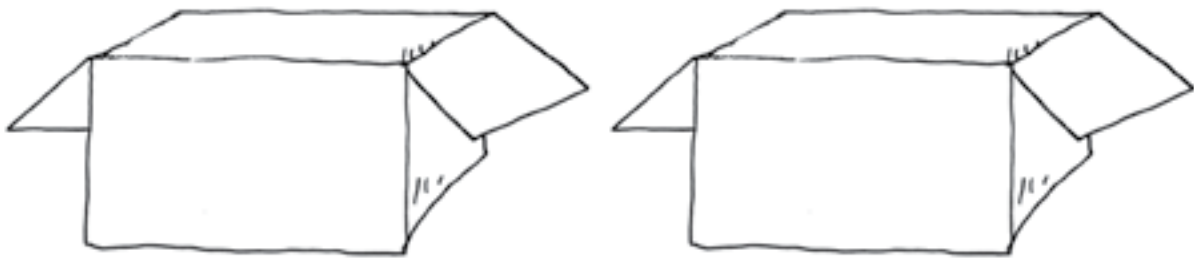
CC-BY-SA 3,0

ISBN 978-9916-9531-7-4 (I osa)  
ISBN 978-9916-9531-8-1 (I osa: pdf)  
ISBN 978-9916-9531-9-8 (II osa)  
ISBN 978-9916-670-00-2 (II osa: pdf)  
ISBN 978-9916-670-01-9 (III osa)  
ISBN 978-9916-670-02-6 (III osa: pdf)  
ISBN 978-9916-670-03-3 (IV osa)  
ISBN 978-9916-670-04-0 (IV osa: pdf)


Ajakohastatud trükiettevalmistus ja trükk: OÜ Atlex  
Kivi 23  
51009 Tartu  
Tel 734 9099  
Faks 734 8915  
atlex@atlex.ee  
www.atlex.ee

# ARVUD 100-NI

1. Jaota pallid kümne kaupa karpidesse.





$$1 K + 1 K = \dots K$$
$$10 \ddot{U} + 10 \ddot{U} = \dots \ddot{U}$$







# TÄISKÜMNED 100-NI

## 2. Täida lüngad.

	$10 \text{ Ü} = \dots\dots \text{ K}$
---	---------------------------------------

	$20 \text{ Ü} = \dots\dots \text{ K}$
	$2 \text{ K} = \dots\dots \text{ Ü}$
$1 \text{ K} + 1 \text{ K} = \dots\dots \text{ K}$	
$10 \text{ Ü} + 10 \text{ Ü} = \dots\dots \text{ Ü}$	

	$30 \text{ Ü} = \dots\dots \text{ K}$
	$3 \text{ K} = \dots\dots \text{ Ü}$
$2 \text{ K} + 1 \text{ K} = \dots\dots \text{ K}$	
$20 \text{ Ü} + 10 \text{ Ü} = \dots\dots \text{ Ü}$	

	$40 \text{ Ü} = \dots\dots \text{ K}$
	$4 \text{ K} = \dots\dots \text{ Ü}$
$3 \text{ K} + 1 \text{ K} = \dots\dots \text{ K}$	
$30 \text{ Ü} + 10 \text{ Ü} = \dots\dots \text{ Ü}$	

$50 \text{ Ü} = \dots \text{ K}$   
 $5 \text{ K} = \dots \text{ Ü}$

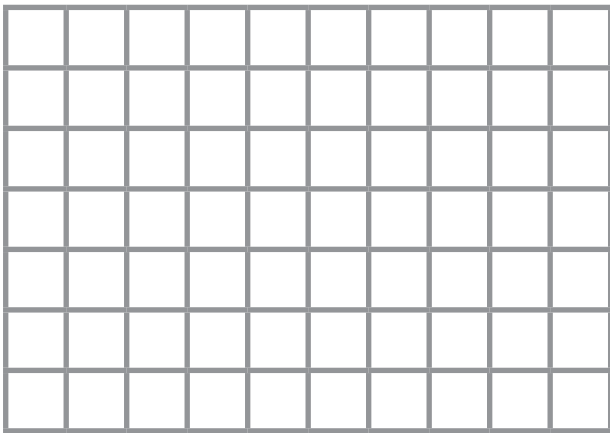
$4 \text{ K} + 1 \text{ K} = \dots \text{ K}$   
 $40 \text{ Ü} + 10 \text{ Ü} = \dots \text{ Ü}$

$60 \text{ Ü} = \dots \text{ K}$   
 $6 \text{ K} = \dots \text{ Ü}$

$5 \text{ K} + 1 \text{ K} = \dots \text{ K}$   
 $50 \text{ Ü} + 10 \text{ Ü} = \dots \text{ Ü}$

$70 \text{ Ü} = \dots \text{ K}$   
 $7 \text{ K} = \dots \text{ Ü}$

$6 \text{ K} + 1 \text{ K} = \dots \text{ K}$   
 $60 \text{ Ü} + 10 \text{ Ü} = \dots \text{ Ü}$




$$80 \text{ Ü} = \dots\dots \text{ K}$$

$$8 \text{ K} = \dots\dots \text{ Ü}$$



$$7 \text{ K} + 1 \text{ K} = \dots\dots \text{ K}$$

$$70 \text{ Ü} + 10 \text{ Ü} = \dots\dots \text{ Ü}$$




$$90 \text{ Ü} = \dots\dots \text{ K}$$

$$9 \text{ K} = \dots\dots \text{ Ü}$$



$$8 \text{ K} + 1 \text{ K} = \dots\dots \text{ K}$$

$$80 \text{ Ü} + 10 \text{ Ü} = \dots\dots \text{ Ü}$$



$$100 \text{ Ü} = \dots\dots \text{K}$$

$$100 \text{ Ü} = \dots\dots \text{S}$$

$$10 \text{ K} = \dots\dots \text{Ü}$$

$$1 \text{ S} = \dots\dots \text{Ü}$$



$$9 \text{ K} + 1 \text{ K} = \dots\dots \text{K}$$

$$90 \text{ Ü} + 10 \text{ Ü} = \dots\dots\dots \text{Ü}$$



**JÄTA  
MEELDE!**

●	●	●	●	●	●	●	●	●	●	10
●	●	●	●	●	●	●	●	●	●	20
●	●	●	●	●	●	●	●	●	●	30
●	●	●	●	●	●	●	●	●	●	40
●	●	●	●	●	●	●	●	●	●	50
●	●	●	●	●	●	●	●	●	●	60
●	●	●	●	●	●	●	●	●	●	70
●	●	●	●	●	●	●	●	●	●	80
●	●	●	●	●	●	●	●	●	●	90
●	●	●	●	●	●	●	●	●	●	100




## JÄTA MEELDE!



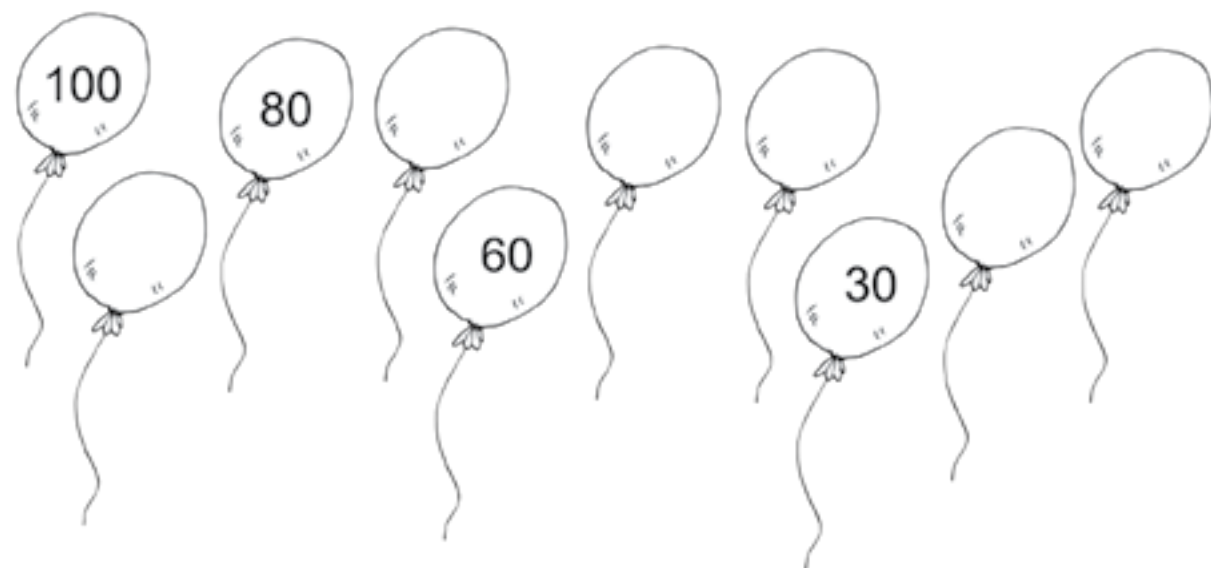
1	2	3	4	5	6	7	8	9	10
---	---	---	---	---	---	---	---	---	----

10	20	30	40	50	60	70	80	90	100
----	----	----	----	----	----	----	----	----	-----



### 3. Kirjuta puuduvad täis-kümned.



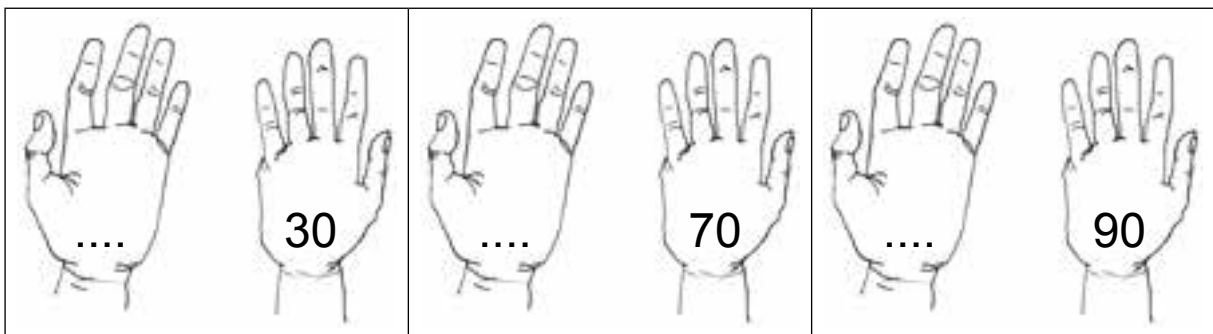
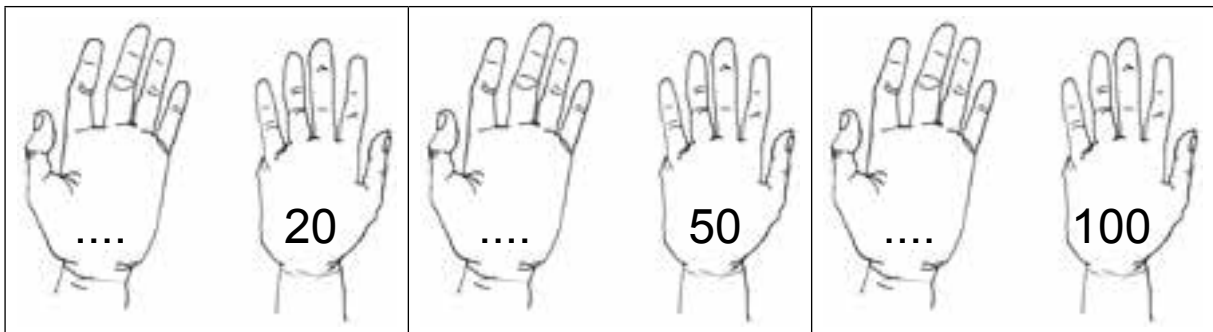
### 4. Kirjuta puuduvad täis-kümned.




**5. Kirjuta antud arvule järgnev täis-kümme.**



**6. Kirjuta antud arvule eelnev täis-kümme.**









7. Kirjuta antud arvule eelnev ja järgnev täis-kümme.



# TÄISKÜMNETE VÕRDLEMINE 100 PIIRES

## 8. Loenda kümne kaupa.

		
		
Kokku on .....	Kokku on .....	Kokku on .....

## 9. Kirjuta lünka *rohkem* või *vähem*.

Konnasid on ..... kui tigusid.

Ussikesi on ..... konnasid.

Tigusid on ..... ussikesi.

Konnasid on ..... kui ussikesi.

Tigusid on ..... kui konnasid.

Ussikesi on ..... kui tigusid.

10. Kirjuta arvud. Võrdle (>, =, <).



2 K		2 K
-----	--	-----



...K		...K
------	--	------



...K		...K
------	--	------



...K		...K
------	--	------



...K		...K
------	--	------



...K		...K
------	--	------



...K		...K
------	--	------



...K		...K
------	--	------

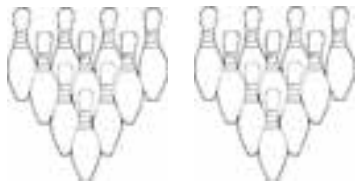
11. Kirjuta arvud. Võrdle (>, =, <).



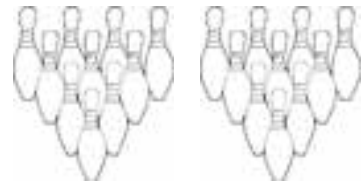
10 ○ 20



□ ○ □



□ ○ □



□ ○ □



□ ○ □



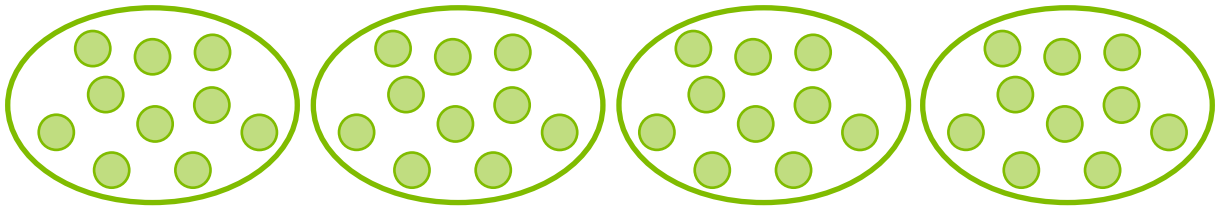
□ ○ □



□ ○ □




**12. Loenda kümne kaupa.**



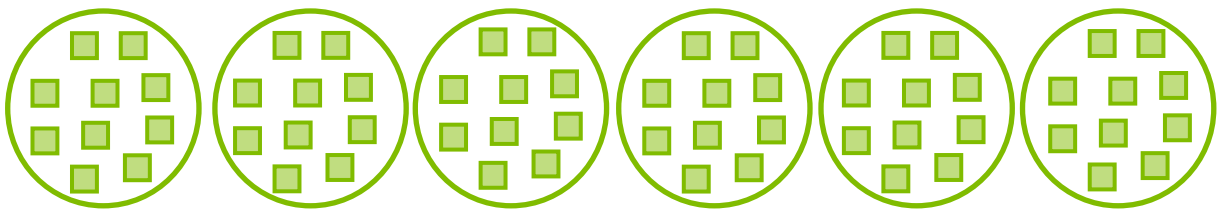
Kokku on ..... ringi.

---



Kokku on ..... kolm-nurka.

---



Kokku on ..... neli-nurka.

---

**13. Kirjuta lünka *rohkem* või *vähem*.**

Kolm-nurki on ..... kui ringe.

Ringe on ..... kui neli-nurki.

Neli-nurki on ..... kui ringe.

Kolm-nurki on ..... kui neli-nurki.

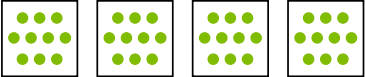
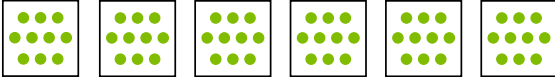
Ringe on ..... kui kolm-nurki.

Neli-nurki on ..... kolm-nurki.

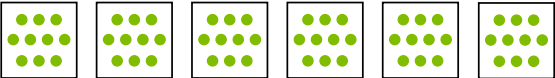

14. Kirjuta arvud. Võrdle (>, =, <).

   
5 K        5 K

---

   
... K        ... K

---

   
... K        ... K

---

   
... K        ... K

---

   
... K        ... K

---

   
... K        ... K

---

   
... K        ... K

---



15. Kirjuta arvud. Võrdle (>, =, <).

	.....				.....			
10		20						

	.....				.....			


	.....				.....			

	.....				.....			

	.....				.....			

	.....				.....			

# 16. Loenda kümne kaupa.



Kokku on

.....

Kokku on

.....

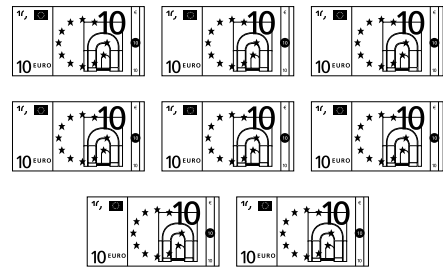
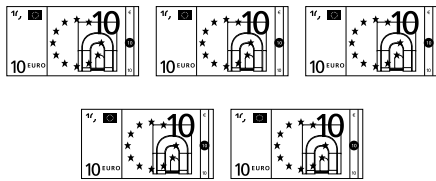
Kokku on

.....

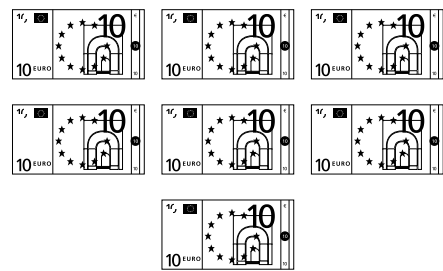
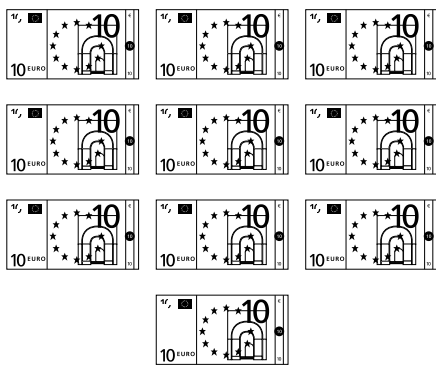
Kokku on

.....

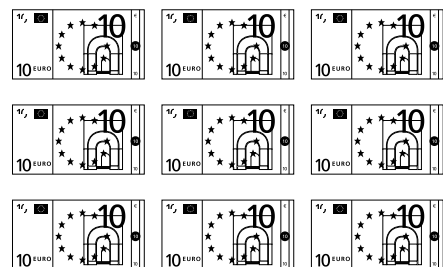
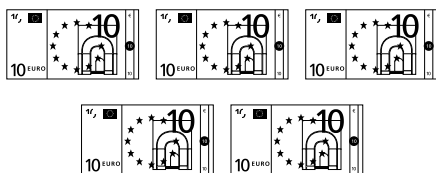
# 17. Kirjuta arvud. Võrdle (>, =, <).



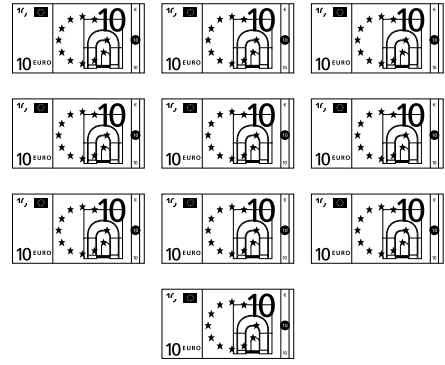
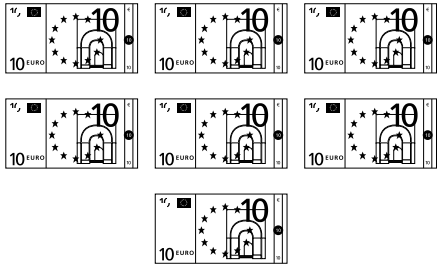
5 K		8 K
50		80



...K		...K



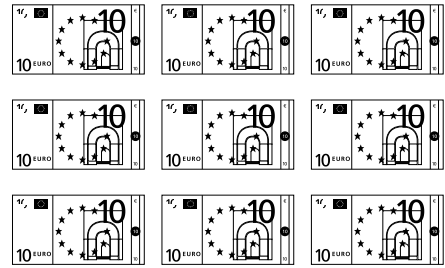
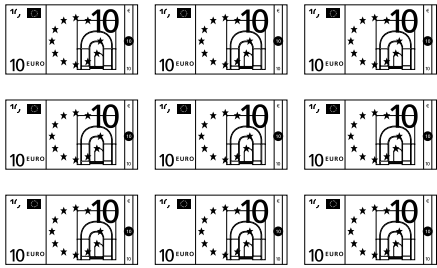
...K		...K



---

...K		...K

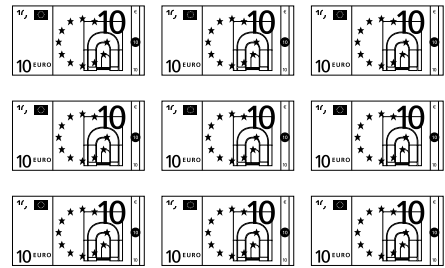
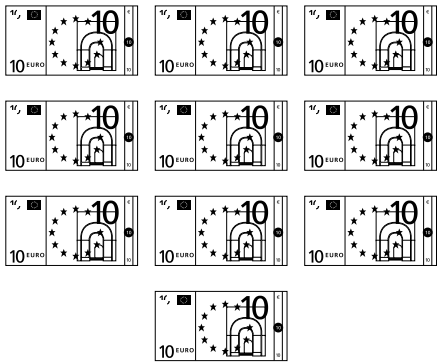
---



---

...K		...K

---



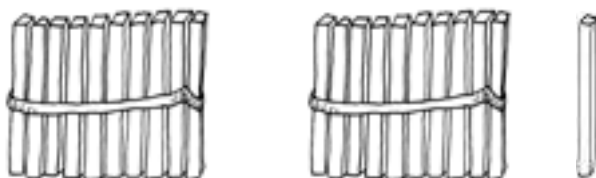
---

...K		...K

---

## ARVUD 21–30

18. Nimeta ja kirjuta arvud.



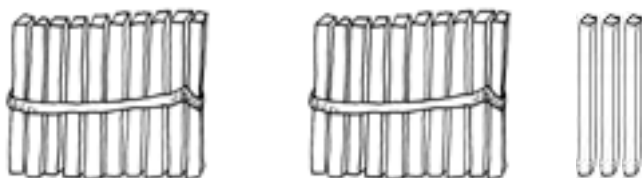
2 kümnelist ja 1 üheline

K	Ü



2 kümnelist ja 2 ühelist

K	Ü



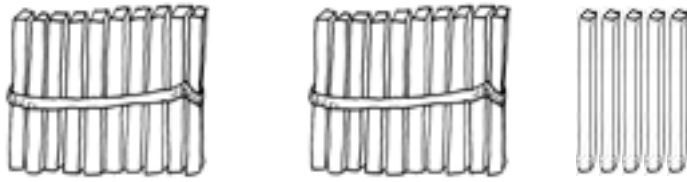
2 kümnelist ja 3 ühelist

K	Ü



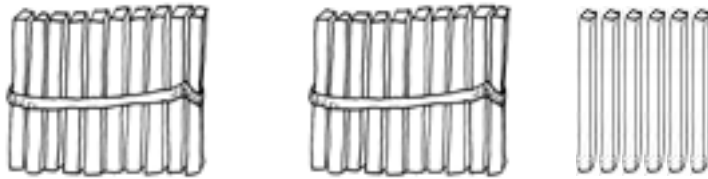
2 kümnelist ja 4 ühelist

K	Ü



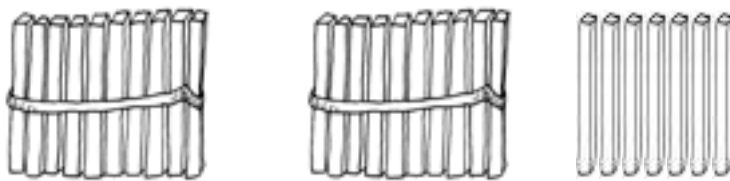
2 kümnelist ja 5 ühelist

K	Ü



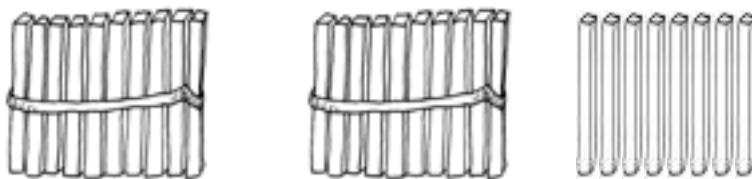
2 kümnelist ja 6 ühelist

K	Ü



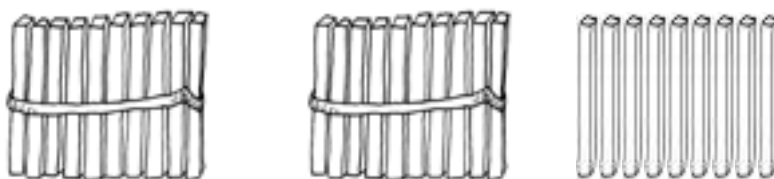
2 kümnelist ja 7 ühelist

K	Ü




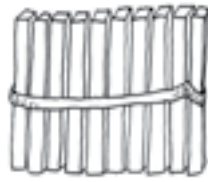
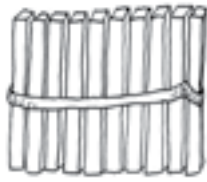
2 kümnelist ja 8 ühelist

K	Ü



2 kümnelist ja 9 ühelist

K	Ü

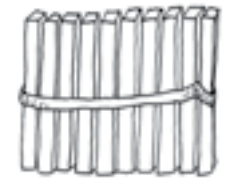
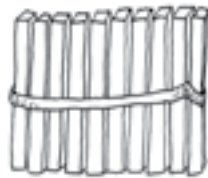


2 kümnelist ja 10 ühelist



K Ü

--	--



3 kümnelist ja 0 ühelist

K Ü

--	--

### PEA MEELES!



$$2 K + 1 K = \dots\dots K$$

$$3 \text{ kümnelist} = \dots\dots \text{ühelist}$$

$$20 \text{ Ü} + 10 \text{ Ü} = \dots\dots \text{Ü}$$

$$30 \text{ ühelist} = \dots\dots \text{kümnelist}$$

**19.** Kirjuta tabelisse arvud 21–30.

Kümneliste järk märgi punasega.

1	2	3	4	5	6	7	8	9	10
11	12	13	14	15	16	17	18	19	20






- Loe kirjutatud arvud.
- Võrdle arvu-tabeli ridu.
- Võrdle arvu-tabeli tulpasid.
- Kirjuta tabeli viimase rea paaris-arvud:

--	--	--	--	--	--	--	--	--	--

- Kirjuta tabeli viimase rea paaritud arvud:


--	--	--	--	--	--	--	--	--	--

## 20. Kirjuta puuduvad arvud.

	22		24	25		27		29	
---	----	---	----	----	---	----	---	----	---

									
---	--	---	--	---	--	--	--	---	--

## 21. Kirjuta puuduvad arvud.

30		28			25		23		21
----	---	----	---	---	----	--	----	---	----

									
---	--	---	--	---	--	--	--	---	--



## 22. Kirjuta arvu naabrid.

	24	
--	----	--

	29	
--	----	--

	20	
--	----	--

	25	
--	----	--

	18	
--	----	--

	22	
--	----	--

	9	
--	---	--

	21	
--	----	--

	27	
--	----	--

## 23. Kirjuta arvud. Loe.

2 kümnelist ja 6 ühelist

--	--

1 kümneline ja 9 ühelist

--	--

3 kümnelist ja 0 ühelist

--	--

2 kümnelist ja 4 ühelist

--	--

8 ühelist

--	--

2 kümnelist ja 0 ühelist

--	--

1 kümneline ja 3 ühelist

--	--

2 kümnelist ja 5 ühelist

--	--







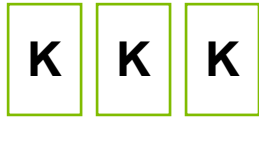


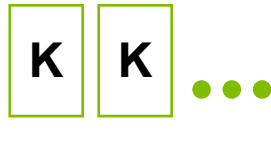
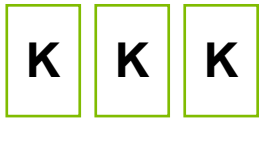





2 kümnelist ja 7 ühelist

--	--

3 kümnelist ja 0 ühelist

--	--

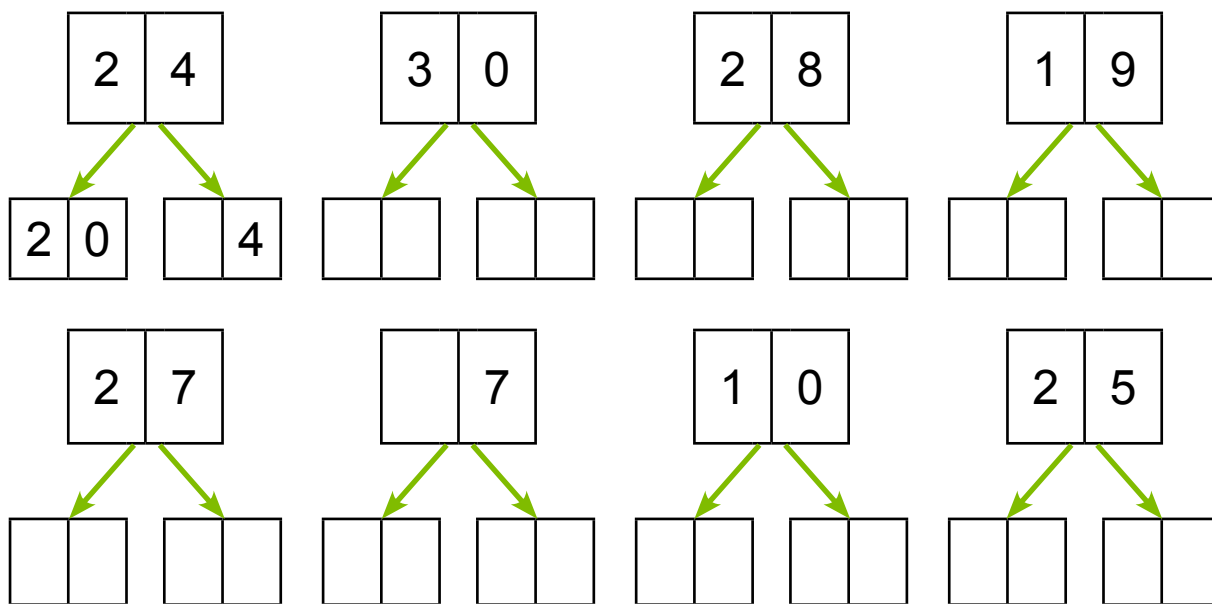
**24. Kirjuta arvud. Võrdle (>, =, <).**

  <input type="text" value="27"/> <input type="text"/> <input type="text" value="29"/>	  <input type="text"/> <input type="text"/> <input type="text"/>
  <input type="text"/> <input type="text"/> <input type="text"/>	  <input type="text"/> <input type="text"/> <input type="text"/>
  <input type="text"/> <input type="text"/> <input type="text"/>	  <input type="text"/> <input type="text"/> <input type="text"/>
  <input type="text"/> <input type="text"/> <input type="text"/>	  <input type="text"/> <input type="text"/> <input type="text"/>

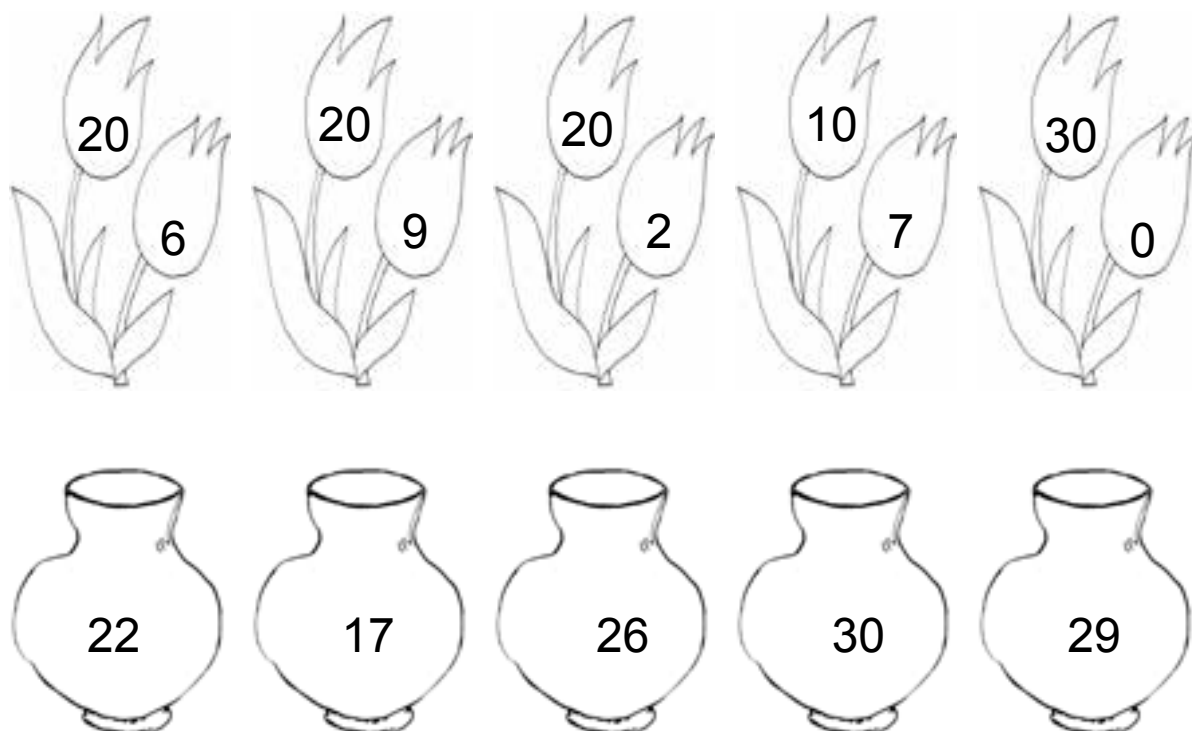
**25. Võrdle (>, =, <).**

23 <input type="text"/> 27	30 <input type="text"/> 19	25 <input type="text"/> 25
19 <input type="text"/> 20	28 <input type="text"/> 29	28 <input type="text"/> 18
26 <input type="text"/> 22	20 <input type="text"/> 20	24 <input type="text"/> 21

## 26. Kirjuta arvu asendajad.



## 27. Sobita lilled vaasi.



Värvi paaris-arvulised vaasid punaseks.

Värvi paaritu-arvulised vaasid roheliseks.

**28. Kirjuta arvu kümnelised ja ühelised.**

$24 = \boxed{2} \text{ K} + \boxed{4} \text{ Ü}$

$18 = \boxed{\phantom{0}} \text{ K} + \boxed{\phantom{0}} \text{ Ü}$

$29 = \boxed{\phantom{0}} \text{ K} + \boxed{\phantom{0}} \text{ Ü}$

$30 = \boxed{\phantom{0}} \text{ K} + \boxed{\phantom{0}} \text{ Ü}$

$14 = \boxed{\phantom{0}} \text{ K} + \boxed{\phantom{0}} \text{ Ü}$

$22 = \boxed{\phantom{0}} \text{ K} + \boxed{\phantom{0}} \text{ Ü}$

$25 = \boxed{\phantom{0}} \text{ K} + \boxed{\phantom{0}} \text{ Ü}$

$28 = \boxed{\phantom{0}} \text{ K} + \boxed{\phantom{0}} \text{ Ü}$

**29. Kirjuta arv kümneliste ja üheliste summana.**

$23 = \boxed{2} \boxed{0} + \boxed{3}$

$17 = \boxed{\phantom{0}} \boxed{\phantom{0}} + \boxed{\phantom{0}}$

$28 = \boxed{\phantom{0}} \boxed{\phantom{0}} + \boxed{\phantom{0}}$

$24 = \boxed{\phantom{0}} \boxed{\phantom{0}} + \boxed{\phantom{0}}$

$11 = \boxed{\phantom{0}} \boxed{\phantom{0}} + \boxed{\phantom{0}}$

$25 = \boxed{\phantom{0}} \boxed{\phantom{0}} + \boxed{\phantom{0}}$

$30 = \boxed{\phantom{0}} \boxed{\phantom{0}} + \boxed{\phantom{0}}$

$16 = \boxed{\phantom{0}} \boxed{\phantom{0}} + \boxed{\phantom{0}}$

**30. Arvuta.**

$20 + 6 = \boxed{\phantom{0}} \boxed{\phantom{0}}$

$10 + 7 = \boxed{\phantom{0}} \boxed{\phantom{0}}$

$20 + 1 = \boxed{\phantom{0}} \boxed{\phantom{0}}$

$20 + 4 = \boxed{\phantom{0}} \boxed{\phantom{0}}$

$10 + 9 = \boxed{\phantom{0}} \boxed{\phantom{0}}$

$20 + 5 = \boxed{\phantom{0}} \boxed{\phantom{0}}$

$20 + 2 = \boxed{\phantom{0}} \boxed{\phantom{0}}$

$10 + 3 = \boxed{\phantom{0}} \boxed{\phantom{0}}$

### 31. Kirjuta puuduv arv.

$20 + \square = 29$

$20 + \square = 27$

$20 + \square = 22$

$20 + \square = 21$

$20 + \square = 25$

$10 + \square = 18$

$20 + \square = 23$

$10 + \square = 13$


$20 + \square = 24$

### 32. Lahenda ülesanne.

Mardil on 20 senti.

Pillel on raha 7 senti rohkem.

Kui palju on raha Pillel?



#### Andmed:

Mardil  senti ←

Pillel  senti .....

Pillel ?

#### Lahendus:

Kui palju on raha Pillel?

$\square\square \text{ s} \bigcirc \square\square \text{ s} = \square\square \text{ s}$


Vastus: Pillel on  senti.

### 33. Lahenda ülesanne.

Memmel on 20 parti.

Kanu on 8 võrra rohkem.

Mitu kana on memmel?



#### Andmed:

Parte  ←  
Kanu  .....

Kanu ?

#### Lahendus:

Mitu kana on memmel?

$$\square\square \ominus \square\square = \square\square$$

Vastus: Memmel on  kana.

### 34. Kirjuta puuduvad arvud.

$$20 + \square = 25$$

$$20 + 4 = \square\square$$

$$\square\square + 9 = 29$$

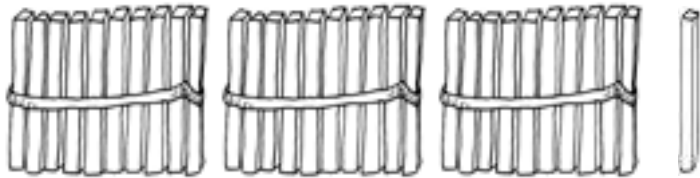
$$10 + \square = 11$$

$$10 + 7 = \square\square$$

$$\square\square + 6 = 26$$

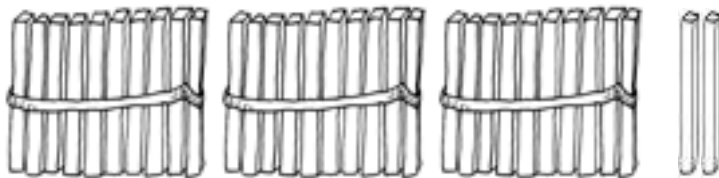
## ARVUD 31–40

**35. Nimeta ja kirjuta arvud.**



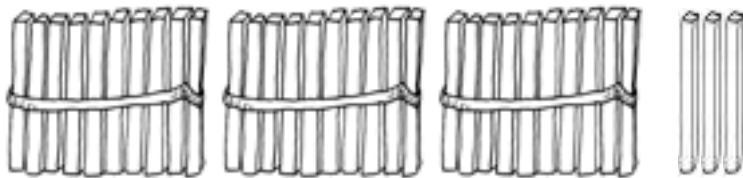
3 kümnelist ja 1 üheline

K	Ü



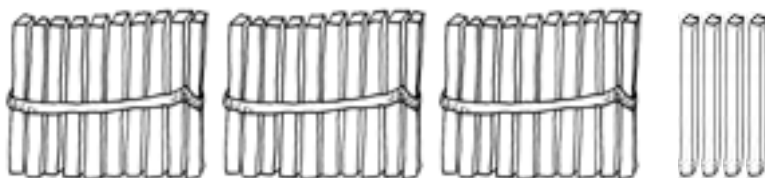
3 kümnelist ja 2 ühelist

K	Ü



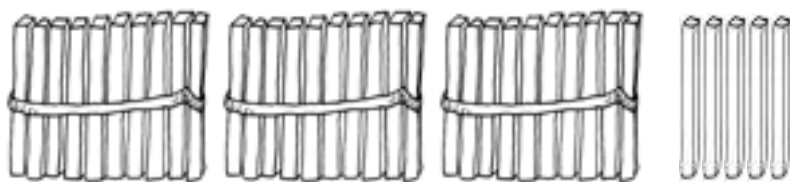
3 kümnelist ja 3 ühelist

K	Ü



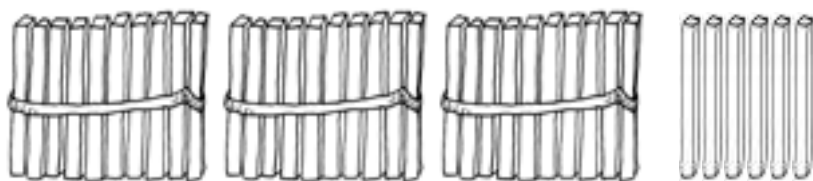
3 kümnelist ja 4 ühelist

K	Ü



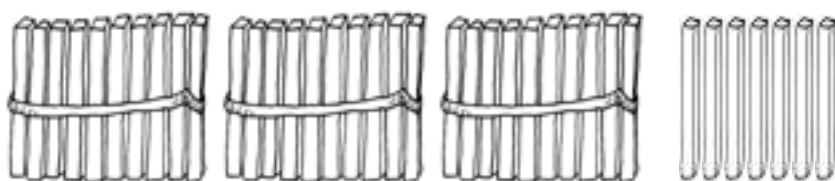
3 kümnelist ja 5 ühelist

K	Ü



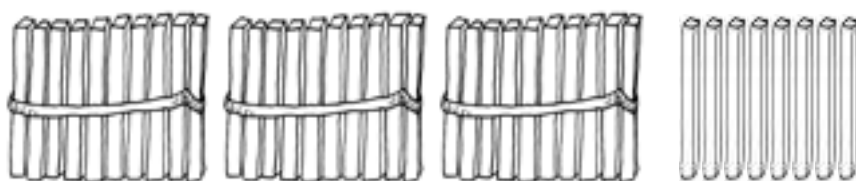
3 kümnelist ja 6 ühelist

K	Ü



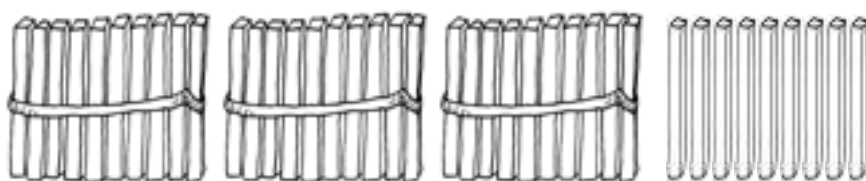
3 kümnelist ja 7 ühelist

K	Ü



3 kümnelist ja 8 ühelist

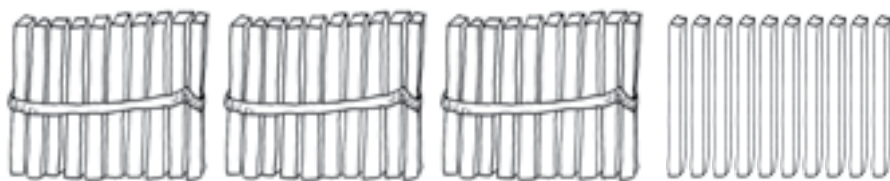
K	Ü



3 kümnelist ja 9 ühelist

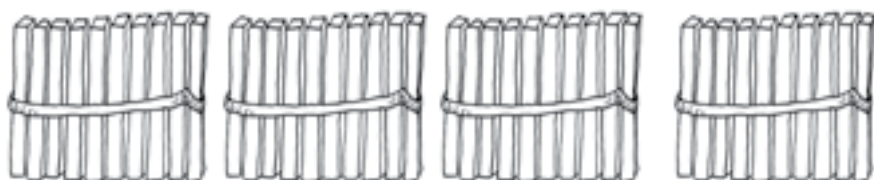
K	Ü





3 kümnelist ja 10 ühelist

K	Ü



4 kümnelist ja 0 ühelist

K	Ü

**PEA MEELES!**



3 K + 1 K = ..... K

4 kümnelist = ..... ühelist

30 Ü + 10 Ü = ..... Ü

40 ühelist = ..... kümnelist

**36.** Kirjuta tabelisse arvud 31–40.

Kümneliste järk märgi punasega.

1	2	3	4	5	6	7	8	9	10
11	12	13	14	15	16	17	18	19	20
21	22	23	24	25	26	27	28	29	30



- Loe kirjutatud arvud.
- Võrdle arvu-tabeli ridu.
- Võrdle arvu-tabeli tulpasid.
- Kirjuta tabeli viimase rea paaris-arvud:

--	--	--	--	--	--	--	--	--	--

- Kirjuta tabeli viimase rea paaritud arvud:

--	--	--	--	--	--	--	--	--	--

### 37. Kirjuta puuduvad arvud.

31	32		34			37		39	
----	----	---	----	---	---	----	---	----	---

									
---	--	---	--	---	--	--	--	---	--

### 38. Kirjuta puuduvad arvud.

40		38		36			33	32	
----	---	----	---	----	---	--	----	----	---

									
---	--	---	--	---	--	--	--	---	--

**39. Kirjuta arvu naabrid.**

	33	
--	----	--

	39	
--	----	--

	29	
--	----	--

	35	
--	----	--

	31	
--	----	--

	30	
--	----	--

	34	
--	----	--

	20	
--	----	--

	17	
--	----	--

**40. Kirjuta arvud. Loe.**

3 kümnelist ja 1 üheline

--	--

3 kümnelist ja 9 ühelist

--	--

4 kümnelist ja 0 ühelist

--	--

2 kümnelist ja 5 ühelist

--	--

9 ühelist

--	--

3 kümnelist ja 3 ühelist

--	--

1 kümneline ja 8 ühelist

--	--

3 kümnelist ja 0 ühelist

--	--

3 kümnelist ja 6 ühelist

--	--

3 kümnelist ja 2 ühelist

--	--

41. Kirjuta arvud. Võrdle (>, =, <).

34	○	38

□	○	□

□	○	□

□	○	□

□	○	□

□	○	□

□	○	□

□	○	□

□	○	□

□	○	□

**42. Võrdle (>, =, <).**

34  39

40  38

31  31

29  32

37  27

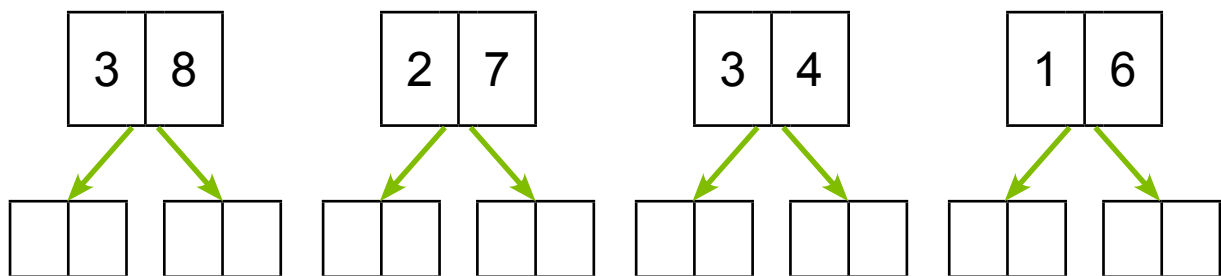
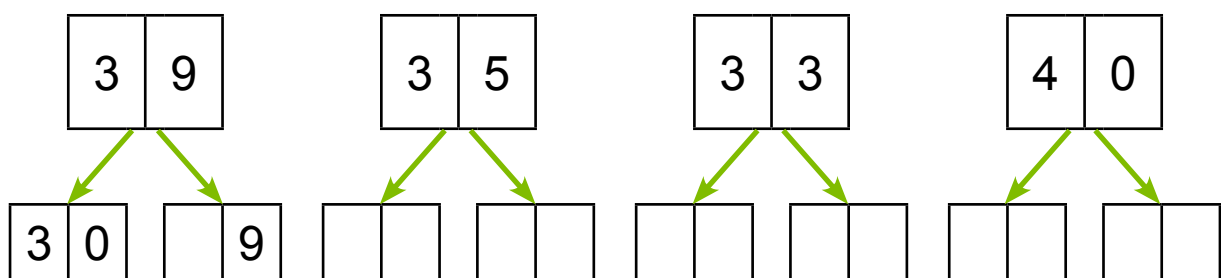
33  36

30  31


35  35

19  30

**43. Kirjuta arvu asendajad.**



**44. Leia karudele koobas.**



**45. Kirjuta arvu kümnelised ja ühelised.**

$37 = \boxed{3} \text{ K} + \boxed{7} \text{ Ü}$

$25 = \boxed{\phantom{0}} \text{ K} + \boxed{\phantom{0}} \text{ Ü}$

$36 = \boxed{\phantom{0}} \text{ K} + \boxed{\phantom{0}} \text{ Ü}$

$22 = \boxed{\phantom{0}} \text{ K} + \boxed{\phantom{0}} \text{ Ü}$

$18 = \boxed{\phantom{0}} \text{ K} + \boxed{\phantom{0}} \text{ Ü}$

$38 = \boxed{\phantom{0}} \text{ K} + \boxed{\phantom{0}} \text{ Ü}$

$33 = \boxed{\phantom{0}} \text{ K} + \boxed{\phantom{0}} \text{ Ü}$

$31 = \boxed{\phantom{0}} \text{ K} + \boxed{\phantom{0}} \text{ Ü}$

**46. Kirjuta arv kümneliste ja üheliste summana.**

$36 = \boxed{3} \boxed{0} + \boxed{6}$

$18 = \boxed{\phantom{0}} \boxed{\phantom{0}} + \boxed{\phantom{0}}$

$39 = \boxed{\phantom{0}} \boxed{\phantom{0}} + \boxed{\phantom{0}}$

$33 = \boxed{\phantom{0}} \boxed{\phantom{0}} + \boxed{\phantom{0}}$

$24 = \boxed{\phantom{0}} \boxed{\phantom{0}} + \boxed{\phantom{0}}$

$35 = \boxed{\phantom{0}} \boxed{\phantom{0}} + \boxed{\phantom{0}}$

$40 = \boxed{\phantom{0}} \boxed{\phantom{0}} + \boxed{\phantom{0}}$

$21 = \boxed{\phantom{0}} \boxed{\phantom{0}} + \boxed{\phantom{0}}$

**47. Arvuta.**

$30 + 5 = \boxed{\phantom{0}} \boxed{\phantom{0}}$

$20 + 6 = \boxed{\phantom{0}} \boxed{\phantom{0}}$

$30 + 2 = \boxed{\phantom{0}} \boxed{\phantom{0}}$

$30 + 9 = \boxed{\phantom{0}} \boxed{\phantom{0}}$

$10 + 4 = \boxed{\phantom{0}} \boxed{\phantom{0}}$

$30 + 3 = \boxed{\phantom{0}} \boxed{\phantom{0}}$

$30 + 7 = \boxed{\phantom{0}} \boxed{\phantom{0}}$

$20 + 1 = \boxed{\phantom{0}} \boxed{\phantom{0}}$

#### 48. Kirjuta puuduv arv.

$30 + \square = 38$

$30 + \square = 33$

$30 + \square = 39$

$20 + \square = 25$

$30 + \square = 31$

$30 + \square = 37$

$20 + \square = 21$

$10 + \square = 18$

$30 + \square = 34$

#### 49. Lahenda ülesanne.

Tõnul on 20 rasva-kriiti.

Peetril on 8 rasva-kriiti rohkem.

Mitu rasva-kriiti on Peetril?



#### Andmed:

Tõnul  rasva-kriiti ←

Peetril  .....

---

Peetril ?

#### Lahendus:

Kui palju on Peetril rasva-kriite?

$\square\square \ominus \square\square = \square\square$

Vastus: Peetril on  rasva-kriiti.

**50. Lahenda ülesanne.**

Siiri luges 30 lehe-külge.

Airi luges 9 lehe-külge rohkem.

Mitu lehe-külge luges Airi?



**Andmed:**



Airi ?

**Lahendus:**

Mitu lehe-külge luges Airi?

$$\square\square \ominus \square\square = \square\square$$

**Vastus:** Airi luges  lehe-külge.

**51. Kirjuta puuduvad arvud.**

$$30 + \square = 38$$

$$30 + 9 = \square\square$$

$$\square\square + 4 = 24$$

$$20 + \square = 27$$

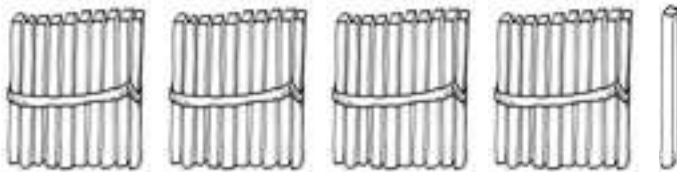
$$20 + 1 = \square\square$$

$$\square\square + 5 = 15$$



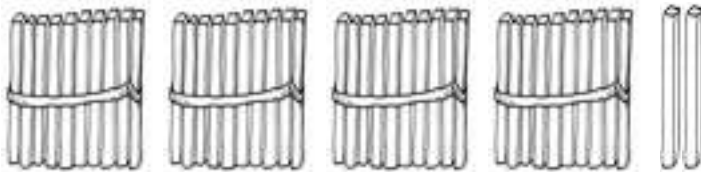
## ARVUD 41–50

52. Nimeta ja kirjuta arvud.



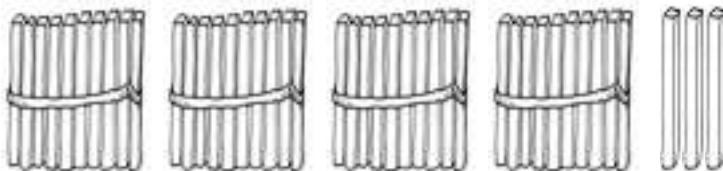
4 kümnelist ja 1 üheline

K	Ü



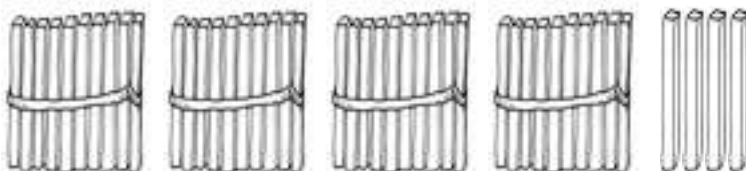
4 kümnelist ja 2 ühelist

K	Ü



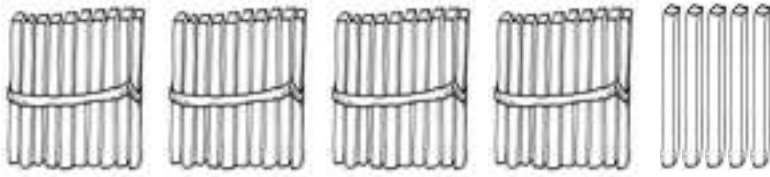
4 kümnelist ja 3 ühelist

K	Ü



4 kümnelist ja 4 ühelist

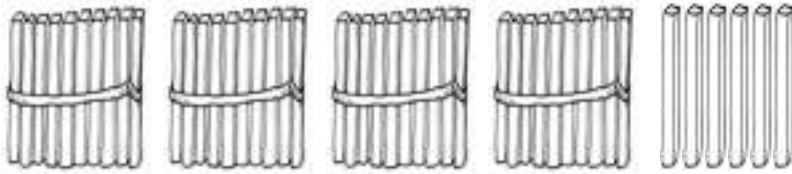
K	Ü



4 kümnelist ja 5 ühelist

K Ü

--	--



4 kümnelist ja 6 ühelist

K Ü

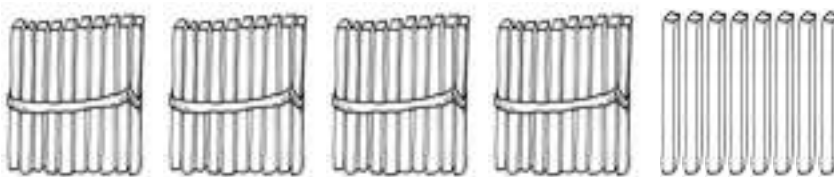
--	--



4 kümnelist ja 7 ühelist

K Ü

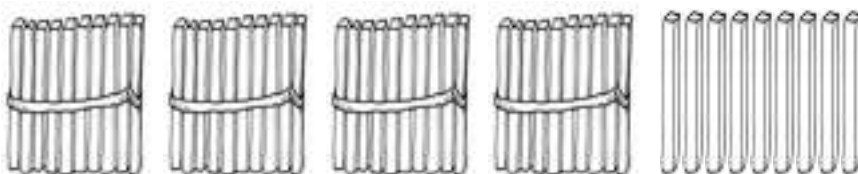
--	--



4 kümnelist ja 8 ühelist

K Ü

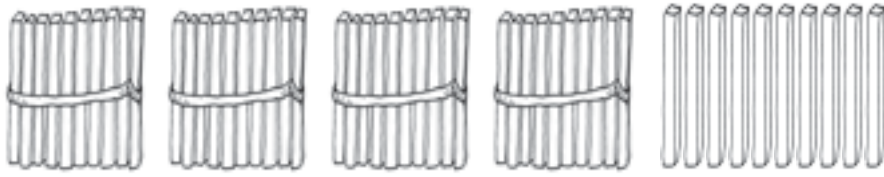
--	--



4 kümnelist ja 9 ühelist

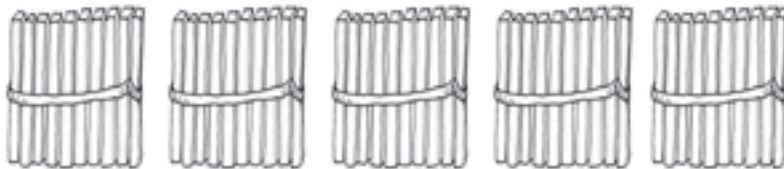
K Ü

--	--



4 kümnelist ja 10 ühelist

K	Ü



5 kümnelist ja 0 ühelist

K	Ü

### PEA MEELES!



$$4 \text{ K} + 1 \text{ K} = \dots\dots \text{ K}$$

$$40 \text{ Ü} + 10 \text{ Ü} = \dots\dots \text{ Ü}$$

$$5 \text{ kümnelist} = \dots\dots \text{ ühelist}$$

$$50 \text{ ühelist} = \dots\dots \text{ kümnelist}$$

**53.** Kirjuta tabelisse arvud 41–50.

Kümneliste järk märgi punasega.

1	2	3	4	5	6	7	8	9	10
11	12	13	14	15	16	17	18	19	20
21	22	23	24	25	26	27	28	29	30
31	32	33	34	35	36	37	38	39	40






- Loe kirjutatud arvud.
- Võrdle arvu-tabeli ridu.
- Võrdle arvu-tabeli tulpasid.
- Kirjuta tabeli viimase rea paaris-arvud:

--	--	--	--	--	--	--	--	--	--

- Kirjuta tabeli viimase rea paaritud arvud:






--	--	--	--	--	--	--	--	--	--

### 54. Kirjuta puuduvad arvud.

41		43		45	46			49	
----	---	----	---	----	----	--	---	----	---

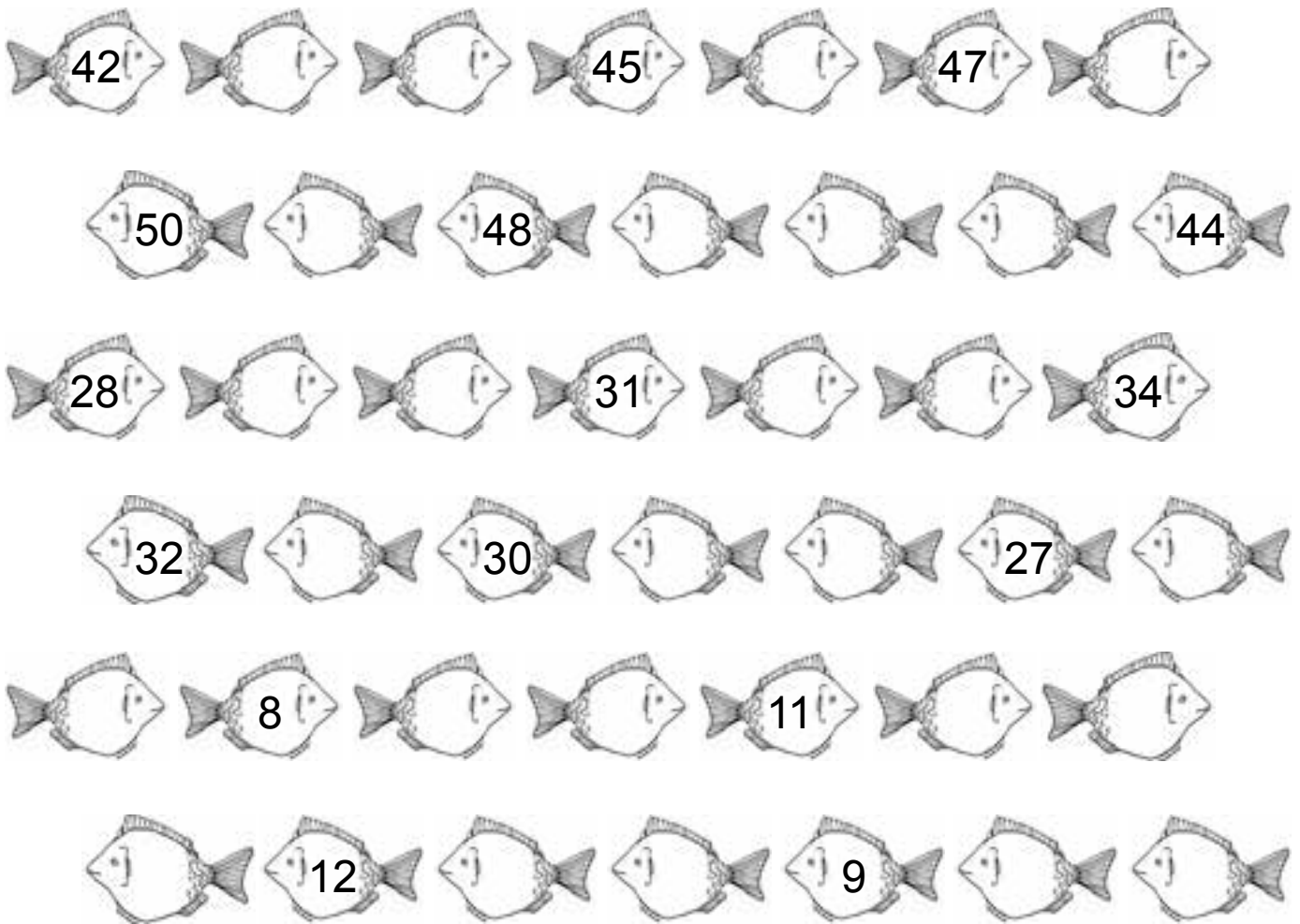
									
---	--	---	--	---	--	--	--	---	--

### 55. Kirjuta puuduvad arvud.

50		48			45	44			41
----	---	----	---	---	----	----	---	---	----

									
---	--	---	--	---	--	--	--	---	--

**56. Kirjuta puuduvad arvud.**



**57. Kirjuta arvu naabrid.**

	44			49			40	
	41			46			42	
	39			48			25	

**58. Kirjuta arvud. Loe.**

4 kümnelist ja 9 ühelist

--	--

4 kümnelist ja 4 ühelist

--	--

5 kümnelist ja 0 ühelist

--	--

4 kümnelist ja 1 üheline

--	--

2 ühelist

--	--

3 kümnelist ja 5 ühelist

--	--

3 kümnelist ja 4 ühelist

--	--

1 kümneline ja 1 üheline

--	--

2 kümnelist ja 0 ühelist

--	--

4 kümnelist ja 4 ühelist

--	--

8 ühelist

--	--

3 kümnelist ja 1 üheline

--	--

3 kümnelist ja 9 ühelist

--	--

4 kümnelist ja 7 ühelist

--	--

59. Kirjuta arvud. Võrdle (>, =, <).

<input type="text"/> <input type="text"/>	<input type="text"/> <input type="text"/>

<input type="text"/> <input type="text"/>	<input type="text"/> <input type="text"/>

<input type="text"/> <input type="text"/>	<input type="text"/> <input type="text"/>

<input type="text"/> <input type="text"/>	<input type="text"/> <input type="text"/>

<input type="text"/> <input type="text"/>	<input type="text"/> <input type="text"/>

60. Võrdle (>, =, <).

48  44

39  41

50  49

36  36

47  49

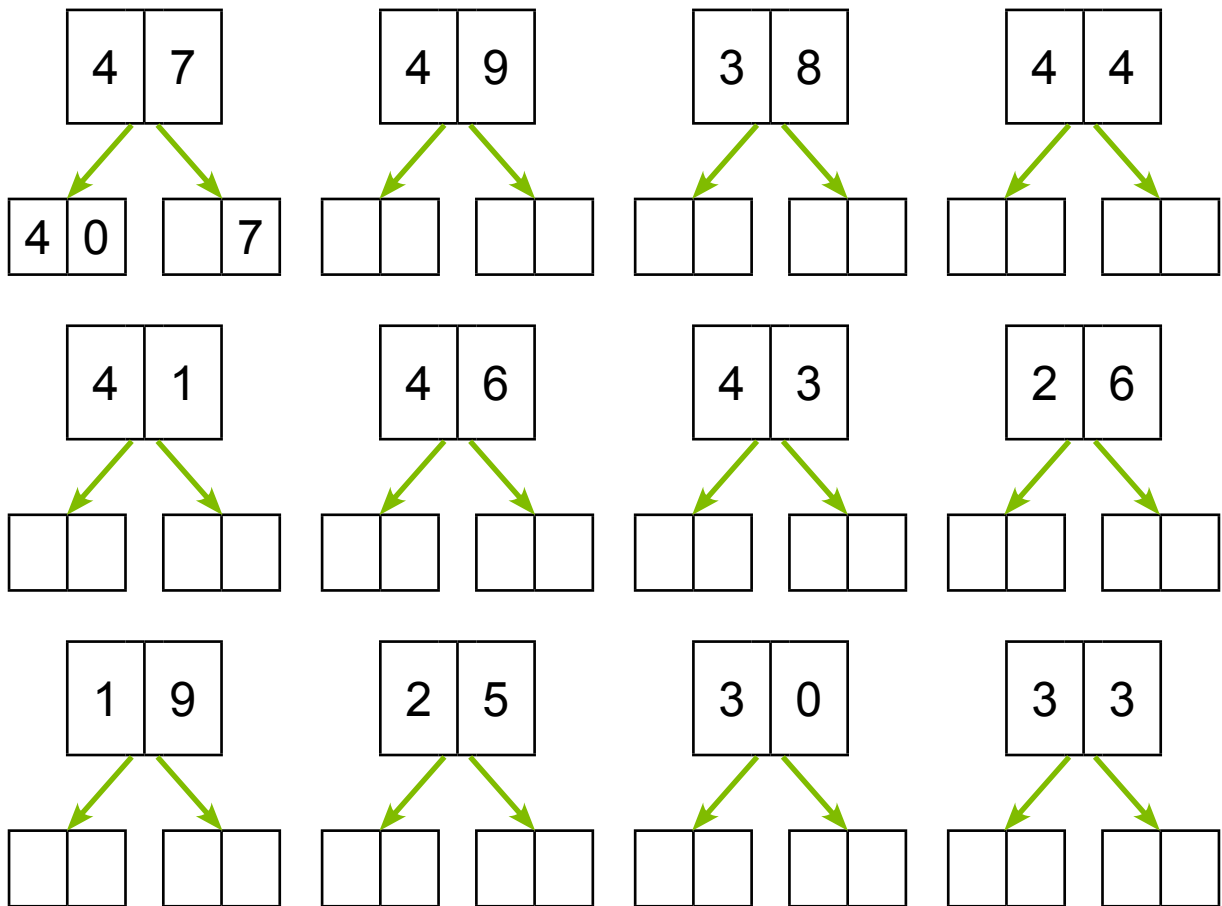
30  40

45  25

42  50

39  29

**61. Kirjuta arvu asendajad.**



**62. Kirjuta arvu kümnelised ja ühelised.**

$$44 = \boxed{4} \text{ K} + \boxed{4} \text{ Ü}$$

$$26 = \boxed{\phantom{0}} \text{ K} + \boxed{\phantom{0}} \text{ Ü}$$

$$41 = \boxed{\phantom{0}} \text{ K} + \boxed{\phantom{0}} \text{ Ü}$$

$$35 = \boxed{\phantom{0}} \text{ K} + \boxed{\phantom{0}} \text{ Ü}$$

$$38 = \boxed{\phantom{0}} \text{ K} + \boxed{\phantom{0}} \text{ Ü}$$

$$40 = \boxed{\phantom{0}} \text{ K} + \boxed{\phantom{0}} \text{ Ü}$$

$$47 = \boxed{\phantom{0}} \text{ K} + \boxed{\phantom{0}} \text{ Ü}$$

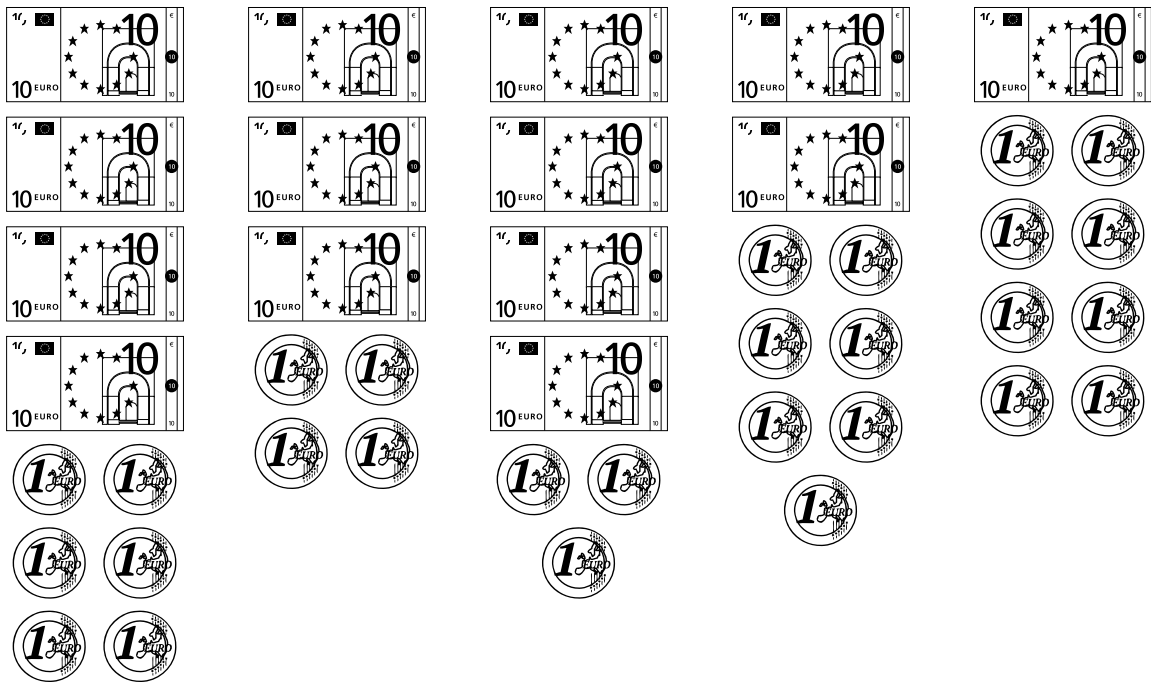
$$12 = \boxed{\phantom{0}} \text{ K} + \boxed{\phantom{0}} \text{ Ü}$$

$$31 = \boxed{\phantom{0}} \text{ K} + \boxed{\phantom{0}} \text{ Ü}$$

$$45 = \boxed{\phantom{0}} \text{ K} + \boxed{\phantom{0}} \text{ Ü}$$



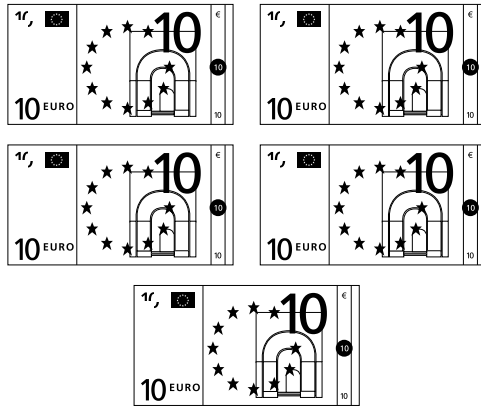
### 63. Sobita rahad raha-kassasse.



### 64. Kirjuta arv kümneliste ja üheliste summana.

47 =	<input type="text" value="4"/>	<input type="text" value="0"/>	+	<input type="text" value="7"/>		44 =	<input type="text"/>	<input type="text"/>	+	<input type="text"/>
38 =	<input type="text"/>	<input type="text"/>	+	<input type="text"/>		39 =	<input type="text"/>	<input type="text"/>	+	<input type="text"/>
41 =	<input type="text"/>	<input type="text"/>	+	<input type="text"/>		43 =	<input type="text"/>	<input type="text"/>	+	<input type="text"/>
50 =	<input type="text"/>	<input type="text"/>	+	<input type="text"/>		28 =	<input type="text"/>	<input type="text"/>	+	<input type="text"/>

## 65. Võrdle.



Taivol on ..... eurot.



Triinul on ..... eurot.

Taivol on raha ..... kui Triinul.

---

---



Eerikul on ..... senti.



Sirilil on ..... senti.

Eerikul on raha ..... kui Sirilil.

---

---

**66. Lahenda ülesanne.**



Tädi Malle keetis suvel 40 purki moosi.

Vana-ema Helle keetis moosi 5 purki rohkem.

Mitu purki moosi keetis vana-ema?

**Andmed:**

Tädi Malle	<input type="text"/> <input type="text"/>	←
Vana-ema Helle	<input type="text"/> <input type="text"/>	.....
<hr/>		
Vana-ema	?	

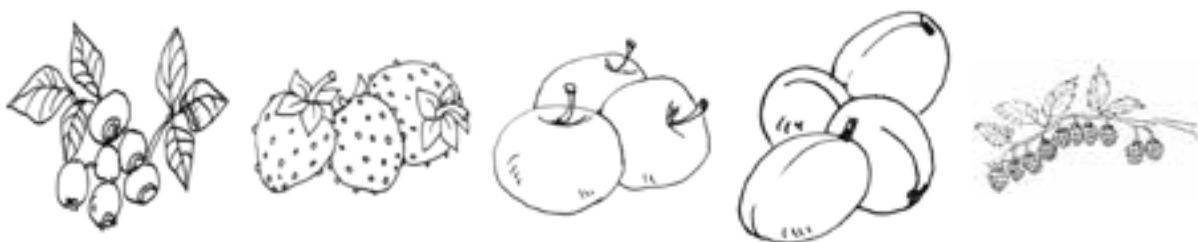
**Lahendus:**

Mitu purki moosi keetis vana-ema Helle?

$$\square\square \ominus \square\square = \square\square$$

**Vastus:** Vana-ema Helle keetis  purki moosi.

**\* Millest moosi keedeti?**



**67. Kirjuta puuduv arv.**

$40 + \square = 44$

$40 + \square = 47$

$40 + \square = 45$

$30 + \square = 39$

$40 + \square = 41$

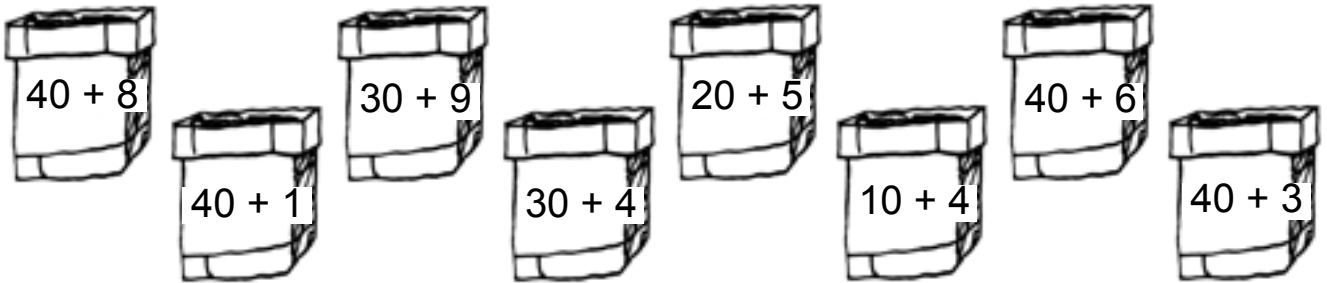
$10 + \square = 18$

$20 + \square = 27$

$30 + \square = 33$

$40 + \square = 42$

**68. Leia majadele korsten.**



**69. Kirjuta puuduvad arvud.**

$40 + \square = 42$

$40 + 6 = \square \square$

$\square \square + 5 = 35$

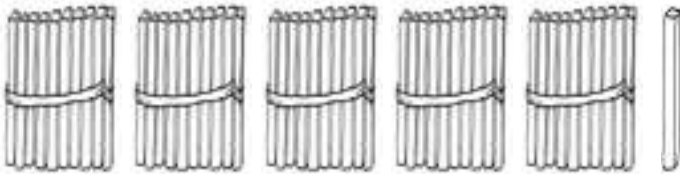
$30 + \square = 38$

$10 + 9 = \square \square$

$\square \square + 3 = 23$

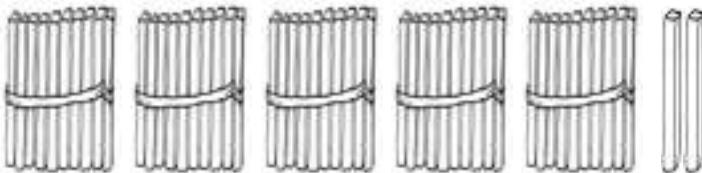
## ARVUD 51–60

**70.** Nimeta ja kirjuta arvud.



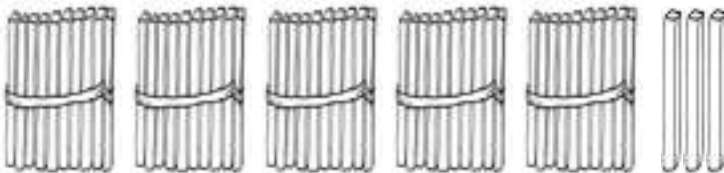
5 kümnelist ja 1 üheline

K	Ü



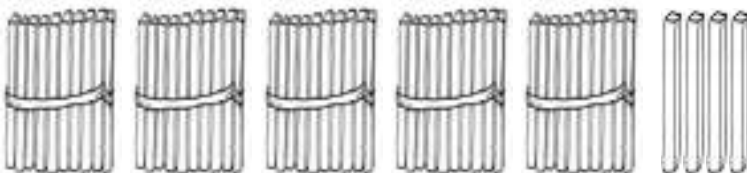
5 kümnelist ja 2 ühelist

K	Ü



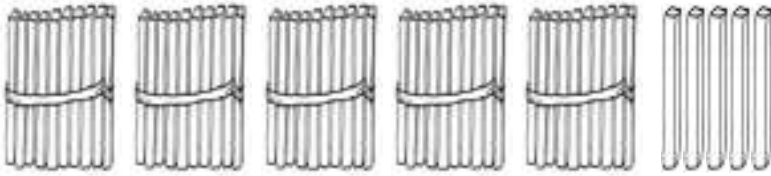
5 kümnelist ja 3 ühelist

K	Ü



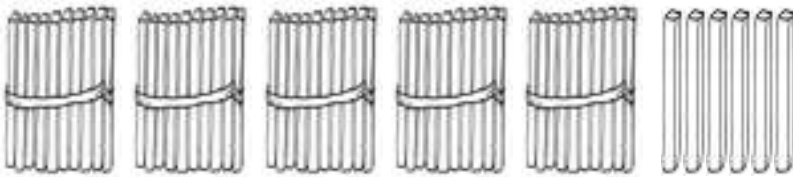
5 kümnelist ja 4 ühelist

K	Ü



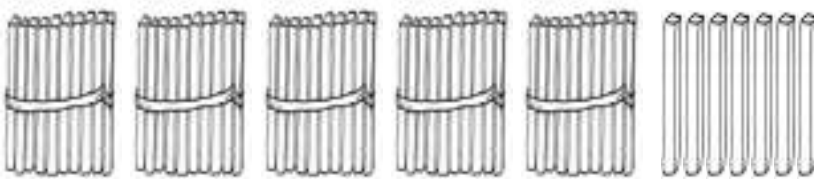
5 kümnelist ja 5 ühelist

K	Ü



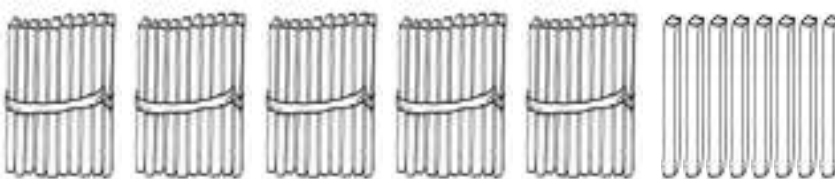
5 kümnelist ja 6 ühelist

K	Ü



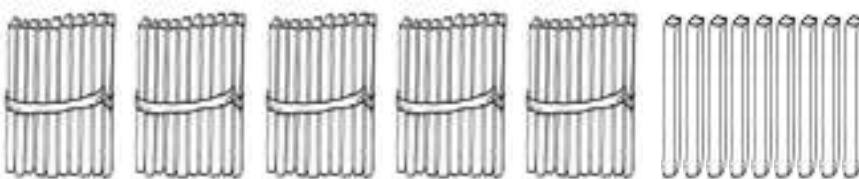
5 kümnelist ja 7 ühelist

K	Ü



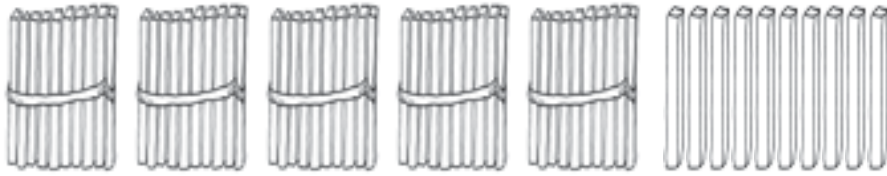
5 kümnelist ja 8 ühelist

K	Ü



5 kümnelist ja 9 ühelist

K	Ü

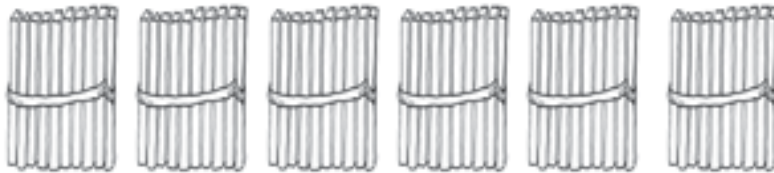


5 kümnelist ja 10 ühelist



K Ü

--	--



6 kümnelist ja 0 ühelist

K Ü

--	--


### PEA MEELES!

$$5 K + 1 K = \dots K$$

$$50 \ddot{U} + 10 \ddot{U} = \dots \ddot{U}$$

$$6 \text{ kümnelist} = \dots \text{ ühelist}$$

$$60 \text{ ühelist} = \dots \text{ kümnelist}$$



## 71. Kirjuta tabelisse puuduvad arvud.

Kümneliste järk märgi punasega.

1	2	3	4	5	6	7	8	9	
11		13	14	15	16	17		19	20
21	22		24	25	26		28	29	
	32	33	34		36	37	38	39	40
41	42		44	45	46	47		49	50
									60

- Loe arvu-tabeli viimase rea arvud.
- Loe üle-jäänud kirjutatud arvud.
- Võrdle arvu-tabeli ridu.
- Võrdle arvu-tabeli tulpasid.
- Kirjuta tabeli viimase rea paaris-arvud:

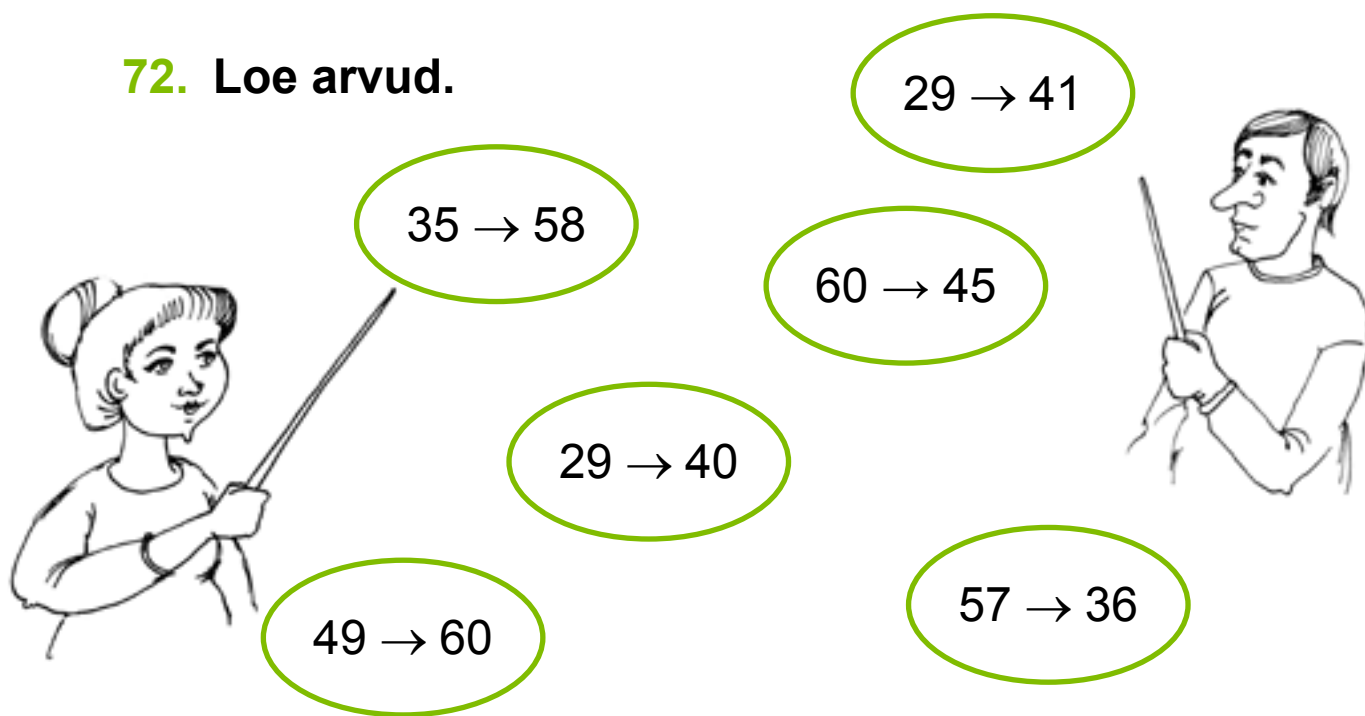
<input type="text"/>	<input type="text"/>	,	<input type="text"/>	<input type="text"/>	,	<input type="text"/>	<input type="text"/>	,	<input type="text"/>	<input type="text"/>	,	<input type="text"/>	<input type="text"/>
----------------------	----------------------	---	----------------------	----------------------	---	----------------------	----------------------	---	----------------------	----------------------	---	----------------------	----------------------

- Kirjuta tabeli viimase rea paaritud arvud:

<input type="text"/>	<input type="text"/>	,	<input type="text"/>	<input type="text"/>	,	<input type="text"/>	<input type="text"/>	,	<input type="text"/>	<input type="text"/>	,	<input type="text"/>	<input type="text"/>
----------------------	----------------------	---	----------------------	----------------------	---	----------------------	----------------------	---	----------------------	----------------------	---	----------------------	----------------------



72. Loe arvud.



35 → 58

29 → 41

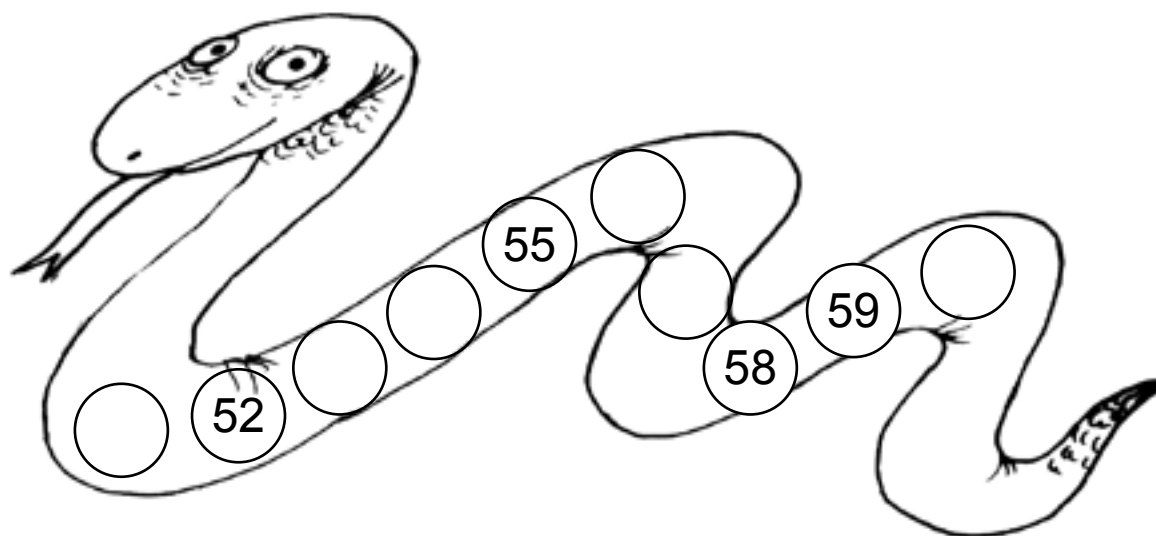
60 → 45

29 → 40


49 → 60

57 → 36

73. Kirjuta puuduvad arvud.



74. Kirjuta puuduvad arvud.



**75. Kirjuta puuduv arv.**

53		55
----	--	----

49		51
----	--	----

38		40
----	--	----

59		57
----	--	----

52		50
----	--	----

47		45
----	--	----

**76. Kirjuta arvu naabrid.**

	58	
--	----	--

	51	
--	----	--

	53	
--	----	--

	49	
--	----	--

	50	
--	----	--

	39	
--	----	--

**77. Kirjuta arvud. Loe.**

5 kümnelist ja 3 ühelist

--	--

5 kümnelist ja 5 ühelist

--	--

6 kümnelist ja 0 ühelist

--	--

4 kümnelist ja 8 ühelist

--	--

5 kümnelist ja 2 ühelist

--	--

1 kümneline ja 8 ühelist

--	--

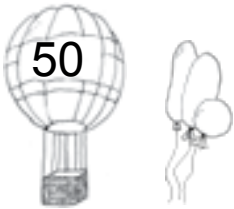

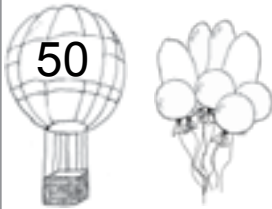

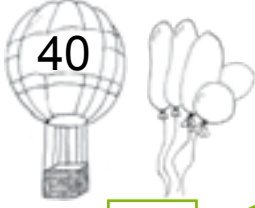



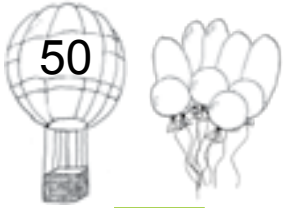

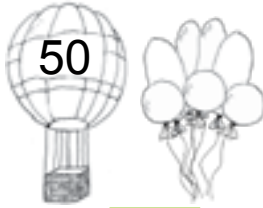



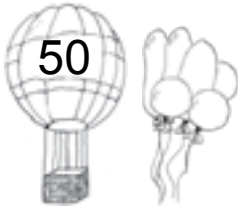

4 kümnelist ja 9 ühelist

--	--

5 kümnelist ja 1 üheline

--	--

**78. Kirjuta arvud. Võrdle (>, =, <).**

  <input type="text"/> <input type="text"/> <input type="text"/>	  <input type="text"/> <input type="text"/> <input type="text"/>
  <input type="text"/> <input type="text"/> <input type="text"/>	  <input type="text"/> <input type="text"/> <input type="text"/>
  <input type="text"/> <input type="text"/> <input type="text"/>	  <input type="text"/> <input type="text"/> <input type="text"/>
  <input type="text"/> <input type="text"/> <input type="text"/>	  <input type="text"/> <input type="text"/> <input type="text"/>

**79. Võrdle (>, =, <).**

56  59

51  55

60  59

49  49

53  52

48  38

57  51

38  38

56  57







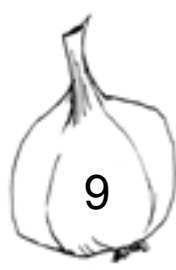








**80. Kirjuta arvu asendajad.**

5	6	5	9	4	1	5	3
5	0		6				

4	7	5	5	3	4	2	2

**81. Sobita köögi-viljad purkidesse.**

 10	 40	 20	 50	 30
 5	 9	 6	 7	 8
 47	 38	 59	 25	 16

**82. Kirjuta arvu kümnelised ja ühelised.**

$54 = \boxed{5} \text{ K} + \boxed{4} \text{ Ü}$

$38 = \boxed{\phantom{0}} \text{ K} + \boxed{\phantom{0}} \text{ Ü}$

$59 = \boxed{\phantom{0}} \text{ K} + \boxed{\phantom{0}} \text{ Ü}$

$47 = \boxed{\phantom{0}} \text{ K} + \boxed{\phantom{0}} \text{ Ü}$

$60 = \boxed{\phantom{0}} \text{ K} + \boxed{\phantom{0}} \text{ Ü}$

$51 = \boxed{\phantom{0}} \text{ K} + \boxed{\phantom{0}} \text{ Ü}$

$42 = \boxed{\phantom{0}} \text{ K} + \boxed{\phantom{0}} \text{ Ü}$

$19 = \boxed{\phantom{0}} \text{ K} + \boxed{\phantom{0}} \text{ Ü}$

**83. Kirjuta arv kümneliste ja üheliste summana.**

$57 = \boxed{5} \boxed{0} + \boxed{7}$

$56 = \boxed{\phantom{0}} \boxed{\phantom{0}} + \boxed{\phantom{0}}$

$53 = \boxed{\phantom{0}} \boxed{\phantom{0}} + \boxed{\phantom{0}}$

$48 = \boxed{\phantom{0}} \boxed{\phantom{0}} + \boxed{\phantom{0}}$

$44 = \boxed{\phantom{0}} \boxed{\phantom{0}} + \boxed{\phantom{0}}$

$35 = \boxed{\phantom{0}} \boxed{\phantom{0}} + \boxed{\phantom{0}}$

$60 = \boxed{\phantom{0}} \boxed{\phantom{0}} + \boxed{\phantom{0}}$

$27 = \boxed{\phantom{0}} \boxed{\phantom{0}} + \boxed{\phantom{0}}$

**84. Arvuta.**

$50 + 9 = \boxed{\phantom{0}} \boxed{\phantom{0}}$

$50 + 7 = \boxed{\phantom{0}} \boxed{\phantom{0}}$

$50 + 3 = \boxed{\phantom{0}} \boxed{\phantom{0}}$

$40 + 8 = \boxed{\phantom{0}} \boxed{\phantom{0}}$

$40 + 9 = \boxed{\phantom{0}} \boxed{\phantom{0}}$

$50 + 5 = \boxed{\phantom{0}} \boxed{\phantom{0}}$

$30 + 2 = \boxed{\phantom{0}} \boxed{\phantom{0}}$

$20 + 1 = \boxed{\phantom{0}} \boxed{\phantom{0}}$

### 85. Kirjuta puuduv arv.

$50 + \square = 56$

$30 + \square = 39$

$50 + \square = 55$

$50 + \square = 51$

$40 + \square = 44$

$50 + \square = 58$

$40 + \square = 45$

$50 + \square = 59$

$20 + \square = 21$

### 86. Lahenda ülesanne.

Markus sõitis staadionil rattaga 50 ringi.

Endel sõitist temast 3 ringi rohkem.

Mitu ringi sõitis staadionil Endel?



#### Andmed:

Markus  ringi ←

Endel  .....

Endel ?

#### Lahendus:

Mitu ringi sõitis staadionil Endel?

$\square\square \ominus \square\square = \square\square$

Vastus: Endel sõitis  ringi.

### 87. Lahenda ülesanne.

Reelika hüppas hüppe-nööriga 40 korda.

Miina tegi Reelikast 9 hüpet rohkem.

Mitu korda hüppas hüppe-nööriga Miina?



#### Andmed:

Reelika  hüpet ←

Miina  .....

Miina ?

#### Lahendus:

Mitu korda hüppas hüppe-nööriga Miina?

$$\boxed{\phantom{00}} \boxed{\phantom{00}} \bigcirc \boxed{\phantom{00}} \boxed{\phantom{00}} = \boxed{\phantom{00}} \boxed{\phantom{00}}$$

Vastus: Miina hüppas  hüpet.

### 88. Kirjuta puuduvad arvud.

$$50 + \boxed{\phantom{00}} = 57$$

$$40 + 6 = \boxed{\phantom{00}} \boxed{\phantom{00}}$$

$$\boxed{\phantom{00}} \boxed{\phantom{00}} + 3 = 43$$


$$50 + \boxed{\phantom{00}} = 59$$

$$50 + 8 = \boxed{\phantom{00}} \boxed{\phantom{00}}$$

$$\boxed{\phantom{00}} \boxed{\phantom{00}} + 5 = 35$$

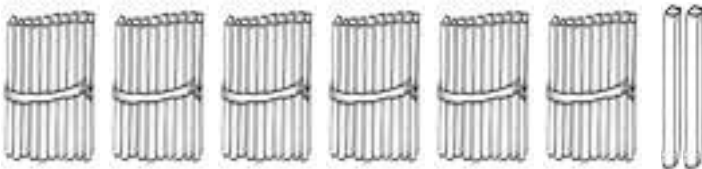
## ARVUD 61–70

89. Nimeta ja kirjuta arvud.




6 kümnelist ja 1 üheline

K	Ü




6 kümnelist ja 2 ühelist

K	Ü



6 kümnelist ja 3 ühelist


K	Ü



6 kümnelist ja 4 ühelist

K	Ü

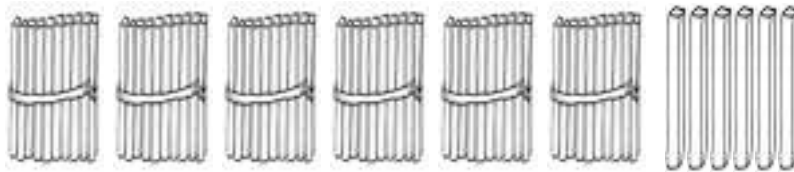




6 kümnelist ja 5 ühelist

K Ü


--	--



6 kümnelist ja 6 ühelist

K Ü

--	--



6 kümnelist ja 7 ühelist

K Ü

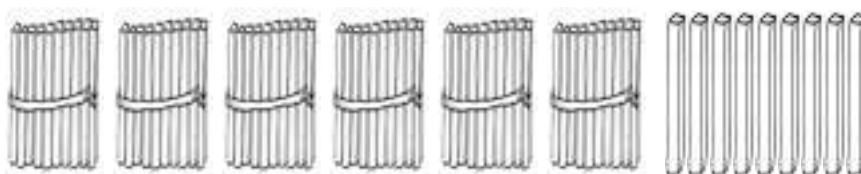
--	--



6 kümnelist ja 8 ühelist

K Ü


--	--



6 kümnelist ja 9 ühelist

K Ü

--	--



6 kümnelist ja 10 ühelist



K Ü

--	--



7 kümnelist ja 0 ühelist

K Ü

--	--

### PEA MEELES!



$$6 K + 1 K = \dots\dots K$$

$$60 \ddot{U} + 10 \ddot{U} = \dots\dots \ddot{U}$$

$$7 \text{ kümnelist} = \dots\dots \text{ühelist}$$

$$70 \text{ ühelist} = \dots\dots \text{kümnelist}$$



## 90. Kirjuta tabelisse puuduvad arvud.

Kümneliste järk märgi punasega.

1	2	3	4	5	6	7	8	9	
11	12	13	14			17	18	19	20
21		23	24	25	26	27	28	29	30
31	32	33		35	36	37		39	40
	42	43	44	45	46	47	48	49	
51	52		54	55	56		58	59	60
	62								70

- Loe arvu-tabeli viimase rea arvud.
- Loe üle-jäänud kirjutatud arvud.
- Võrdle arvu-tabeli ridu.
- Võrdle arvu-tabeli tulpasid.
- Kirjuta tabeli viimase rea paaris-arvud:

<input type="text"/>	<input type="text"/>	,	<input type="text"/>	<input type="text"/>	,	<input type="text"/>	<input type="text"/>	,	<input type="text"/>	<input type="text"/>	,	<input type="text"/>	<input type="text"/>
----------------------	----------------------	---	----------------------	----------------------	---	----------------------	----------------------	---	----------------------	----------------------	---	----------------------	----------------------

- Kirjuta tabeli viimase rea paaritud arvud:

<input type="text"/>	<input type="text"/>	,	<input type="text"/>	<input type="text"/>	,	<input type="text"/>	<input type="text"/>	,	<input type="text"/>	<input type="text"/>	,	<input type="text"/>	<input type="text"/>
----------------------	----------------------	---	----------------------	----------------------	---	----------------------	----------------------	---	----------------------	----------------------	---	----------------------	----------------------

91. Loe arvud.



$63 \rightarrow 69$

$49 \rightarrow 55$

$27 \rightarrow 38$

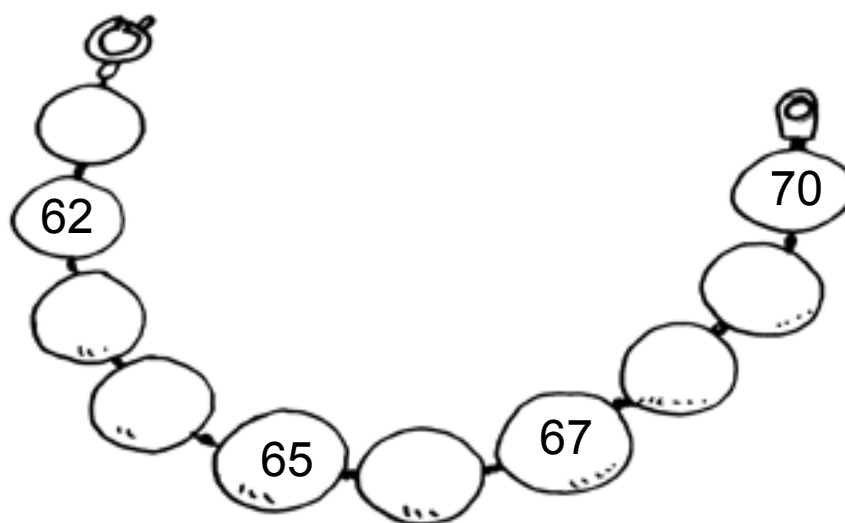
$70 \rightarrow 64$

$53 \rightarrow 44$


$33 \rightarrow 21$



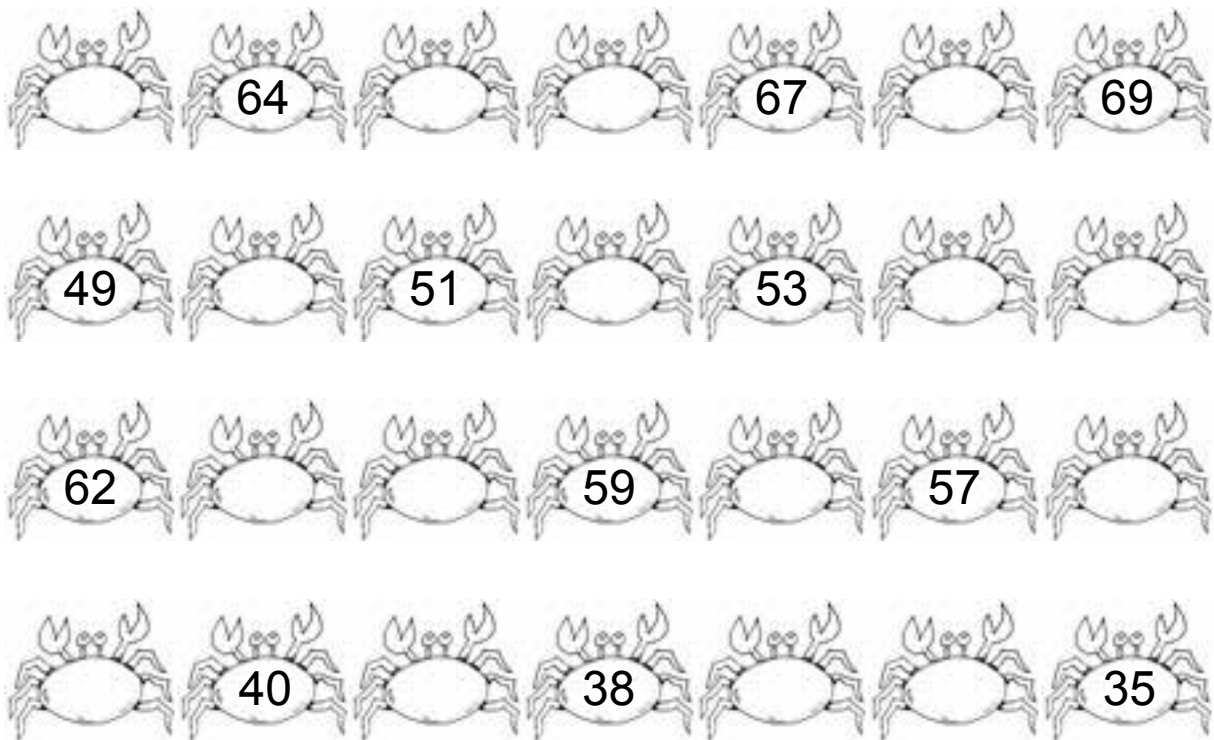
92. Kirjuta puuduvad arvud.



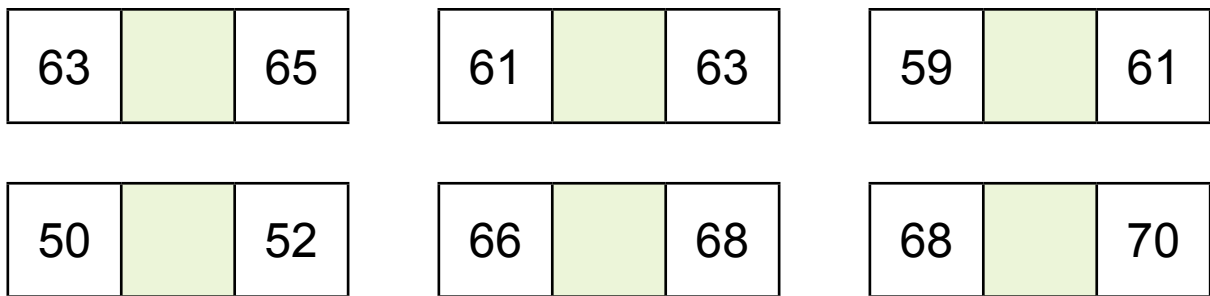
93. Kirjuta puuduvad arvud.



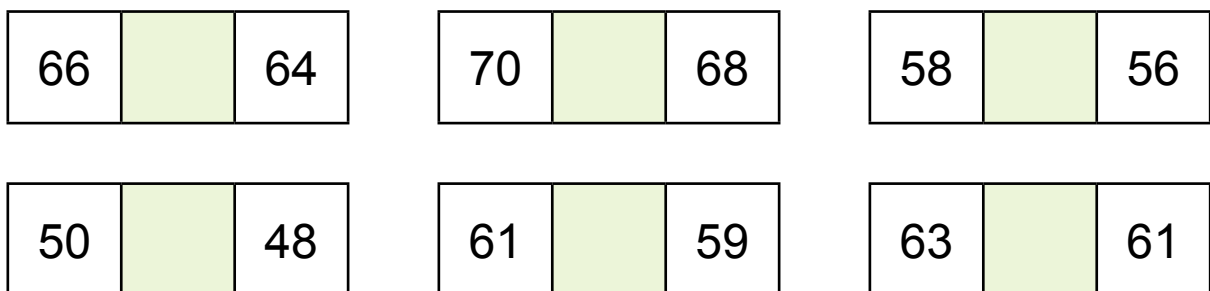
**94. Kirjuta puuduvad arvud.**



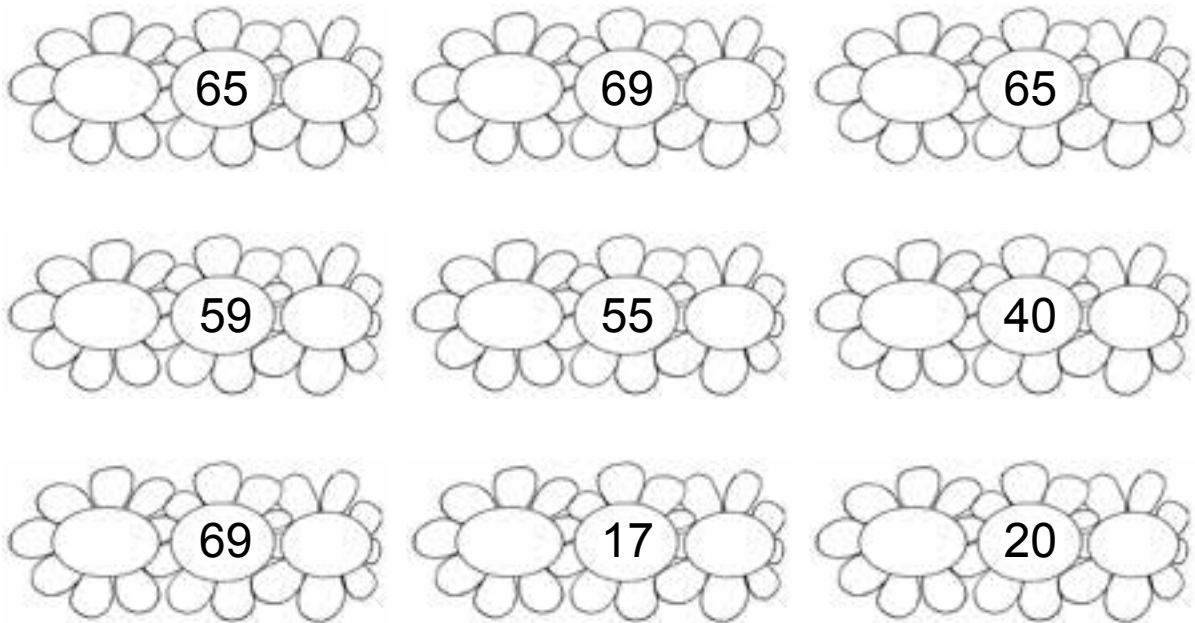
**95. Kirjuta puuduv arv.**



**96. Kirjuta puuduv arv.**




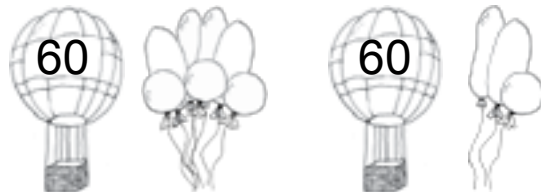






**97. Kirjuta arvu naabrid.**



**98. Kirjuta arvud. Loe.**

6 kümnelist ja 9 ühelist <input type="text"/> <input type="text"/>	6 kümnelist ja 1 üheline <input type="text"/> <input type="text"/>
6 kümnelist ja 5 ühelist <input type="text"/> <input type="text"/>	3 kümnelist ja 9 ühelist <input type="text"/> <input type="text"/>
7 kümnelist ja 0 ühelist <input type="text"/> <input type="text"/>	3 kümnelist ja 1 üheline <input type="text"/> <input type="text"/>
5 kümnelist ja 2 ühelist <input type="text"/> <input type="text"/>	6 kümnelist ja 8 ühelist <input type="text"/> <input type="text"/>

**99. Kirjuta arvud. Võrdle (>, =, <).**

 <input type="text"/> <input type="text"/> <input type="text"/>	 <input type="text"/> <input type="text"/> <input type="text"/>
 <input type="text"/> <input type="text"/> <input type="text"/>	 <input type="text"/> <input type="text"/> <input type="text"/>
 <input type="text"/> <input type="text"/> <input type="text"/>	 <input type="text"/> <input type="text"/> <input type="text"/>
 <input type="text"/> <input type="text"/> <input type="text"/>	 <input type="text"/> <input type="text"/> <input type="text"/>

**100. Võrdle (>, =, <).**

63  66

70  58

69  67

59  45

68  68

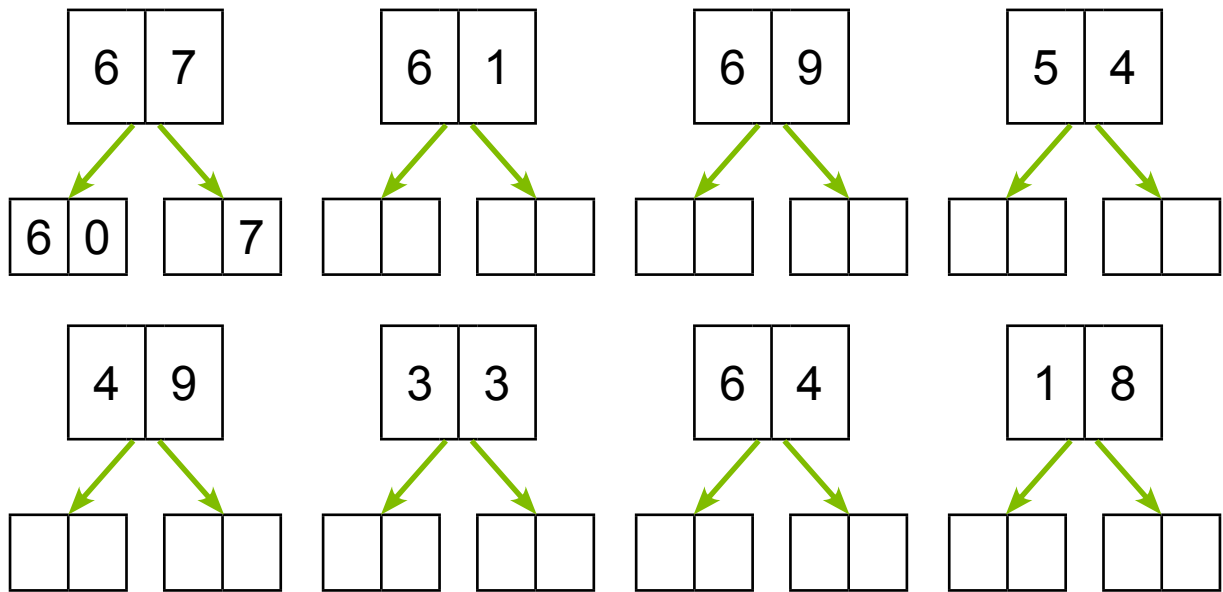
61  60

66  56

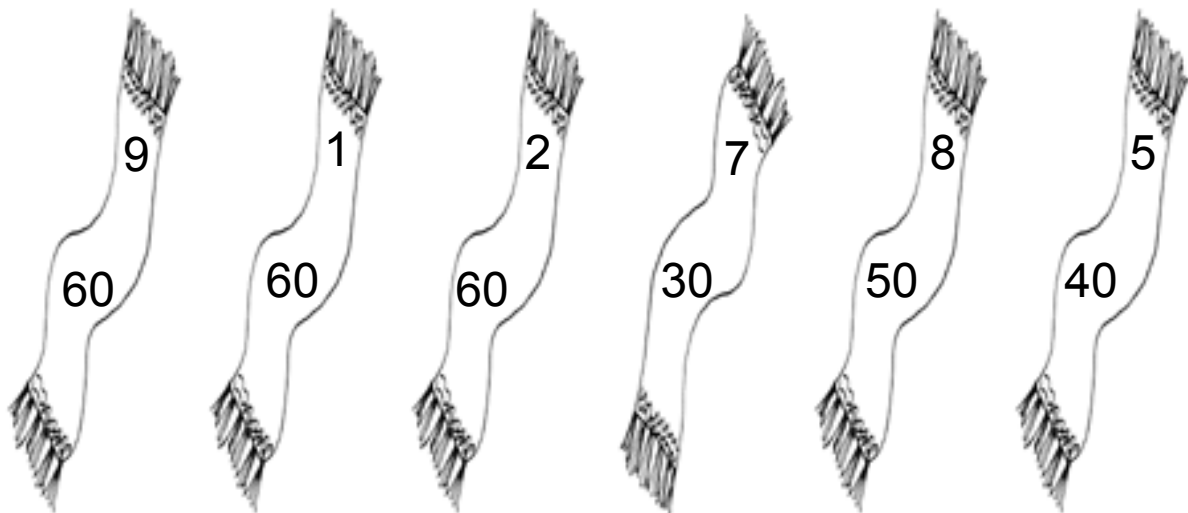
51  49

60  70

**101. Kirjuta arvu asendajad.**



**102. Sobita müts ja sall.**



Mis summaga sall jäi ilma mütsita?



**103. Kirjuta arvu kümnelised ja ühelised.**

$64 = \boxed{6} \text{ K} + \boxed{4} \text{ Ü}$

$58 = \boxed{\phantom{0}} \text{ K} + \boxed{\phantom{0}} \text{ Ü}$

$62 = \boxed{\phantom{0}} \text{ K} + \boxed{\phantom{0}} \text{ Ü}$

$44 = \boxed{\phantom{0}} \text{ K} + \boxed{\phantom{0}} \text{ Ü}$

$59 = \boxed{\phantom{0}} \text{ K} + \boxed{\phantom{0}} \text{ Ü}$

$16 = \boxed{\phantom{0}} \text{ K} + \boxed{\phantom{0}} \text{ Ü}$

$64 = \boxed{\phantom{0}} \text{ K} + \boxed{\phantom{0}} \text{ Ü}$

$27 = \boxed{\phantom{0}} \text{ K} + \boxed{\phantom{0}} \text{ Ü}$

**104. Kirjuta arv kümneliste ja üheliste summana.**

$63 = \boxed{6} \boxed{0} + \boxed{3}$

$62 = \boxed{\phantom{0}} \boxed{\phantom{0}} + \boxed{\phantom{0}}$

$58 = \boxed{\phantom{0}} \boxed{\phantom{0}} + \boxed{\phantom{0}}$

$59 = \boxed{\phantom{0}} \boxed{\phantom{0}} + \boxed{\phantom{0}}$

$66 = \boxed{\phantom{0}} \boxed{\phantom{0}} + \boxed{\phantom{0}}$

$47 = \boxed{\phantom{0}} \boxed{\phantom{0}} + \boxed{\phantom{0}}$

$40 = \boxed{\phantom{0}} \boxed{\phantom{0}} + \boxed{\phantom{0}}$

$36 = \boxed{\phantom{0}} \boxed{\phantom{0}} + \boxed{\phantom{0}}$

**105. Arvuta.**

$60 + 3 = \boxed{\phantom{0}} \boxed{\phantom{0}}$

$30 + 5 = \boxed{\phantom{0}} \boxed{\phantom{0}}$

$60 + 1 = \boxed{\phantom{0}} \boxed{\phantom{0}}$

$60 + 4 = \boxed{\phantom{0}} \boxed{\phantom{0}}$

$50 + 9 = \boxed{\phantom{0}} \boxed{\phantom{0}}$

$40 + 2 = \boxed{\phantom{0}} \boxed{\phantom{0}}$

$40 + 7 = \boxed{\phantom{0}} \boxed{\phantom{0}}$

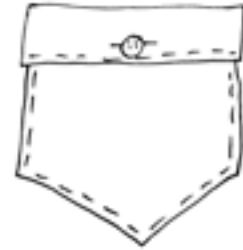

$20 + 8 = \boxed{\phantom{0}} \boxed{\phantom{0}}$

**106. Lahenda ülesanne.**

Paul sai sellel kuul tasku-raha 10 eurot.

Piia sai raha 7 eurot rohkem.

Kui palju sai tasku-raha Piia?



**Andmed:**

Paul  eurot ←  
Piia  eurot .....

Piia ?

**Lahendus:**

Kui palju sai tasku-raha Piia?

eurot ○  eurot =  eurot

**Vastus:** Piia sai  eurot tasku-raha.

**107. Kirjuta puuduv arv.**

60 +  = 68

50 +  = 52

50 +  = 51

60 +  = 64

60 +  = 61

40 +  = 47

30 +  = 39

60 +  = 66

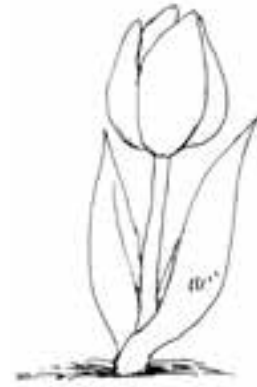
10 +  = 19

**108. Lahenda ülesanne.**

Vana-ema pani maha 20 tulbi-sibulat.

Ema pani mulda 6 sibulat rohkem.

Mitu tulbi-sibulat pani maha ema?



**Andmed:**

Vana-ema  tulbi-sibulat ←

Ema  .....

---

Ema?

**Lahendus:**

Mitu tulbi-sibulat pani maha ema?

$$\boxed{\phantom{00}} \boxed{\phantom{00}} \ominus \boxed{\phantom{00}} \boxed{\phantom{00}} = \boxed{\phantom{00}} \boxed{\phantom{00}}$$

**Vastus:** Ema pani maha  tulbi-sibulat.

**109. Kirjuta puuduvad arvud.**

$$60 + \boxed{\phantom{00}} = 68$$

$$50 + 9 = \boxed{\phantom{00}} \boxed{\phantom{00}}$$

$$\boxed{\phantom{00}} \boxed{\phantom{00}} + 7 = 57$$


$$40 + \boxed{\phantom{00}} = 41$$

$$60 + 1 = \boxed{\phantom{00}} \boxed{\phantom{00}}$$

$$\boxed{\phantom{00}} \boxed{\phantom{00}} + 3 = 13$$

## ARVUD 71–80

**110.** Nimeta ja kirjuta arvud.



7 kümnelist ja 1 üheline

K	Ü



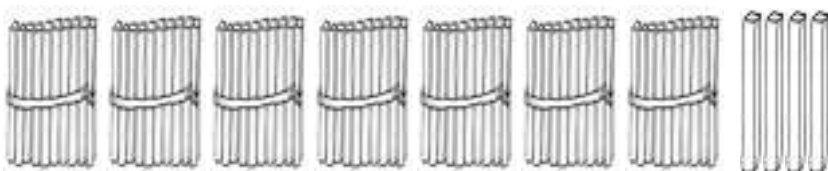
7 kümnelist ja 2 ühelist

K	Ü



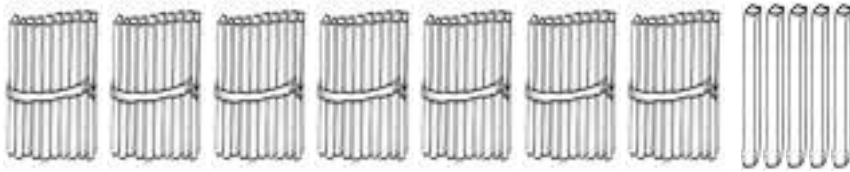
7 kümnelist ja 3 ühelist

K	Ü




7 kümnelist ja 4 ühelist

K	Ü



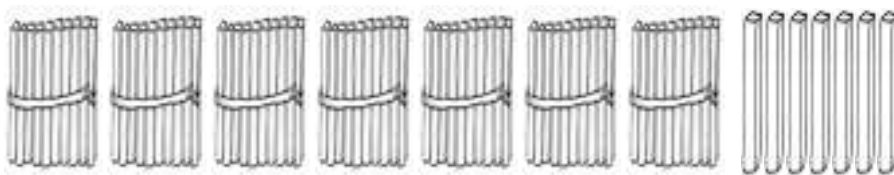
7 kümnelist ja 5 ühelist

K	Ü



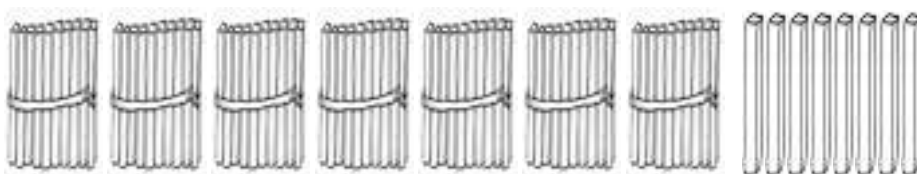
7 kümnelist ja 6 ühelist

K	Ü




7 kümnelist ja 7 ühelist

K	Ü



7 kümnelist ja 8 ühelist

K	Ü



7 kümnelist ja 9 ühelist

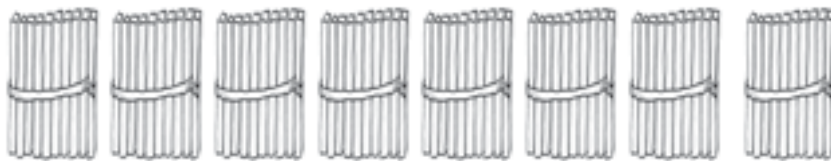
K	Ü



7 kümnelist ja 10 ühelist

K Ü

--	--



8 kümnelist ja 0 ühelist

K Ü

--	--

### PEA MEELES!



$$7 K + 1 K = \dots K$$

$$70 \text{ Ü} + 10 \text{ Ü} = \dots \text{ Ü}$$

$$8 \text{ kümnelist} = \dots \text{ ühelist}$$

$$80 \text{ ühelist} = \dots \text{ kümnelist}$$



### 111. Kirjuta tabelisse puuduvad arvud.

Kümneliste järk märgi punasega.

1	2	3		5	6	7	8		10
	12	13	14	15	16		18	19	20
21	22	23	24		26	27	28	29	
	32	33	34	35		37	38	39	40
41	42		44	45	46	47		49	50
51		53		55	56	57	58	59	
	62	63		65	66		68	69	70
								79	

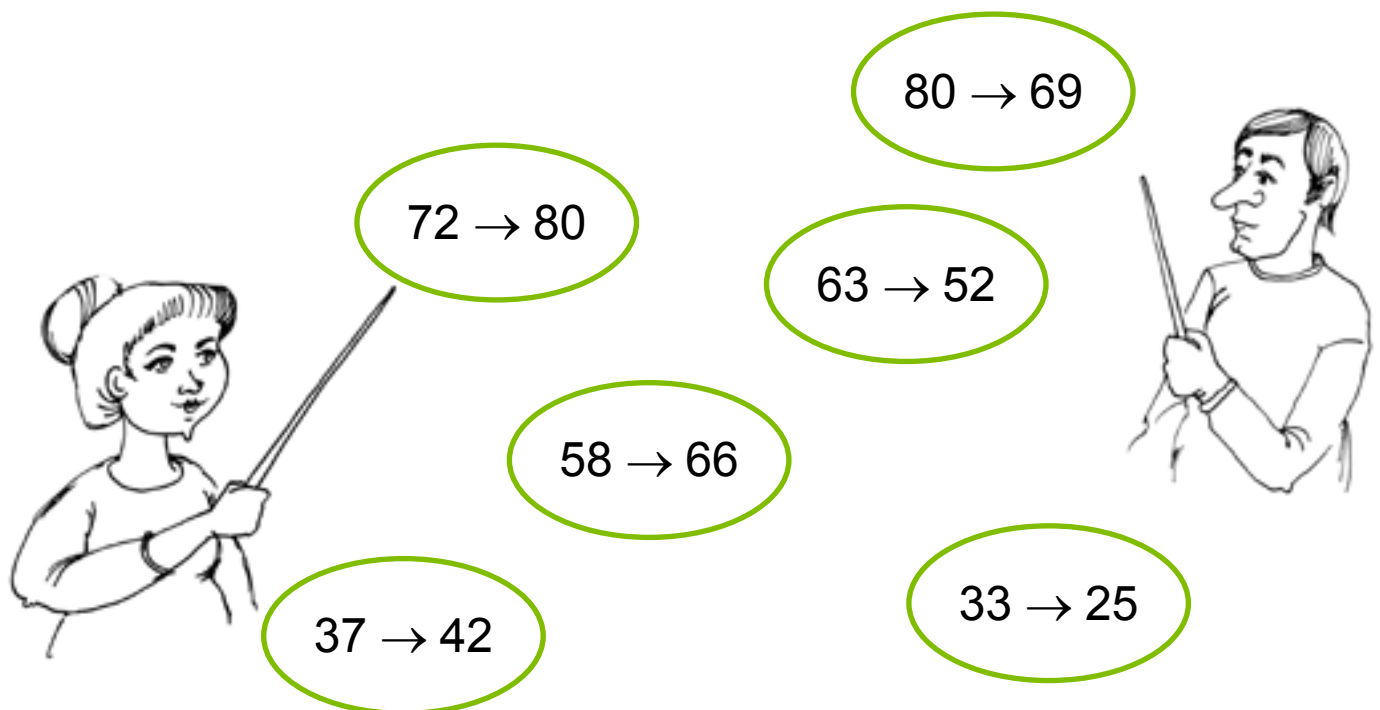
- Loe arvu-tabeli viimase rea arvud.
- Loe üle-jäänud kirjutatud arvud.
- Võrdle arvu-tabeli ridu.
- Võrdle arvu-tabeli tulpasid.
- Kirjuta tabeli viimase rea paaris-arvud:

<input type="text"/>	<input type="text"/>	,	<input type="text"/>	<input type="text"/>	,	<input type="text"/>	<input type="text"/>	,	<input type="text"/>	<input type="text"/>	,	<input type="text"/>	<input type="text"/>
----------------------	----------------------	---	----------------------	----------------------	---	----------------------	----------------------	---	----------------------	----------------------	---	----------------------	----------------------


- Kirjuta tabeli viimase rea paaritud arvud:

<input type="text"/>	<input type="text"/>	,	<input type="text"/>	<input type="text"/>	,	<input type="text"/>	<input type="text"/>	,	<input type="text"/>	<input type="text"/>	,	<input type="text"/>	<input type="text"/>
----------------------	----------------------	---	----------------------	----------------------	---	----------------------	----------------------	---	----------------------	----------------------	---	----------------------	----------------------

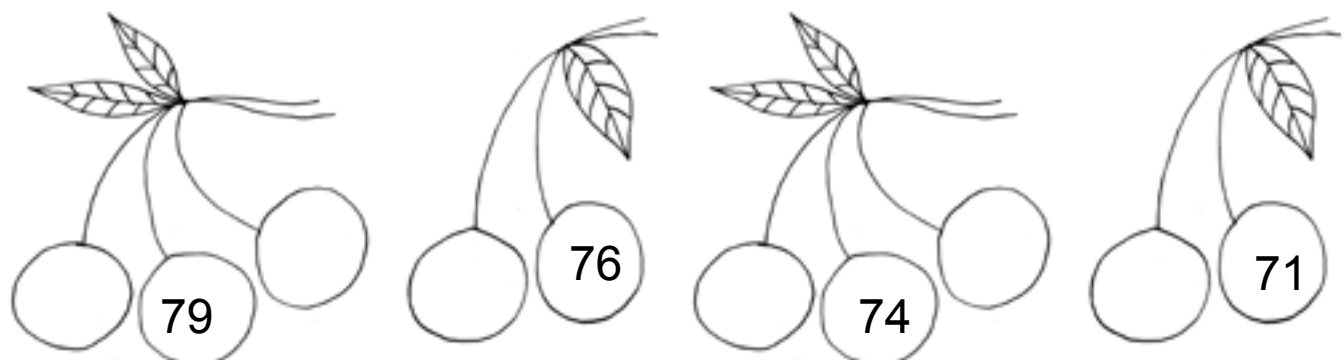
**112. Loe arvud.**



**113. Kirjuta puuduvad arvud.**

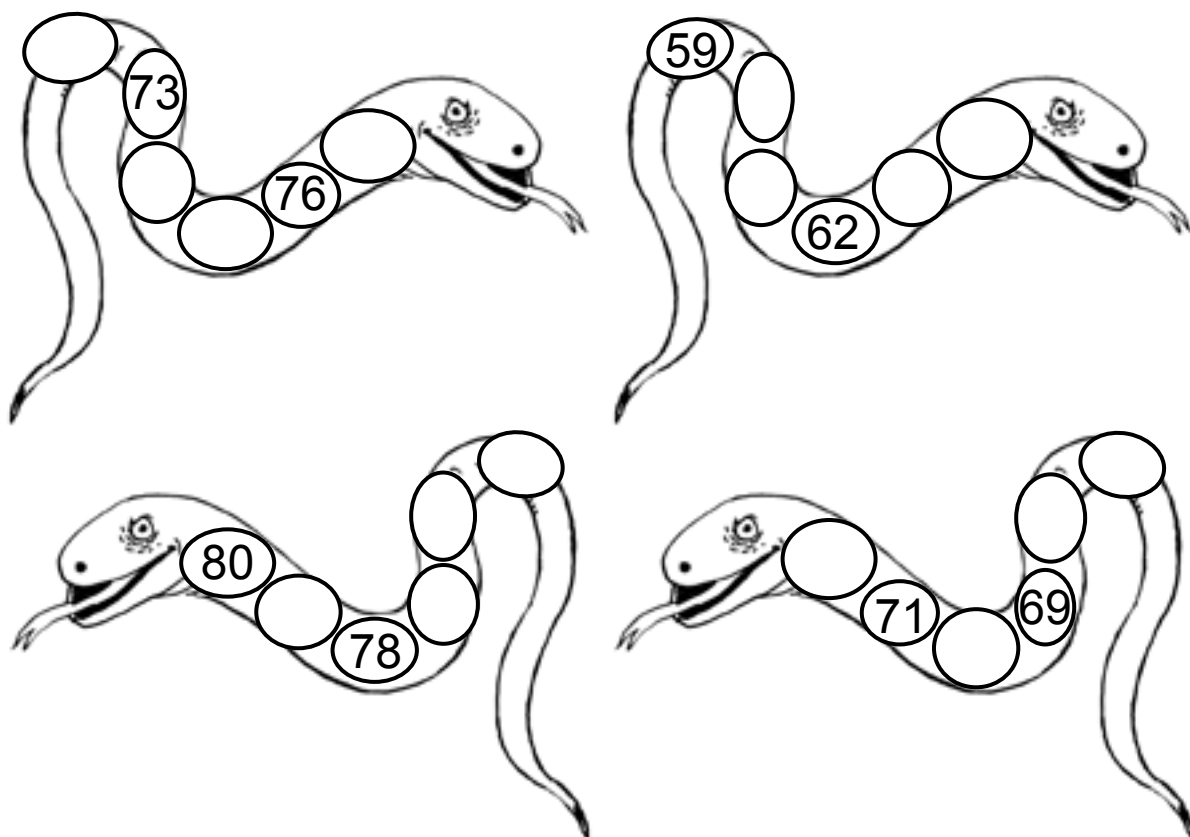


**114. Kirjuta puuduvad arvud.**





**115.** Kirjuta puuduvad arvud.



**116.** Kirjuta puuduv arv.

72		74
----	--	----

78		80
----	--	----

69		71
----	--	----

77		79
----	--	----

49		51
----	--	----

66		68
----	--	----

**117.** Kirjuta puuduv arv.

75		73
----	--	----

79		77
----	--	----

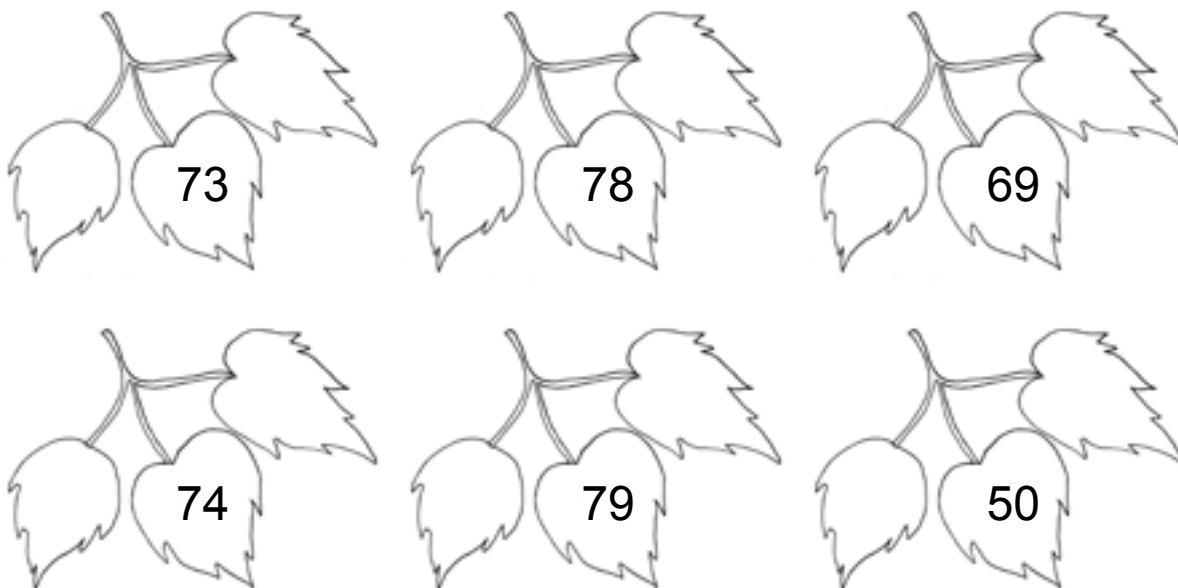
67		65
----	--	----

50		48
----	--	----

80		78
----	--	----

61		59
----	--	----

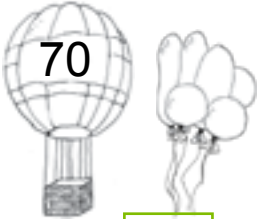
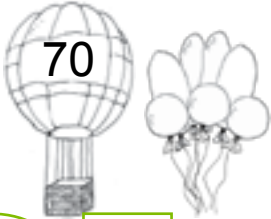


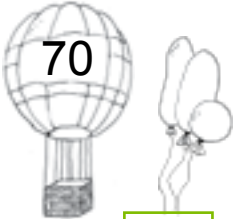
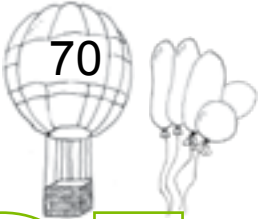
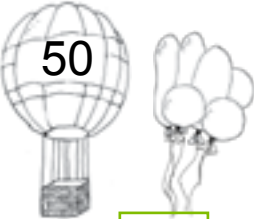

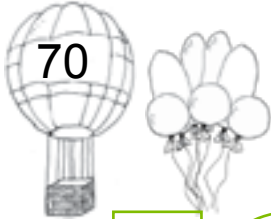



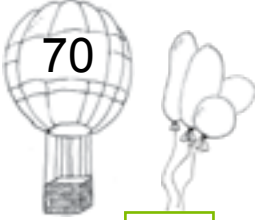


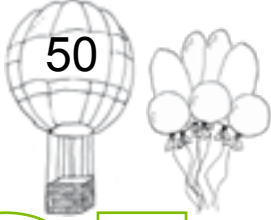
**118. Kirjuta arvu naabrid.**



**119. Kirjuta arvud. Loe.**

7 kümnelist ja 1 üheline <input type="text"/> <input type="text"/>	7 kümnelist ja 6 ühelist <input type="text"/> <input type="text"/>
6 kümnelist ja 8 ühelist <input type="text"/> <input type="text"/>	5 kümnelist ja 3 ühelist <input type="text"/> <input type="text"/>
7 kümnelist ja 5 ühelist <input type="text"/> <input type="text"/>	4 kümnelist ja 7 ühelist <input type="text"/> <input type="text"/>
6 kümnelist ja 0 ühelist <input type="text"/> <input type="text"/>	7 kümnelist ja 2 ühelist <input type="text"/> <input type="text"/>

**120.** Kirjuta arvud. Võrdle (>, =, <).

  <input type="text"/> <input type="text"/> <input type="text"/>	  <input type="text"/> <input type="text"/> <input type="text"/>
  <input type="text"/> <input type="text"/> <input type="text"/>	  <input type="text"/> <input type="text"/> <input type="text"/>
  <input type="text"/> <input type="text"/> <input type="text"/>	  <input type="text"/> <input type="text"/> <input type="text"/>
  <input type="text"/> <input type="text"/> <input type="text"/>	  <input type="text"/> <input type="text"/> <input type="text"/>

**121.** Võrdle (>, =, <).

75  72

79  80

68  78

72  74

71  51

80  60

66  66

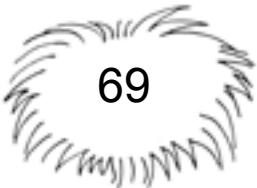






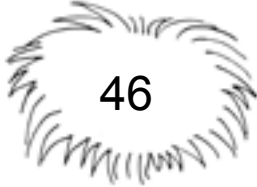




77  44

73  76

**122. Kirjuta arvu asendajad.**

7	6	7	9	6	1	5	8
7	0						
7	4	6	6	3	7	2	2

**123. Leia linnu-poegadele pesa.**

**124. Kirjuta arvu kümnelised ja ühelised.**

$72 = \boxed{7} \text{ K} + \boxed{2} \text{ Ü}$

$58 = \boxed{\phantom{0}} \text{ K} + \boxed{\phantom{0}} \text{ Ü}$

$69 = \boxed{\phantom{0}} \text{ K} + \boxed{\phantom{0}} \text{ Ü}$

$34 = \boxed{\phantom{0}} \text{ K} + \boxed{\phantom{0}} \text{ Ü}$

$75 = \boxed{\phantom{0}} \text{ K} + \boxed{\phantom{0}} \text{ Ü}$

$27 = \boxed{\phantom{0}} \text{ K} + \boxed{\phantom{0}} \text{ Ü}$

$71 = \boxed{\phantom{0}} \text{ K} + \boxed{\phantom{0}} \text{ Ü}$

$79 = \boxed{\phantom{0}} \text{ K} + \boxed{\phantom{0}} \text{ Ü}$

**125. Kirjuta arv kümneliste ja üheliste summana.**

$78 = \boxed{7} \boxed{0} + \boxed{8}$

$71 = \boxed{\phantom{0}} \boxed{\phantom{0}} + \boxed{\phantom{0}}$

$72 = \boxed{\phantom{0}} \boxed{\phantom{0}} + \boxed{\phantom{0}}$

$63 = \boxed{\phantom{0}} \boxed{\phantom{0}} + \boxed{\phantom{0}}$

$65 = \boxed{\phantom{0}} \boxed{\phantom{0}} + \boxed{\phantom{0}}$

$55 = \boxed{\phantom{0}} \boxed{\phantom{0}} + \boxed{\phantom{0}}$

$49 = \boxed{\phantom{0}} \boxed{\phantom{0}} + \boxed{\phantom{0}}$

$14 = \boxed{\phantom{0}} \boxed{\phantom{0}} + \boxed{\phantom{0}}$

**126. Arvuta.**

$70 + 3 = \boxed{\phantom{0}} \boxed{\phantom{0}}$

$70 + 7 = \boxed{\phantom{0}} \boxed{\phantom{0}}$

$70 + 1 = \boxed{\phantom{0}} \boxed{\phantom{0}}$

$70 + 8 = \boxed{\phantom{0}} \boxed{\phantom{0}}$

$60 + 9 = \boxed{\phantom{0}} \boxed{\phantom{0}}$

$60 + 1 = \boxed{\phantom{0}} \boxed{\phantom{0}}$

$50 + 5 = \boxed{\phantom{0}} \boxed{\phantom{0}}$

$30 + 3 = \boxed{\phantom{0}} \boxed{\phantom{0}}$

### 127. Lahenda ülesanne.

Dumle šokolaad maksab 70 senti.

Kinderi šokolaad on 7 senti kallim.

Kui palju maksab Kinderi šokolaad?



#### Andmed:

Dumle   senti ←  
Kinder   .....

Kinder ?

#### Lahendus:

Kui palju maksab Kinderi šokolaad?

senti ○   senti =   senti

Vastus: Kinderi šokolaad maksab   senti.

### 128. Kirjuta puuduv arv.

$70 + \square = 72$

$70 + \square = 74$

$70 + \square = 75$

$70 + \square = 78$

$60 + \square = 69$

$40 + \square = 43$

$50 + \square = 56$

$40 + \square = 41$

$30 + \square = 39$

**129. Lahenda ülesanne.**

Mardi-sandid käisid 20 peres.

Kadri-sandid käisid 4 peres rohkem.

Mitmes peres käisid kadri-sandid?



**Andmed:**

Mardi-sandid   peres ←

Kadri-sandid   .....

Kadri-sandid ?

**Lahendus:**

Mitmes peres käisid kadri-sandid?

$$\boxed{\phantom{00}} \boxed{\phantom{00}} \bigcirc \boxed{\phantom{00}} \boxed{\phantom{00}} = \boxed{\phantom{00}} \boxed{\phantom{00}}$$

**Vastus:** Kadri-sandid käisid   peres.

**130. Kirjuta puuduvad arvud.**

$$70 + \boxed{\phantom{00}} = 76$$

$$60 + 2 = \boxed{\phantom{00}} \boxed{\phantom{00}}$$

$$\boxed{\phantom{00}} \boxed{\phantom{00}} + 5 = 65$$

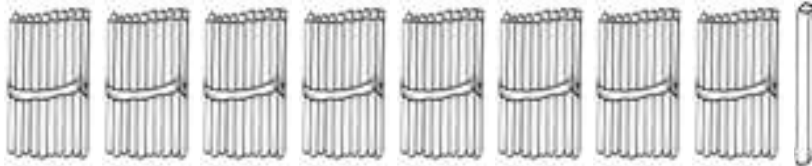
$$50 + \boxed{\phantom{00}} = 55$$

$$70 + 3 = \boxed{\phantom{00}} \boxed{\phantom{00}}$$

$$\boxed{\phantom{00}} \boxed{\phantom{00}} + 4 = 34$$

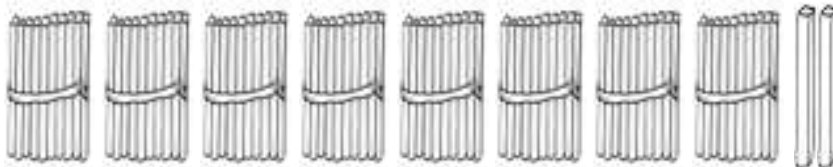
## ARVUD 81–90

**131.** Nimeta ja kirjuta arvud.



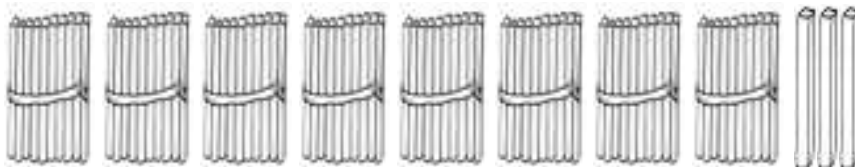
8 kümnelist ja 1 üheline

K	Ü



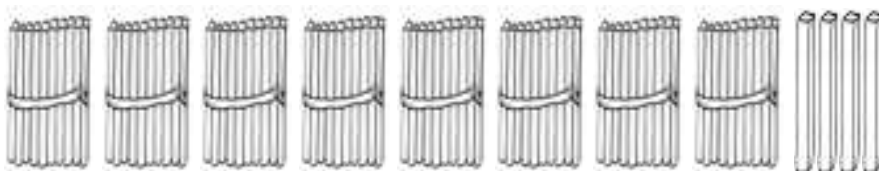
8 kümnelist ja 2 ühelist

K	Ü



8 kümnelist ja 3 ühelist

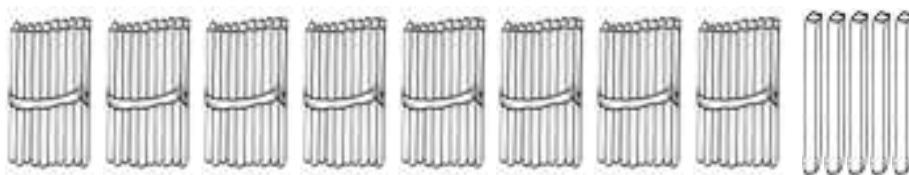
K	Ü



8 kümnelist ja 4 ühelist

K	Ü

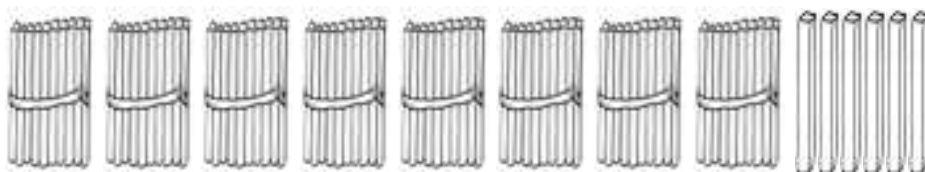




8 kümnelist ja 5 ühelist

K Ü


--	--



8 kümnelist ja 6 ühelist

K Ü

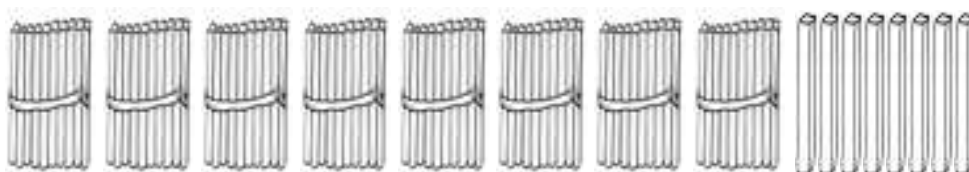
--	--



8 kümnelist ja 7 ühelist

K Ü

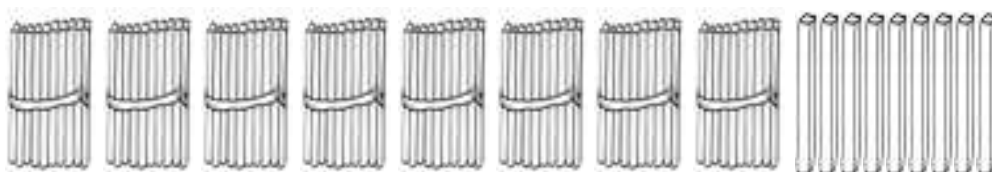
--	--



8 kümnelist ja 8 ühelist

K Ü

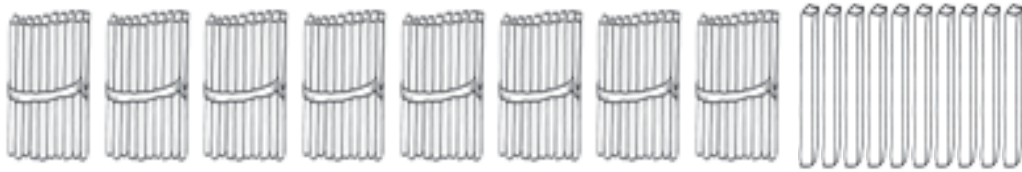
--	--



8 kümnelist ja 9 ühelist


K Ü

--	--



8 kümnelist ja 10 ühelist

K	Ü



9 kümnelist ja 0 ühelist

K	Ü

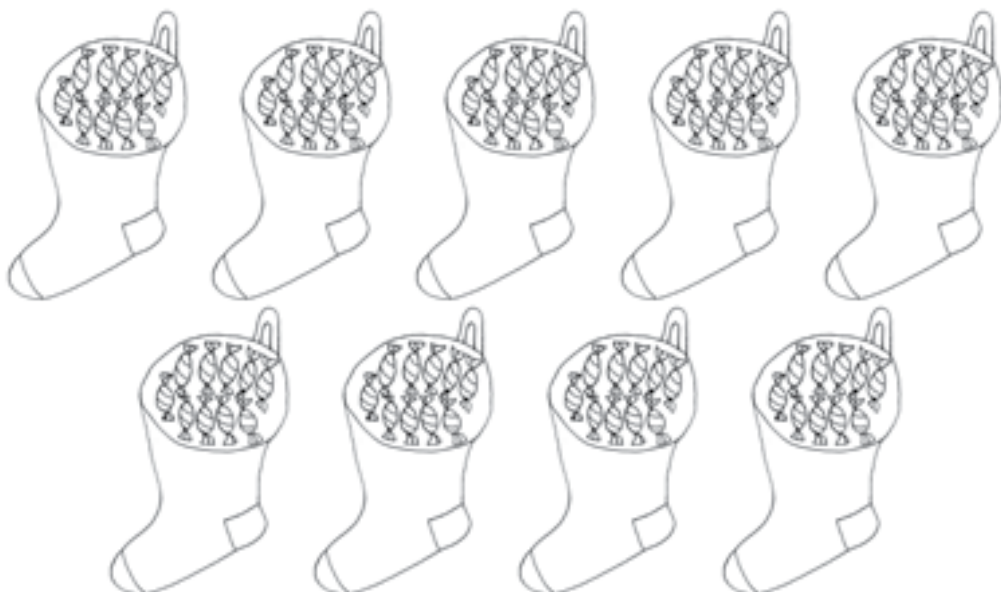
### PEA MEELES!

$$8 \text{ K} + 1 \text{ K} = \dots\dots \text{K}$$

$$80 \text{ Ü} + 10 \text{ Ü} = \dots\dots \text{Ü}$$

$$9 \text{ kümnelist} = \dots\dots \text{ühelist}$$

$$90 \text{ ühelist} = \dots\dots \text{kümnelist}$$



### 132. Kirjuta tabelisse puuduvad arvud.

Kümneliste järk märgi punasega.

1		3	4	5	6	7	8		10
11	12	13		15	16	17	18	19	
21	22		24	25	26		28	29	30
	32	33	34		36	37		39	40
	42	43	44	45	46	47	48		50
51	52	53	54	55		57	58	59	
61	62	63		65	66	67	68		70
71		73	74	75	76		78	79	80
									90

- Loe arvu-tabeli viimase rea arvud.
- Loe üle-jäänud kirjutatud arvud.
- Võrdle arvu-tabeli ridu.
- Võrdle arvu-tabeli tulpasid.
- Kirjuta tabeli viimase rea paaris-arvud:

<input type="text"/>	<input type="text"/>	,	<input type="text"/>	<input type="text"/>	,	<input type="text"/>	<input type="text"/>	,	<input type="text"/>	<input type="text"/>	,	<input type="text"/>	<input type="text"/>
----------------------	----------------------	---	----------------------	----------------------	---	----------------------	----------------------	---	----------------------	----------------------	---	----------------------	----------------------

- Kirjuta tabeli viimase rea paaritud arvud:

<input type="text"/>	<input type="text"/>	,	<input type="text"/>	<input type="text"/>	,	<input type="text"/>	<input type="text"/>	,	<input type="text"/>	<input type="text"/>	,	<input type="text"/>	<input type="text"/>
----------------------	----------------------	---	----------------------	----------------------	---	----------------------	----------------------	---	----------------------	----------------------	---	----------------------	----------------------

**133. Loe arvud.**

$82 \rightarrow 98$

$72 \rightarrow 63$

$30 \rightarrow 40$

$90 \rightarrow 79$

$58 \rightarrow 66$

$67 \rightarrow 52$

$75 \rightarrow 85$

$30 \rightarrow 20$

$67 \rightarrow 75$

$44 \rightarrow 38$



**134. Kirjuta puuduvad arvud.**



**135. Kirjuta puuduvad arvud.**



**136. Kirjuta puuduvad arvud.**

81			84			87	
----	--	--	----	--	--	----	--

	69			72			
--	----	--	--	----	--	--	--

57			60			63	
----	--	--	----	--	--	----	--

90			87			84	
----	--	--	----	--	--	----	--

	73			70			
--	----	--	--	----	--	--	--

41			38			35	
----	--	--	----	--	--	----	--

**137. Kirjuta puuduv arv.**

86		88
----	--	----

81		83
----	--	----

79		81
----	--	----

77		79
----	--	----

84		86
----	--	----

88		90
----	--	----

**138. Kirjuta puuduv arv.**

83		81
----	--	----

90		88
----	--	----

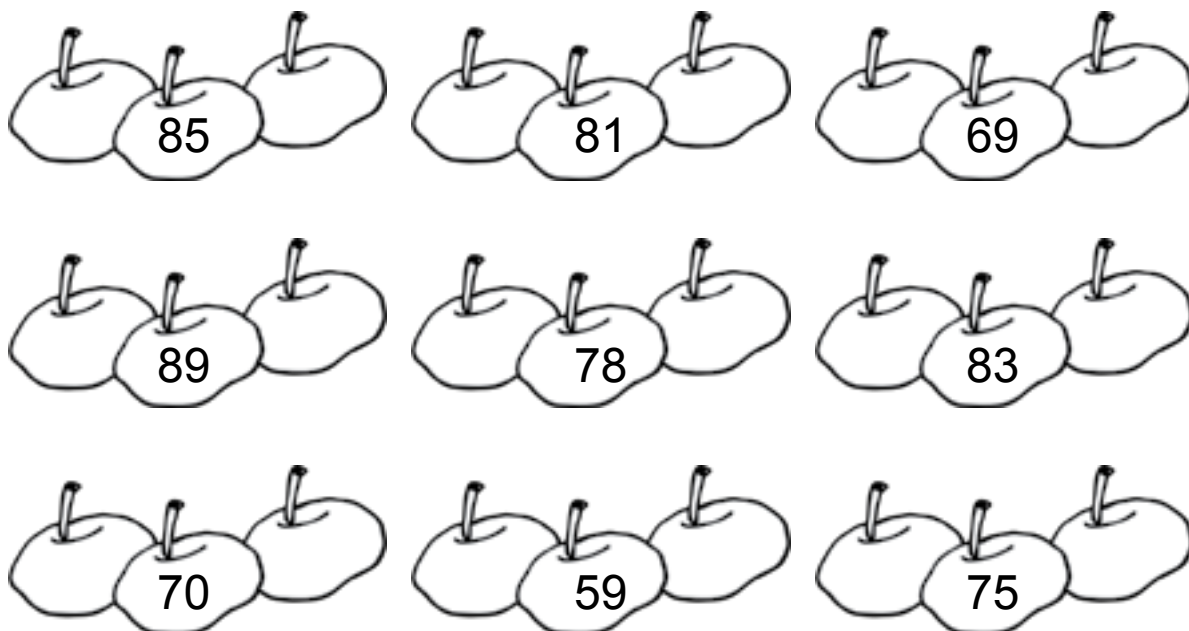
86		84
----	--	----

80		78
----	--	----

71		69
----	--	----

65		63
----	--	----

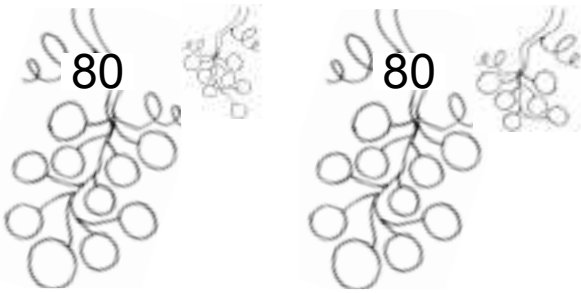
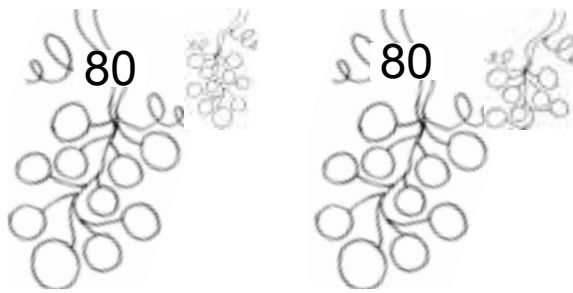
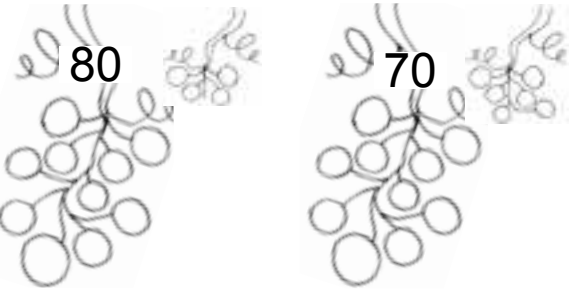

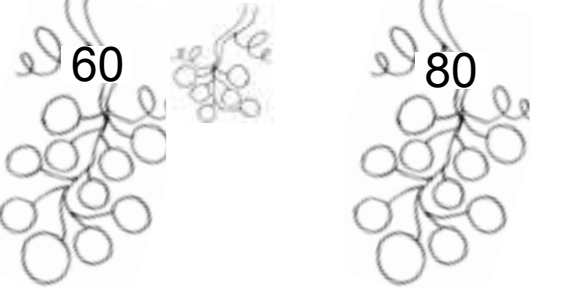
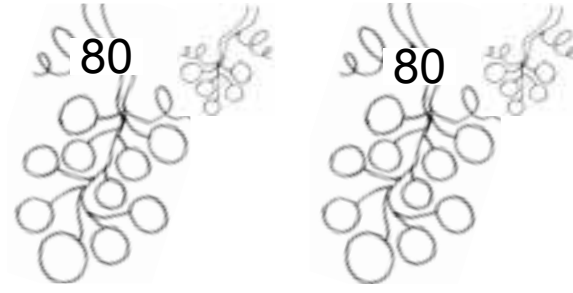
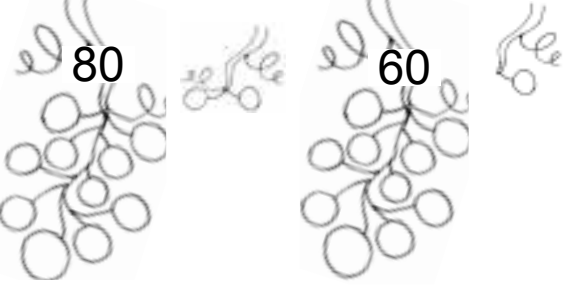

**139. Kirjuta arvu naabrid.**



**140. Kirjuta arvud. Loe.**

8 kümnelist ja 9 ühelist <input type="text"/> <input type="text"/>	9 kümnelist ja 0 ühelist <input type="text"/> <input type="text"/>
8 kümnelist ja 3 ühelist <input type="text"/> <input type="text"/>	7 kümnelist ja 8 ühelist <input type="text"/> <input type="text"/>
8 kümnelist ja 1 üheline <input type="text"/> <input type="text"/>	6 kümnelist ja 2 ühelist <input type="text"/> <input type="text"/>
7 kümnelist ja 0 ühelist <input type="text"/> <input type="text"/>	5 kümnelist ja 6 ühelist <input type="text"/> <input type="text"/>

141. Kirjuta arvud. Võrdle (>, =, <).

 <p>80      80</p> <p><input type="text"/> <input type="text"/> <input type="text"/></p>	 <p>80      80</p> <p><input type="text"/> <input type="text"/> <input type="text"/></p>
 <p>80      70</p> <p><input type="text"/> <input type="text"/> <input type="text"/></p>	 <p>70      90</p> <p><input type="text"/> <input type="text"/> <input type="text"/></p>
 <p>60      80</p> <p><input type="text"/> <input type="text"/> <input type="text"/></p>	 <p>80      80</p> <p><input type="text"/> <input type="text"/> <input type="text"/></p>
 <p>80      60</p> <p><input type="text"/> <input type="text"/> <input type="text"/></p>	 <p>80      70</p> <p><input type="text"/> <input type="text"/> <input type="text"/></p>

**142. Võrdle (>, =, <).**

84  81

87  89

88  90

78  87

81  82

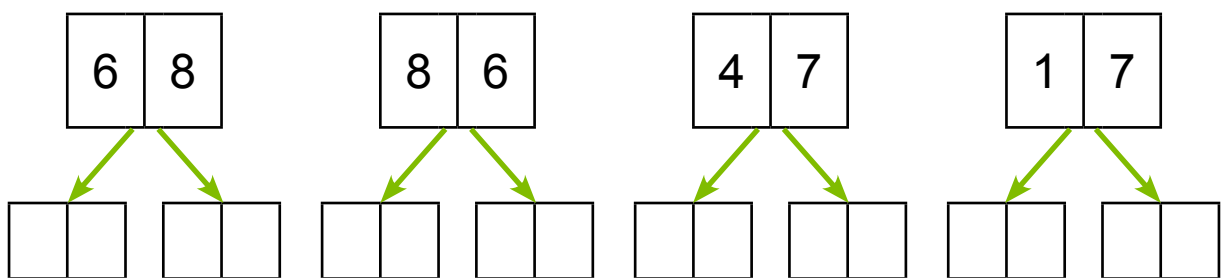
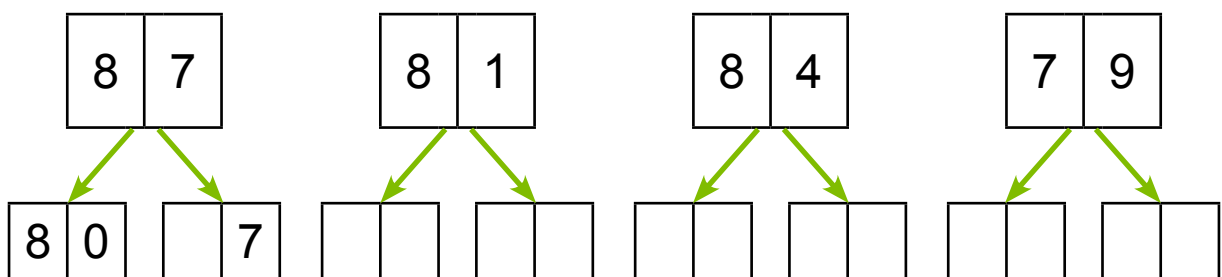
86  68

84  84

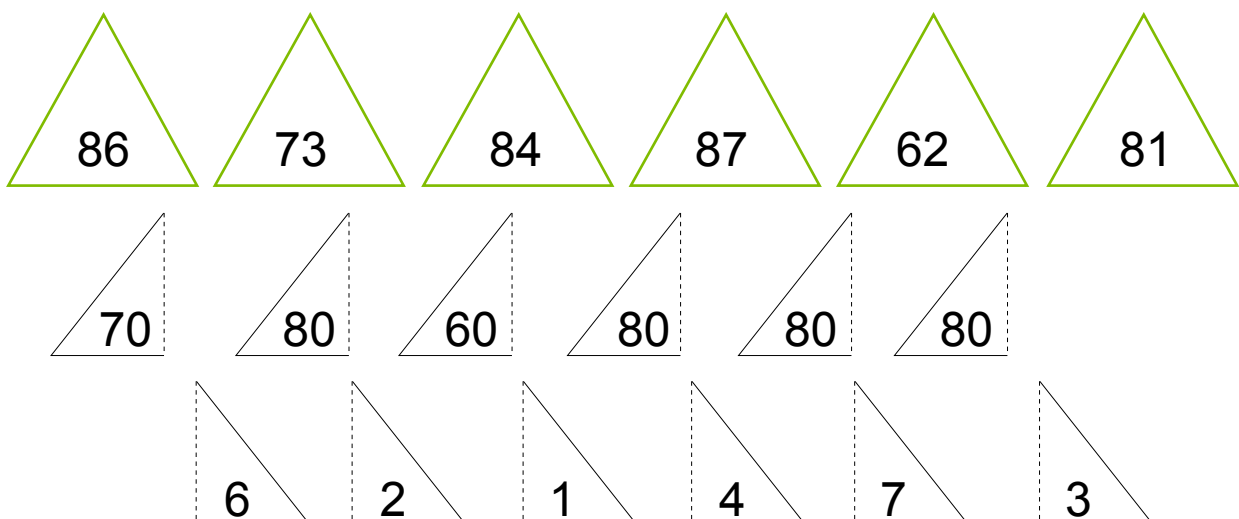
85  75

90  79

**143. Kirjuta arvu asendajad.**



**144. Värvige kokku-sobivad kolm-nurgad ühte värviga.**





**145. Kirjuta arvu kümnelised ja ühelised.**

$86 = \boxed{8} \text{ K} + \boxed{6} \text{ Ü}$

$77 = \boxed{\phantom{0}} \text{ K} + \boxed{\phantom{0}} \text{ Ü}$

$83 = \boxed{\phantom{0}} \text{ K} + \boxed{\phantom{0}} \text{ Ü}$

$61 = \boxed{\phantom{0}} \text{ K} + \boxed{\phantom{0}} \text{ Ü}$

$75 = \boxed{\phantom{0}} \text{ K} + \boxed{\phantom{0}} \text{ Ü}$

$59 = \boxed{\phantom{0}} \text{ K} + \boxed{\phantom{0}} \text{ Ü}$

$82 = \boxed{\phantom{0}} \text{ K} + \boxed{\phantom{0}} \text{ Ü}$

$88 = \boxed{\phantom{0}} \text{ K} + \boxed{\phantom{0}} \text{ Ü}$

**146. Kirjuta arv kümneliste ja üheliste summana.**

$82 = \boxed{8} \boxed{0} + \boxed{2}$

$65 = \boxed{\phantom{0}} \boxed{\phantom{0}} + \boxed{\phantom{0}}$

$79 = \boxed{\phantom{0}} \boxed{\phantom{0}} + \boxed{\phantom{0}}$

$74 = \boxed{\phantom{0}} \boxed{\phantom{0}} + \boxed{\phantom{0}}$

$83 = \boxed{\phantom{0}} \boxed{\phantom{0}} + \boxed{\phantom{0}}$

$41 = \boxed{\phantom{0}} \boxed{\phantom{0}} + \boxed{\phantom{0}}$

$80 = \boxed{\phantom{0}} \boxed{\phantom{0}} + \boxed{\phantom{0}}$

$28 = \boxed{\phantom{0}} \boxed{\phantom{0}} + \boxed{\phantom{0}}$

**147. Arvuta.**

$80 + 5 = \boxed{\phantom{0}} \boxed{\phantom{0}}$

$80 + 9 = \boxed{\phantom{0}} \boxed{\phantom{0}}$

$70 + 4 = \boxed{\phantom{0}} \boxed{\phantom{0}}$

$70 + 1 = \boxed{\phantom{0}} \boxed{\phantom{0}}$

$80 + 2 = \boxed{\phantom{0}} \boxed{\phantom{0}}$

$50 + 3 = \boxed{\phantom{0}} \boxed{\phantom{0}}$

$60 + 6 = \boxed{\phantom{0}} \boxed{\phantom{0}}$

$70 + 7 = \boxed{\phantom{0}} \boxed{\phantom{0}}$

**148. Lahenda ülesanne.**

Laste-aeda osteti 20 mängu-autot.

Mängu-karusid osteti 9 võrra rohkem.

Mitu mängu-karu osteti laste-aeda?



**Andmed:**

Mängu-autosid  ←   
Mängu-karusid  .....

Mängu-karusid ?

**Lahendus:**

Mitu mängu-karu osteti laste-aeda?

$$\square\square \ominus \square\square = \square\square$$

**Vastus:** Laste-aeda osteti  mängu-karu.

**149. Kirjuta puuduv arv.**

$80 + \square = 86$

$80 + \square = 88$

$80 + \square = 84$

$70 + \square = 79$

$70 + \square = 75$

$50 + \square = 55$

$80 + \square = 81$

$60 + \square = 63$

$20 + \square = 27$

**150. Lahenda ülesanne.**

Karbis oli 60 valget nööpi.

Kollaseid nööpe oli 8 võrra rohkem.

Mitu kollast nööpi oli karbis?



**Andmed:**

Valgeid nööpe  ←  
Kollaseid nööpe  .....

Kollaseid nööpe ?

**Lahendus:**

Mitu kollast nööpi oli karbis?

$$\boxed{\phantom{00}} \boxed{\phantom{00}} \ominus \boxed{\phantom{00}} \boxed{\phantom{00}} = \boxed{\phantom{00}} \boxed{\phantom{00}}$$

**Vastus:** Karbis oli  kollast nööpi.

**151. Kirjuta puuduvad arvud.**

$$80 + \boxed{\phantom{00}} = 85$$

$$60 + 7 = \boxed{\phantom{00}} \boxed{\phantom{00}}$$

$$\boxed{\phantom{00}} \boxed{\phantom{00}} + 3 = 73$$

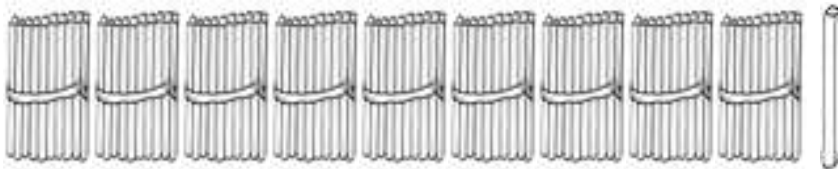
$$70 + \boxed{\phantom{00}} = 74$$

$$80 + 1 = \boxed{\phantom{00}} \boxed{\phantom{00}}$$

$$\boxed{\phantom{00}} \boxed{\phantom{00}} + 2 = 42$$

## ARVUD 91–100

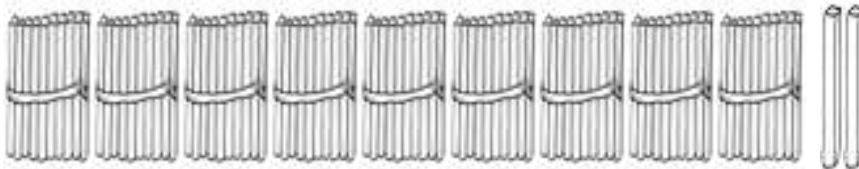
**152.** Nimeta ja kirjuta arvud.



9 kümnelist ja 1 üheline

K Ü

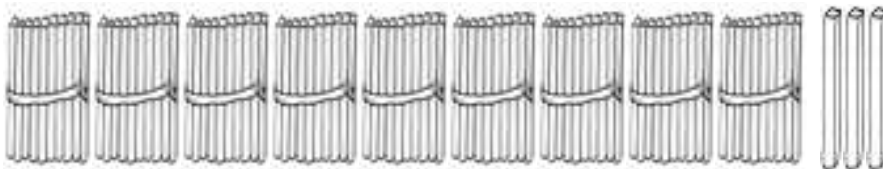
--	--



9 kümnelist ja 2 ühelist

K Ü


--	--



9 kümnelist ja 3 ühelist

K Ü

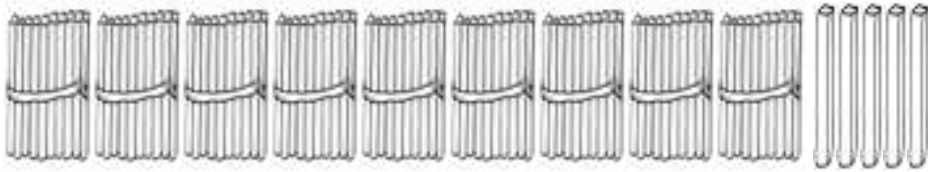
--	--



9 kümnelist ja 4 ühelist

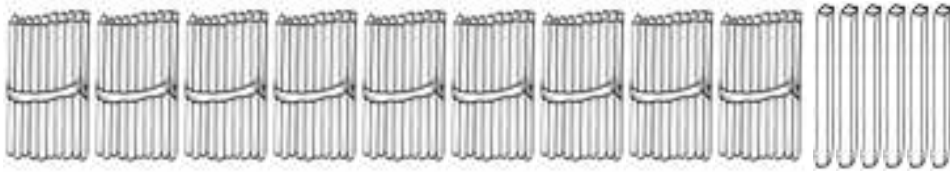
K Ü

--	--



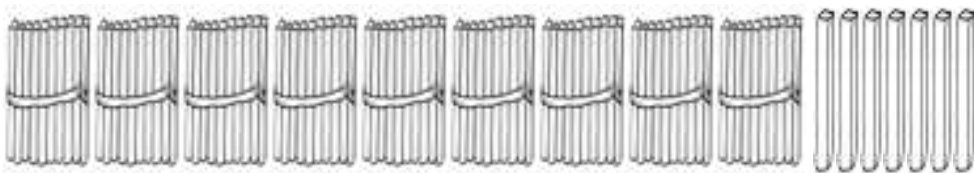
9 kümnelist ja 5 ühelist

K	Ü



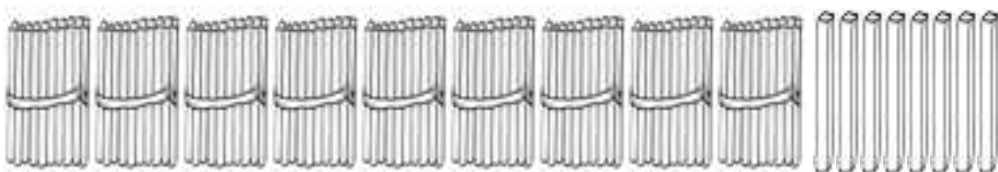
9 kümnelist ja 6 ühelist

K	Ü



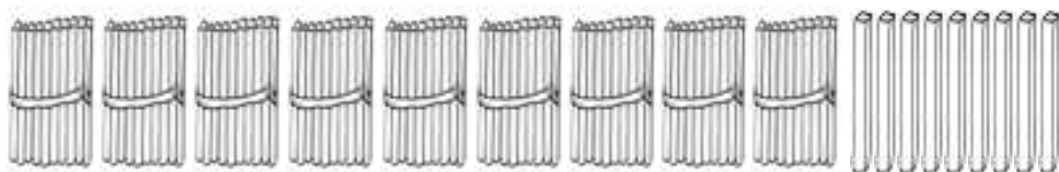
9 kümnelist ja 7 ühelist

K	Ü




9 kümnelist ja 8 ühelist

K	Ü




9 kümnelist ja 9 ühelist

K	Ü



9 kümnelist ja 10 ühelist

K	Ü



10 kümnelist ja 0 ühelist

K	Ü

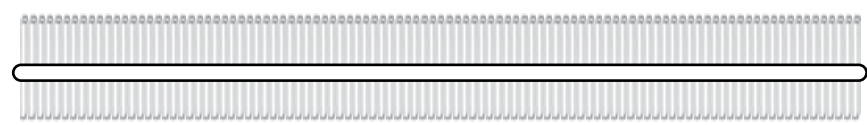
### JÄTA MEELDE!



100  
ühelist



10  
kümnelist



1  
sajaline



## PEA MEELES!

$$9 \text{ K} + 1 \text{ K} = \dots\dots \text{ K}$$

$$90 \text{ Ü} + 10 \text{ Ü} = \dots\dots \text{ Ü}$$

$$10 \text{ kümnelist} = \dots\dots \text{ ühelist}$$

$$10 \text{ kümnelist} = \dots\dots \text{ sajaline}$$

$$100 \text{ ühelist} = \dots\dots \text{ kümnelist}$$

$$1 \text{ sajaline} = \dots\dots \text{ kümnelist}$$

**153.** Kirjuta tabelisse puuduvad arvud.

**Kümneliste järk märgi punasega.**

**Sajaliste järk märgi rohelisega.**

1	2	3		5	6	7	8	9	
	12	13	14	15	16	17	18		20
21		23	24	25		27	28	29	
31	32		34	35	36		38	39	40
41	42	43	44		46	47	48	49	
	52	53	54	55	56	57		59	60
61	62	63		65	66	67	68		70
71		73	74	75		77	78	79	
81	82	83		85	86	87		89	90
								99	

- Loe arvu-tabeli viimase rea arvud.
- Loe üle-jäänud kirjutatud arvud.
- Võrdle arvu-tabeli ridu.
- Võrdle arvu-tabeli tulpasid.
- Kirjuta tabeli viimase rea paaris-arvud:

--	--	--	--	--	--	--	--	--	--

- Kirjuta tabeli viimase rea paaritud arvud:

--	--	--	--	--	--	--	--	--	--

### 154. Loe arvud.

$92 \rightarrow 100$

$44 \rightarrow 32$

$50 \rightarrow 61$

$100 \rightarrow 90$

$49 \rightarrow 55$

$87 \rightarrow 73$

$88 \rightarrow 96$

$93 \rightarrow 85$

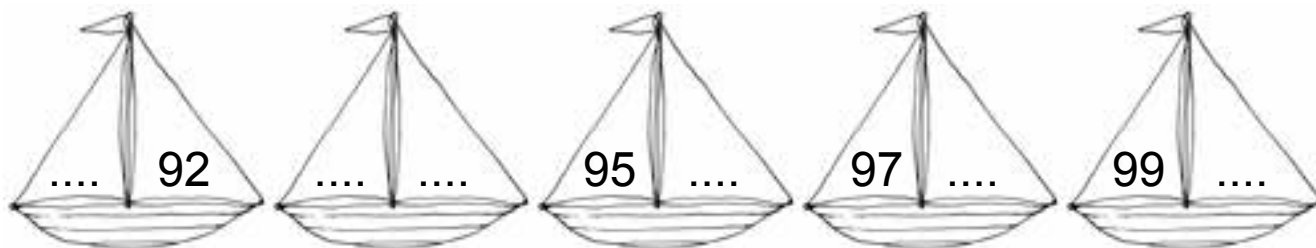
$86 \rightarrow 94$

$75 \rightarrow 68$





**155.** Kirjuta puuduvad arvud.



**156.** Kirjuta puuduvad arvud.



**157.** Kirjuta puuduvad arvud.

93			96				100
----	--	--	----	--	--	--	-----

	80				84		
--	----	--	--	--	----	--	--


69			72			75	
----	--	--	----	--	--	----	--

99			96				92
----	--	--	----	--	--	--	----

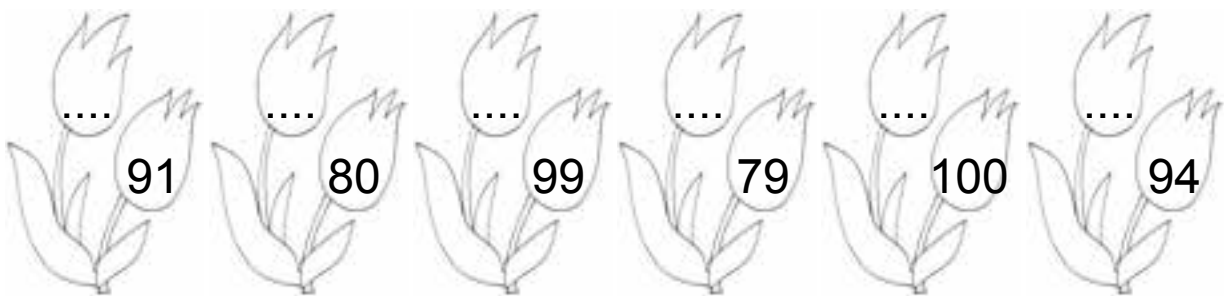
	72			69			
--	----	--	--	----	--	--	--

44				40		38	
----	--	--	--	----	--	----	--

**158.** Kirjuta antud arvule järgnev arv.



**159.** Kirjuta antud arvule eelnev arv.



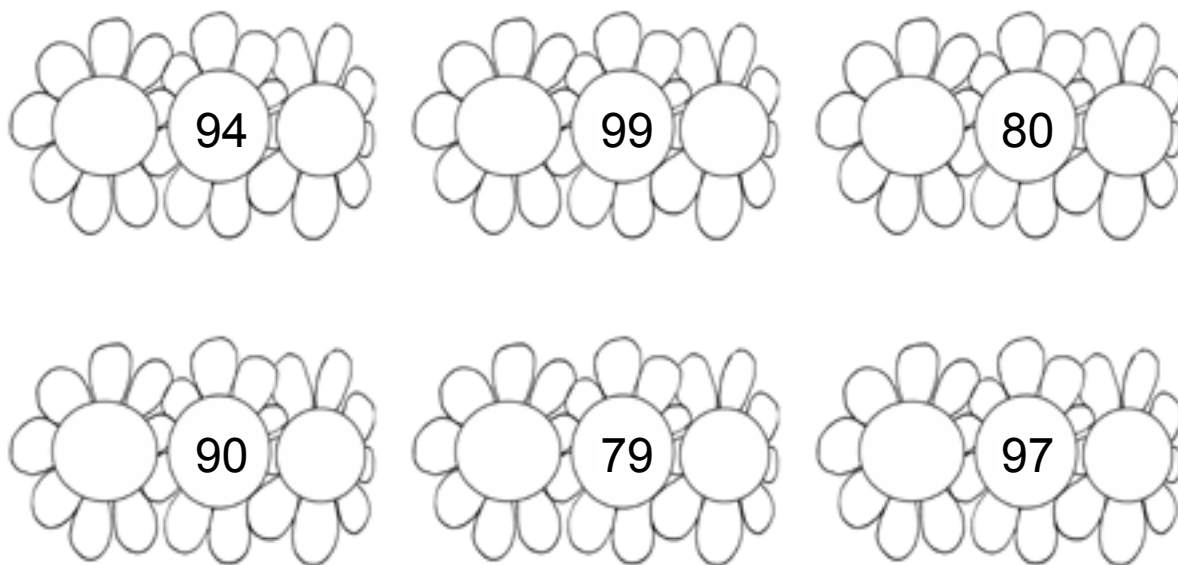
**160.** Kirjuta puuduv arv.

92		94	98		100	89		91
90		92	86		88	73		75

**161.** Kirjuta puuduv arv.

97		95	93		91	82		80
100		98	91		89	94		92

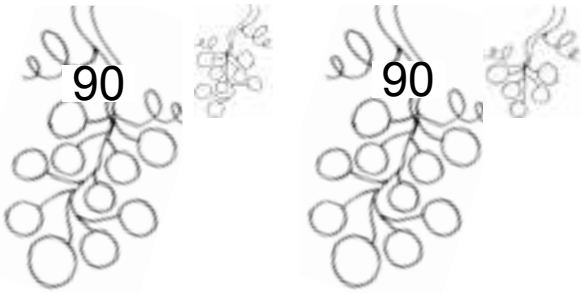
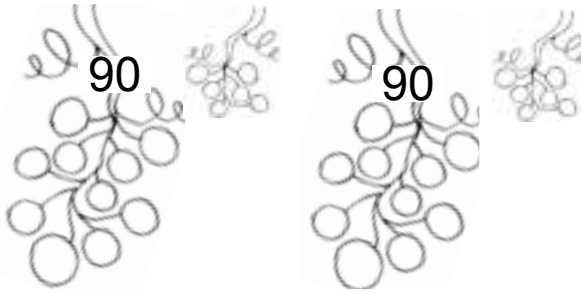
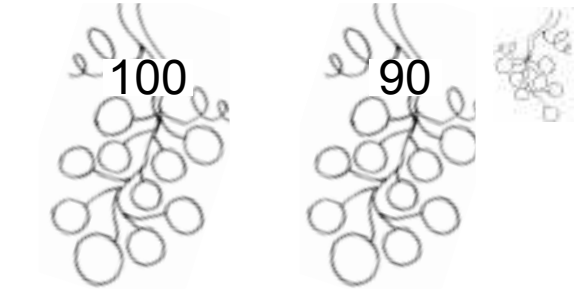
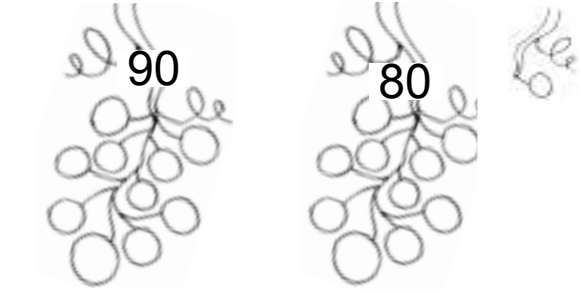
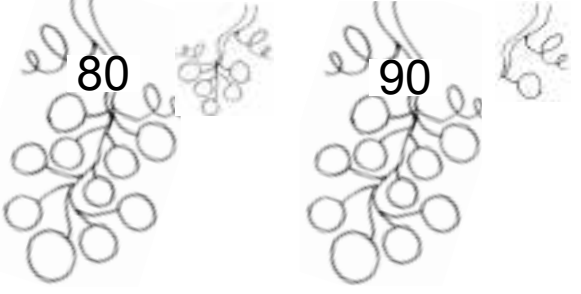
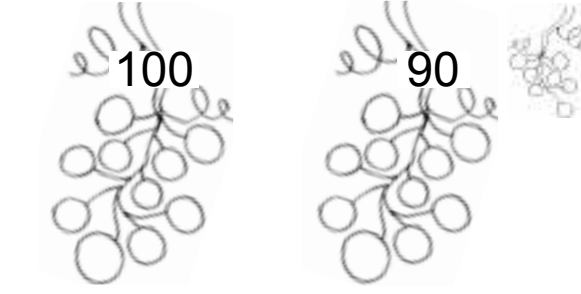
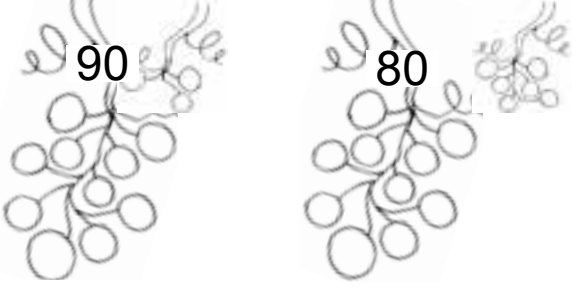
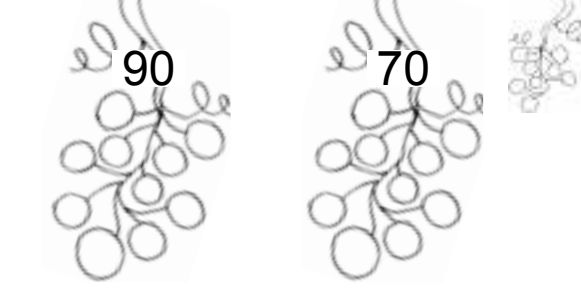
**162. Kirjuta arvu naabrid.**



**163. Kirjuta arvud. Loe.**

9 kümnelist ja 3 ühelist <input type="text"/> <input type="text"/>	9 kümnelist ja 9 ühelist <input type="text"/> <input type="text"/>
8 kümnelist ja 7 ühelist <input type="text"/> <input type="text"/>	6 kümnelist ja 1 üheline <input type="text"/> <input type="text"/>
10 kümnelist ja 0 ühelist <input type="text"/> <input type="text"/> <input type="text"/>	8 kümnelist ja 6 ühelist <input type="text"/> <input type="text"/>
9 kümnelist ja 4 ühelist <input type="text"/> <input type="text"/>	7 kümnelist ja 5 ühelist <input type="text"/> <input type="text"/>

**164. Kirjuta arvud. Võrdle (>, =, <).**

 <p>90      90</p> <p><input type="checkbox"/> <input type="radio"/> <input type="checkbox"/></p>	 <p>90      90</p> <p><input type="checkbox"/> <input type="radio"/> <input type="checkbox"/></p>
 <p>100      90</p> <p><input type="checkbox"/> <input type="radio"/> <input type="checkbox"/></p>	 <p>90      80</p> <p><input type="checkbox"/> <input type="radio"/> <input type="checkbox"/></p>
 <p>80      90</p> <p><input type="checkbox"/> <input type="radio"/> <input type="checkbox"/></p>	 <p>100      90</p> <p><input type="checkbox"/> <input type="radio"/> <input type="checkbox"/></p>
 <p>90      80</p> <p><input type="checkbox"/> <input type="radio"/> <input type="checkbox"/></p>	 <p>90      70</p> <p><input type="checkbox"/> <input type="radio"/> <input type="checkbox"/></p>

**165. Vördle (>, =, <).**

97  99

100  95

92  92

89  98

91  93

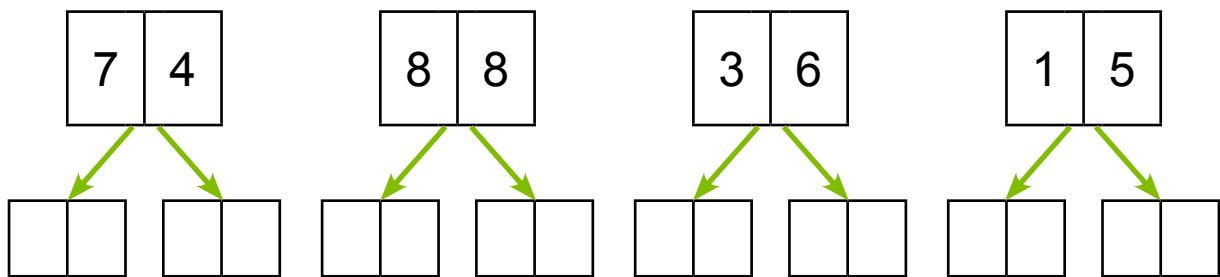
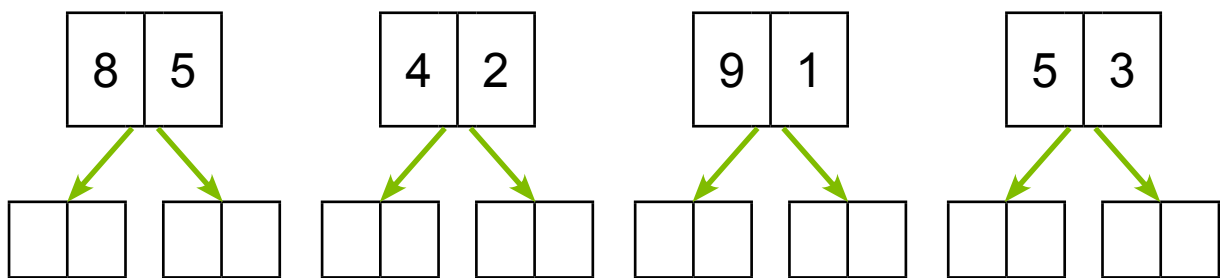
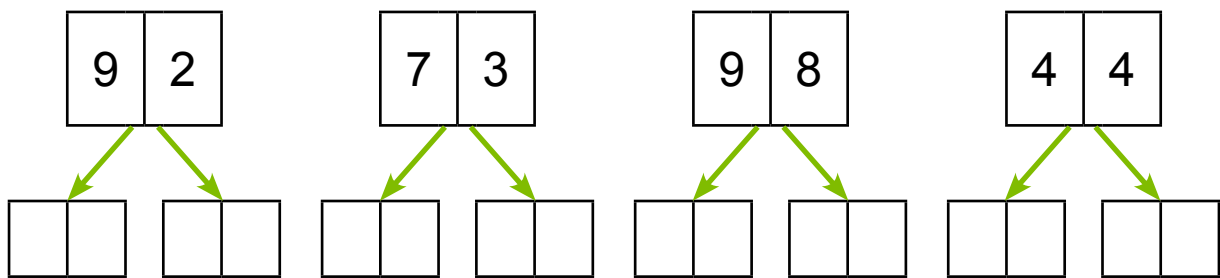
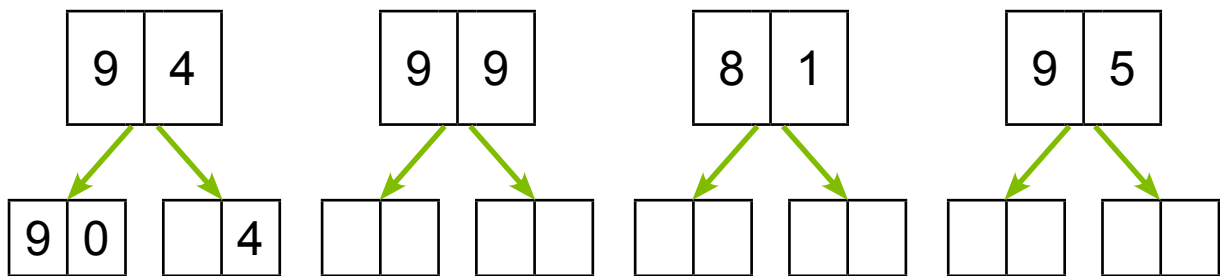
90  100

85  58


94  84

96  69

**166. Kirjuta arvu asendajad.**



**167. Sobita kingitused karpidesse.**



**168. Kirjuta arvu kümnelised ja ühelised.**

$$91 = \boxed{9} \text{ K} + \boxed{1} \text{ Ü}$$

$$82 = \boxed{\phantom{0}} \text{ K} + \boxed{\phantom{0}} \text{ Ü}$$

$$89 = \boxed{\phantom{0}} \text{ K} + \boxed{\phantom{0}} \text{ Ü}$$

$$75 = \boxed{\phantom{0}} \text{ K} + \boxed{\phantom{0}} \text{ Ü}$$

$$93 = \boxed{\phantom{0}} \text{ K} + \boxed{\phantom{0}} \text{ Ü}$$

$$62 = \boxed{\phantom{0}} \text{ K} + \boxed{\phantom{0}} \text{ Ü}$$

$$99 = \boxed{\phantom{0}} \text{ K} + \boxed{\phantom{0}} \text{ Ü}$$

$$47 = \boxed{\phantom{0}} \text{ K} + \boxed{\phantom{0}} \text{ Ü}$$

**169.** Kirjuta arv kümneliste ja üheliste summana.

$$93 = \begin{array}{|c|c|} \hline 9 & 0 \\ \hline \end{array} + \begin{array}{|c|} \hline 3 \\ \hline \end{array}$$

$$92 = \begin{array}{|c|c|} \hline & \\ \hline \end{array} + \begin{array}{|c|} \hline \\ \hline \end{array}$$

$$96 = \begin{array}{|c|c|} \hline & \\ \hline \end{array} + \begin{array}{|c|} \hline \\ \hline \end{array}$$

$$84 = \begin{array}{|c|c|} \hline & \\ \hline \end{array} + \begin{array}{|c|} \hline \\ \hline \end{array}$$

$$88 = \begin{array}{|c|c|} \hline & \\ \hline \end{array} + \begin{array}{|c|} \hline \\ \hline \end{array}$$

$$95 = \begin{array}{|c|c|} \hline & \\ \hline \end{array} + \begin{array}{|c|} \hline \\ \hline \end{array}$$

$$75 = \begin{array}{|c|c|} \hline & \\ \hline \end{array} + \begin{array}{|c|} \hline \\ \hline \end{array}$$

$$61 = \begin{array}{|c|c|} \hline & \\ \hline \end{array} + \begin{array}{|c|} \hline \\ \hline \end{array}$$

**170.** Arvuta.

$$90 + 5 = \begin{array}{|c|c|} \hline & \\ \hline \end{array}$$

$$80 + 1 = \begin{array}{|c|c|} \hline & \\ \hline \end{array}$$

$$80 + 2 = \begin{array}{|c|c|} \hline & \\ \hline \end{array}$$

$$90 + 3 = \begin{array}{|c|c|} \hline & \\ \hline \end{array}$$

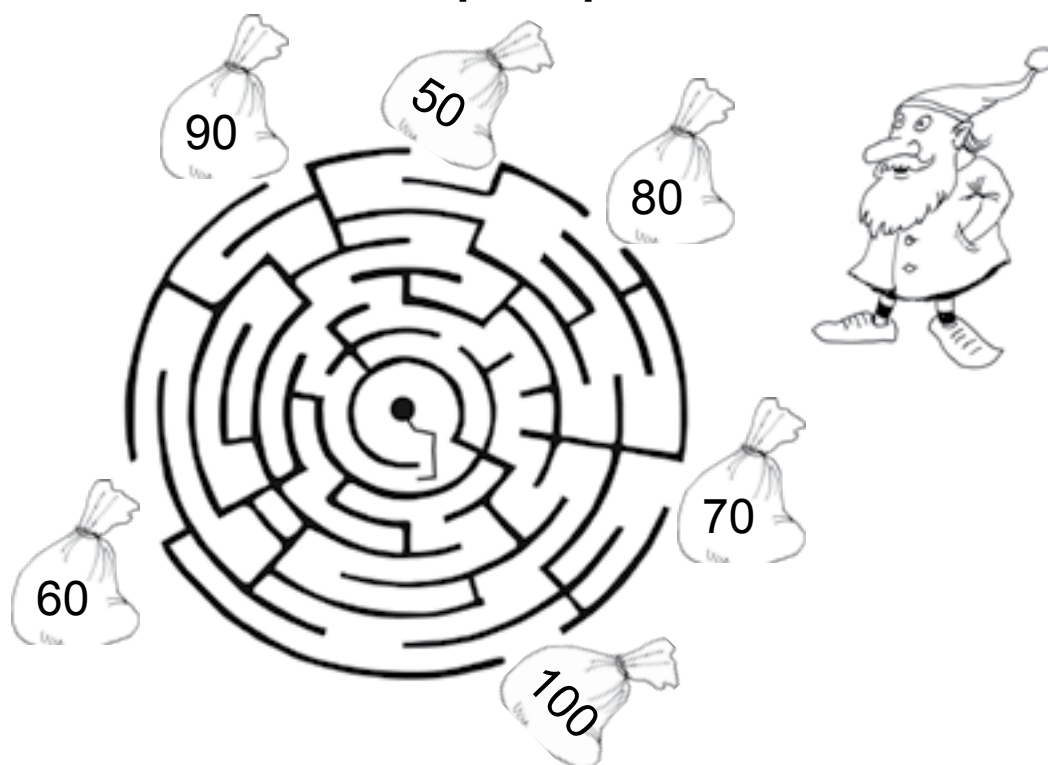
$$90 + 9 = \begin{array}{|c|c|} \hline & \\ \hline \end{array}$$

$$30 + 6 = \begin{array}{|c|c|} \hline & \\ \hline \end{array}$$

$$70 + 4 = \begin{array}{|c|c|} \hline & \\ \hline \end{array}$$

$$80 + 9 = \begin{array}{|c|c|} \hline & \\ \hline \end{array}$$

**171.** Mitu kommi-kotti viis päka-pikk lastele?



**172. Lahenda ülesanne.**

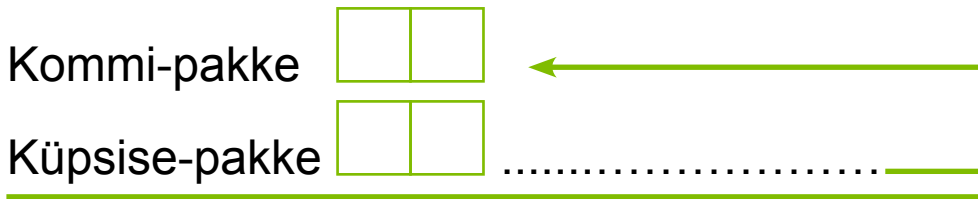
Jõulu-vana kingi-kotis oli 90 kommi-pakki.

Küpsise-pakke oli 8 võrra rohkem.

Mitu küpsise-pakki oli kingi-kotis?



**Andmed:**



Küpsise-pakke ?

**Lahendus:**

Mitu küpsise-pakki oli kingi-kotis?

$$\square\square \ominus \square\square = \square\square$$

**Vastus:** Kingi-kotis oli  küpsise-pakki.

**173. Kirjuta puuduv arv.**

$90 + \square = 97$

$90 + \square = 91$

$90 + \square = 98$

$90 + \square = 99$

$80 + \square = 82$

$70 + \square = 76$

$70 + \square = 73$

$80 + \square = 89$

$40 + \square = 45$



**174. Lahenda ülesanne.**

Nuku-maja maksis 40 eurot.  
Puldiga auto oli 7 eurot kallim.  
Kui palju maksis puldiga auto?



**Andmed:**

Nuku-maja  eurot

Puldiga auto  eurot .....

Puldiga auto ?

**Lahendus:**

Kui palju maksis puldiga auto?

$$\boxed{\phantom{00}}\boxed{\phantom{00}} \text{ eurot } \bigcirc \boxed{\phantom{00}}\boxed{\phantom{00}} \text{ eurot} = \boxed{\phantom{00}}\boxed{\phantom{00}} \text{ eurot}$$

**Vastus:** Puldiga auto maksis  eurot.

**175. Kirjuta puuduvad arvud.**

$$90 + \boxed{\phantom{00}} = 97$$

$$90 + 2 = \boxed{\phantom{00}}\boxed{\phantom{00}}$$

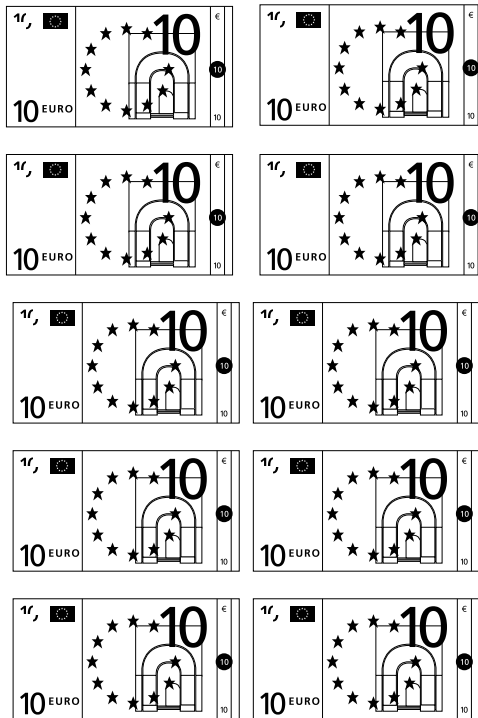
$$\boxed{\phantom{00}}\boxed{\phantom{00}} + 4 = 94$$

$$50 + \boxed{\phantom{00}} = 59$$


$$80 + 6 = \boxed{\phantom{00}}\boxed{\phantom{00}}$$

$$\boxed{\phantom{00}}\boxed{\phantom{00}} + 2 = 82$$

# 176. Võrdle.



Paulil on  
..... eurot.



Piial on  
..... eurot.



Peetril on  
..... eurot

Paulil on raha ..... kui Piial ja .....

Piial on raha ..... kui ..... ja .....

Peetril on raha ..... kui ..... ja .....

## 100 PIRES NUMERATSIOONI KORDAMINE

**177.** Kirjuta puuduvad arvud.



22		24			27			30	
----	--	----	--	--	----	--	--	----	--

48			51			54			
----	--	--	----	--	--	----	--	--	--

	76		78		80				84
--	----	--	----	--	----	--	--	--	----

	92		94		96			99	
--	----	--	----	--	----	--	--	----	--

**178.** Kirjuta arvu naabrid.



**179.** Kirjuta puuduvad arvud.

26		24				20		18	
----	--	----	--	--	--	----	--	----	--


41		39		37			34		
----	--	----	--	----	--	--	----	--	--

	75			72		70		68	
--	----	--	--	----	--	----	--	----	--

	99		97			94			91
--	----	--	----	--	--	----	--	--	----

**180.** Värvü paaris-arvudega kommid kollaseks.











Värvü paaritute arvudega kommid siniseks.



Kirjuta kommide peal olevad arvud kasvavas järje-korras:



# 181. Kirjuta arvud. Loe.

	<input type="text"/> <input type="text"/>
	<input type="text"/> <input type="text"/>
	<input type="text"/> <input type="text"/>
	<input type="text"/> <input type="text"/>
	<input type="text"/> <input type="text"/>
	<input type="text"/> <input type="text"/>
	<input type="text"/> <input type="text"/>
	<input type="text"/> <input type="text"/>
	<input type="text"/> <input type="text"/>
	<input type="text"/> <input type="text"/>

Kirjuta arvud kahanevas järje-korras:



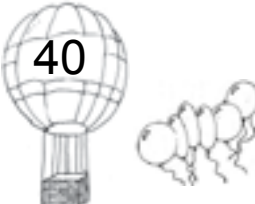



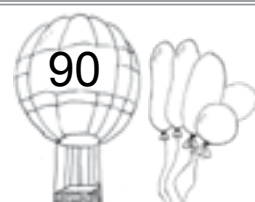





..... , ..... , ..... , ..... , ..... , ..... , ..... , ..... , .....

**182. Täida tabel.**

ARV	K	Ü
25		
30		
27		
19		
8		
21		

ARV	K	Ü
<input type="text"/> <input type="text"/>	2	4
<input type="text"/> <input type="text"/>	1	2
<input type="text"/> <input type="text"/>		9
<input type="text"/> <input type="text"/>	3	0
<input type="text"/> <input type="text"/>	2	6
<input type="text"/> <input type="text"/>	2	2

**183. Kirjuta arvud. Võrdle (>, =, <).**

  <input type="text"/> <input type="text"/> <input type="text"/>	  <input type="text"/> <input type="text"/> <input type="text"/>
  <input type="text"/> <input type="text"/> <input type="text"/>	  <input type="text"/> <input type="text"/> <input type="text"/>
  <input type="text"/> <input type="text"/> <input type="text"/>	  <input type="text"/> <input type="text"/> <input type="text"/>

**184. Vördle (>, <, =).**

76  74

25  23

91  19

54  55

39  40

80  78

27  72

66  69


31  13

42  41

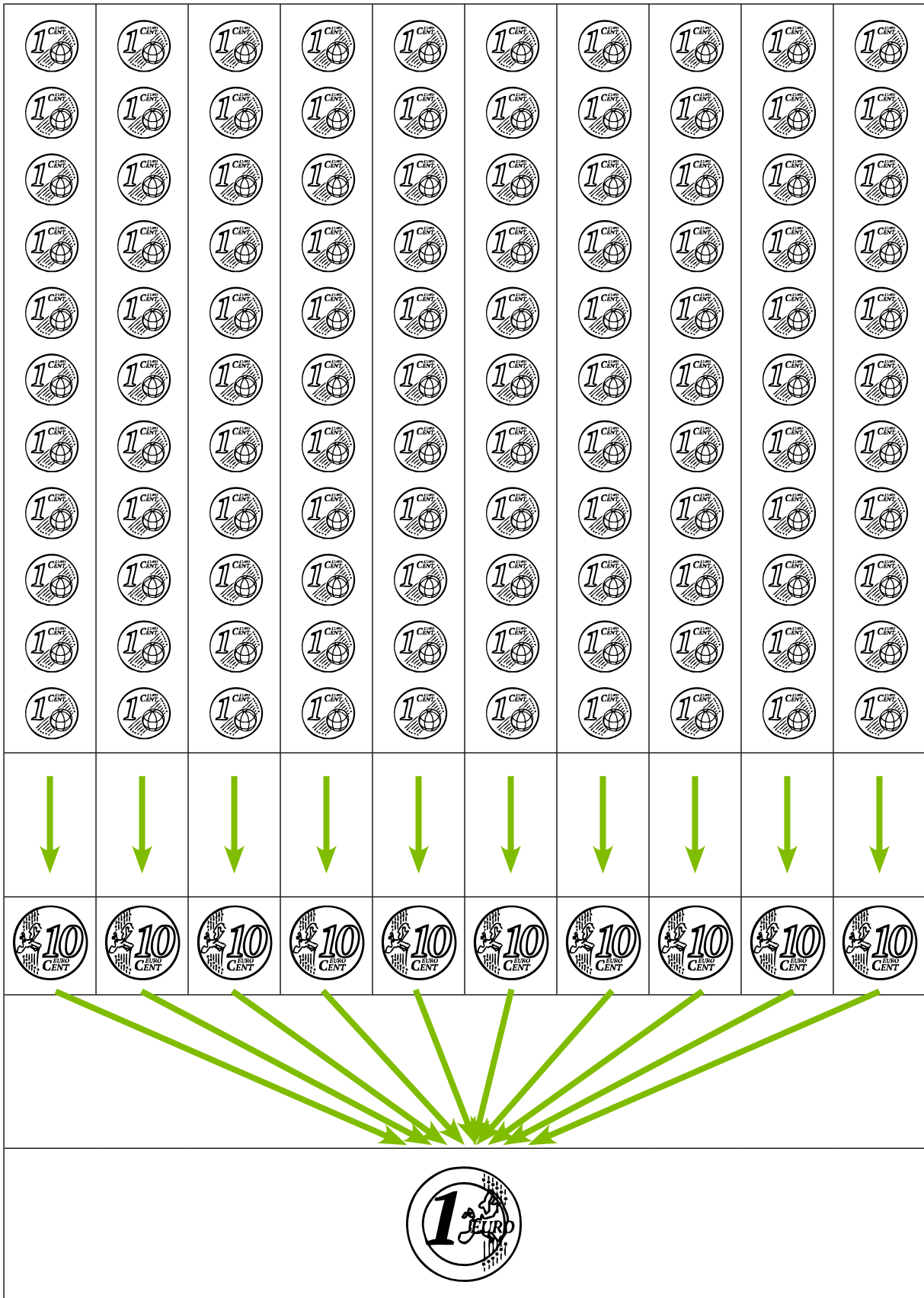
100  100

70  90

**185. Leia kaladele akvaarium.**




# RAHAÜHIKUD





## JÄTA MEELDE!

1 euro on 100 senti.	1 € = 100 s
100 senti on 1 euro.	100 s = 1 €



Euro tähis on €.	€
------------------	---

### 186. Kirjuta.

€										
---	--	--	--	--	--	--	--	--	--	--

€										
---	--	--	--	--	--	--	--	--	--	--

€										
---	--	--	--	--	--	--	--	--	--	--

### 187. Täida lüngad.

1 euro on ..... senti.

100 senti on ..... euro.



Euro tähis on .....

**188.** Järjesta rahad alates kõige väiksema väärtusega mündist.















S	S	S	S	S	S	€	€
---	---	---	---	---	---	---	---

**189.** Järjesta rahad alates kõige suurema väärtusega paberrahast.



€	€	€	€	€
---	---	---	---	---




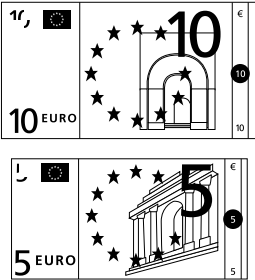
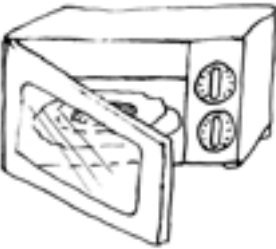





## 190. Kui palju on lastel raha?

		Pillel on ..... senti.
		Tõnul on ..... senti.
		Siiril on ..... senti.
		Kevinil on ..... senti.
		Reelikal on ..... senti.
		Stenil on ..... senti.

\* Kellel on kõige rohkem raha?

\* Kellel on kõige vähem raha?


## 191. Kui palju maksavad kodu-masinad?

		<p>Vee-keetja maksab ..... eurot.</p>
		<p>Mikser maksab ..... eurot.</p>
		<p>Mikro-laine-ahi maksab ..... eurot.</p>
		<p>Triik-raud maksab ..... eurot.</p>
		<p>Tolmu-imeja maksab ..... eurot.</p>

**192. Võrdle (>, =, <).**




59 s



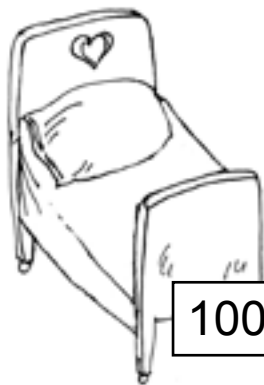
24 s




95 s



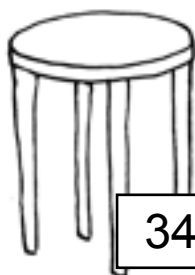
98 s



100 €



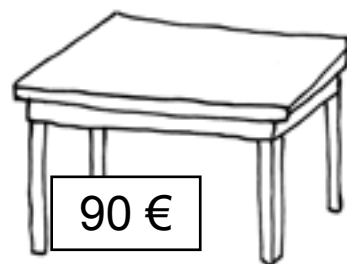
99 €



34 €



90 €



**193. Võrdle (>, =, <).**

56 s ... 78 s

17 € ... 19 €

1 € ... 80 s

73 s ... 65 s

68 € ... 36 €

67 s ... 2 €

40 s ... 55 s

66 € ... 99 €

4 € ... 40 s

96 s ... 80 s

54 € ... 54 €


















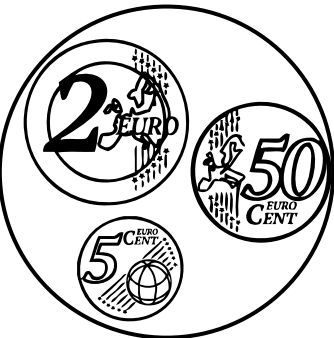


















50 s ... 5 €

44 s ... 44 s

70 € ... 60 €

16 s ... 7 €



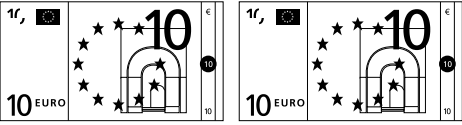


















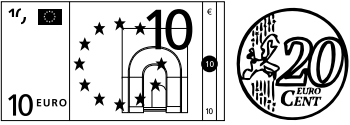

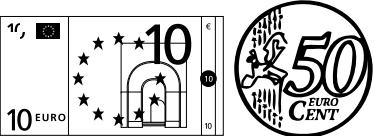



194. Sobita rahad raha-kottidesse.

 <p>2 € 21 s</p>	   	 <p>2 € 2 s</p>
 <p>1 € 50 s</p>	    	 <p>2 € 50 s</p>
 <p>2 € 30 s</p>	     	 <p>1 € 20 s</p>
 <p>1 € 25 s</p>	    	 <p>1 € 52 s</p>
 <p>1 € 11 s</p>	     	 <p>2 € 55 s</p>

\* Väarvi siniseks raha-kott, kus on kõige rohkem raha.

\* Väarvi pruuniks raha-kott, kus on kõige vähem raha.

# 195. Vördle (>, =, <).

**196. Järjesta puu-viljade hinnad alates kõige odavamast.**

1 € 26 s

89 s

1 € 15 s

2 € 75 s

1 € 64 s

**197. Järjesta spordi-kaupade hinnad alates kõige kallimast.**

19 € 80 s

9 € 75 s

89 € 50 s

39 €

29 € 30 s

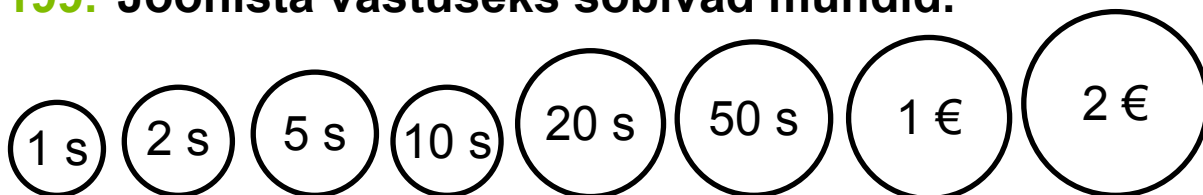



**198. Joonista vastuseks sobivad raha-tähed.**



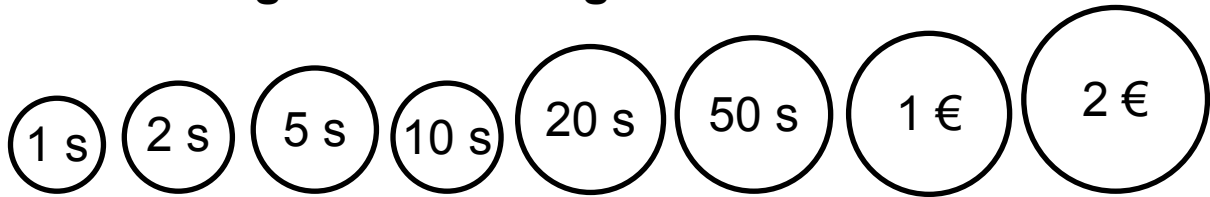
1.	Isa ostis 55 eurot maksva aku-trelli. Missuguste raha-tähtedega isa maksis?	<p>Two empty rectangular boxes are shown, representing banknotes. One is larger and positioned higher than the other, which is smaller and positioned lower to the right.</p>
2.	Ema ostis 25 eurot maksva kleidi. Missugused raha-tähed andis ta müüjale?	
3.	Onu Paul ostis 100 eurot maksva raadio. Missuguste raha-tähtedega onu arveldas?	
4.	Vana-isa tahtis osta 15 eurot maksva raamatu. Missuguseid raha-tähti oli tal vaja?	




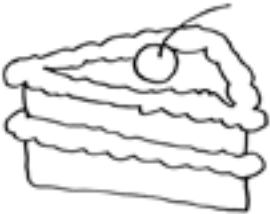


**199. Joonista vastuseks sobivad mündid.**



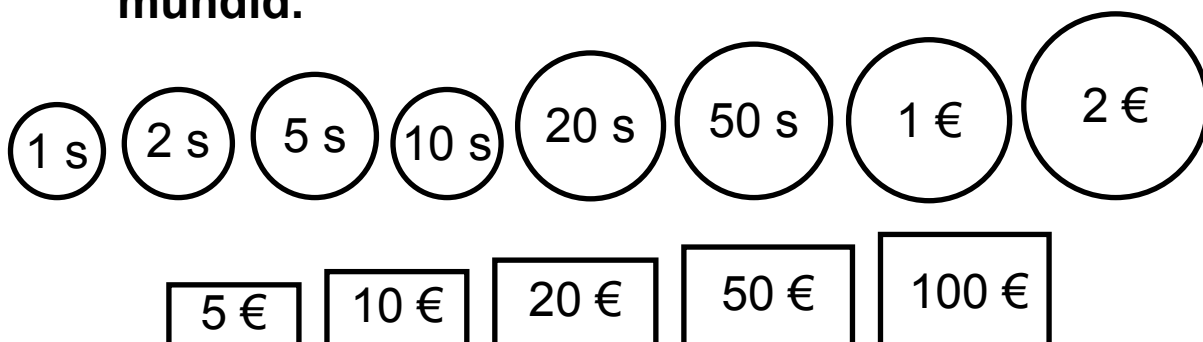
1.	Mart pidi viima kooli toidu-raha 1 euro ja 50 senti. Missugused mündid viis poiss kooli?	
2.	Pille ostis vildikad, mis maksid 2 eurot ja 25 senti. Missuguste müntidega tüdruk maksis?	
3.	Toomas ostis 3 eurot ja 55 senti maksva pusle. Missugused mündid andis poiss müüjale?	
4.	Teele tahtis kohukest, mis maksis 55 senti. Missuguseid münte oli tüdrukul vaja?	

**200. Missuguste müntidega saab maksta? Joonista.**



	3 € 15 s	
	55 s	
	4 € 10 s	
	2 € 25 s	
	1 € 15 s	
	2 € 5 s	

**201.** Joonista summaga sobivad raha-tähed ja mündid.



25 eurot ja 30 senti	
17 eurot ja 15 senti	
67 eurot	
14 eurot ja 20 senti	
55 eurot ja 15 senti	
60 eurot ja 6 senti	
24 eurot ja 11 senti	

**202.** Kui palju raha kulutas ema poes?



..... + ..... + ..... = .....

**203.** Arvuta.

$5 \text{ €} + 4 \text{ €} = \dots\dots\text{€}$

$60 \text{ s} + 8 \text{ s} = \dots\dots\text{s}$

$3 \text{ €} + 7 \text{ €} = \dots\dots\text{€}$

$40 \text{ s} + 3 \text{ s} = \dots\dots\text{s}$

$8 \text{ €} + 1 \text{ €} = \dots\dots\text{€}$

$80 \text{ s} + 5 \text{ s} = \dots\dots\text{s}$

$2 \text{ €} + 8 \text{ €} = \dots\dots\text{€}$

$20 \text{ s} + 9 \text{ s} = \dots\dots\text{s}$

**204.** Arvuta.

$7 \text{ €} + 4 \text{ €} = \dots\dots\dots$

$20 \text{ s} - 7 \text{ s} = \dots\dots\dots$

$8 \text{ €} + 6 \text{ €} = \dots\dots\dots$

$13 \text{ s} - 9 \text{ s} = \dots\dots\dots$

$5 \text{ €} + 9 \text{ €} = \dots\dots\dots$

$17 \text{ s} - 8 \text{ s} = \dots\dots\dots$

$6 \text{ €} + 7 \text{ €} = \dots\dots\dots$

$20 \text{ s} - 13 \text{ s} = \dots\dots\dots$

### 205. Lahenda ülesanne.

Karmen ostis kauba-majast vildikad, mis maksid 4 eurot.

Kertu ostis kustu-kummi, mis maksis 1 euro.

Kui palju raha kulutasid tüdrukud?



#### Andmed:

Vildikad 

--	--

 .....

Kustu-kumm 

--	--

 .....

---

.....?

#### Lahendus:

Kui palju raha kulutasid tüdrukud?

$$\begin{array}{|c|c|} \hline \square & \square \\ \hline \end{array} \dots \bigcirc \begin{array}{|c|c|} \hline \square & \square \\ \hline \end{array} \dots = \begin{array}{|c|c|} \hline \square & \square \\ \hline \end{array} \dots \begin{array}{|c|c|} \hline \square & \square \\ \hline \end{array} \dots$$

Vastus: .....

\* Missuguste rahadega võisid tüdrukud maksta?

# PIKKUSÜHIK MEETER

## 206. Mõõda sammudega klassi-ruumi pikkus.

Mitu sammu said?

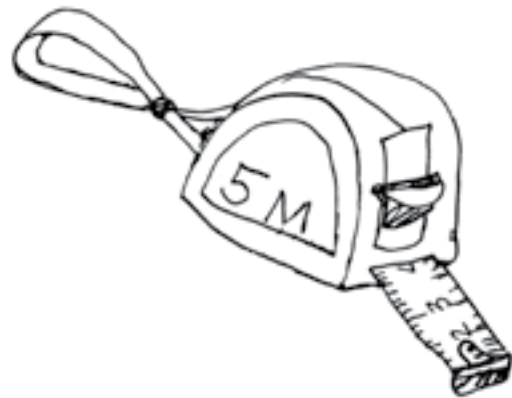
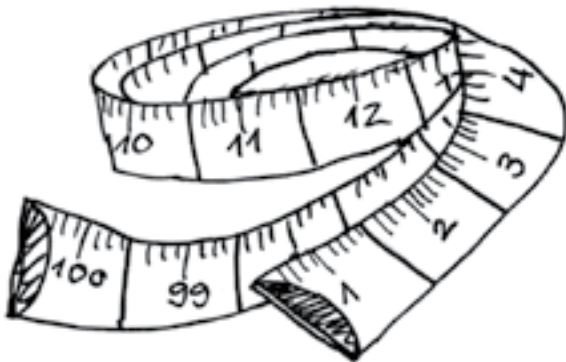
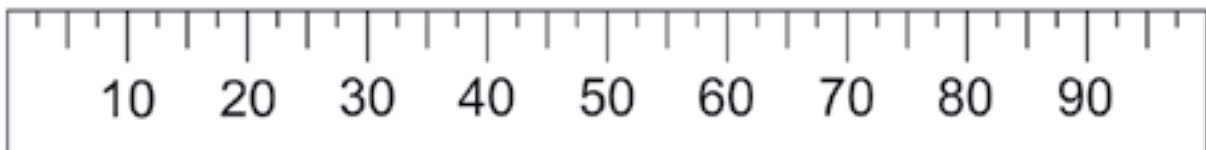
Mitu sammu said teised õpilased?

Kas kõik õpilased said ühe-suguse tulemuse?

Kas sammudega saab täpselt mõõta klassi pikkust?


Millega saaks klassi pikkust täpselt mõõta?

Pikkust mõõdan joon-lauaga või mõõdu-lindiga.




Pikkusi mõõtes kasutan *pikkus-ühikut meeter*.

**Meetri** lühend on *m*.




**207. Lõika paberist 10 cm pikkune riba.**



Lõika sama-suguseid ribasid veel üheksa.

Lao ribad üks-teise kõrvale.



10 cm 10 cm 10 cm 10 cm 10 cm 10 cm 10 cm 10 cm 10 cm 10 cm



100 cm

Nüüd on sul 100 senti-meetri ehk 1 meetri pikkune riba.

### **JÄTA MEELDE!**

100 senti-meetrit (cm) on 1 meeter (m).

$$100 \text{ cm} = 1 \text{ m}$$

$$1 \text{ m} = 100 \text{ cm}$$



**Mida saab meetriga mõõta?**



**208. Kirjuta arvud.**

kolm meetrit

		<i>m</i>
--	--	----------

viis-teist meetrit

		...
--	--	-----

üheksa-teist meetrit

		...
--	--	-----

kaks-kümmend seitse meetrit

		...
--	--	-----

seitse-kümmend meetrit

		...
--	--	-----

kaheksa-kümmend üks meetrit

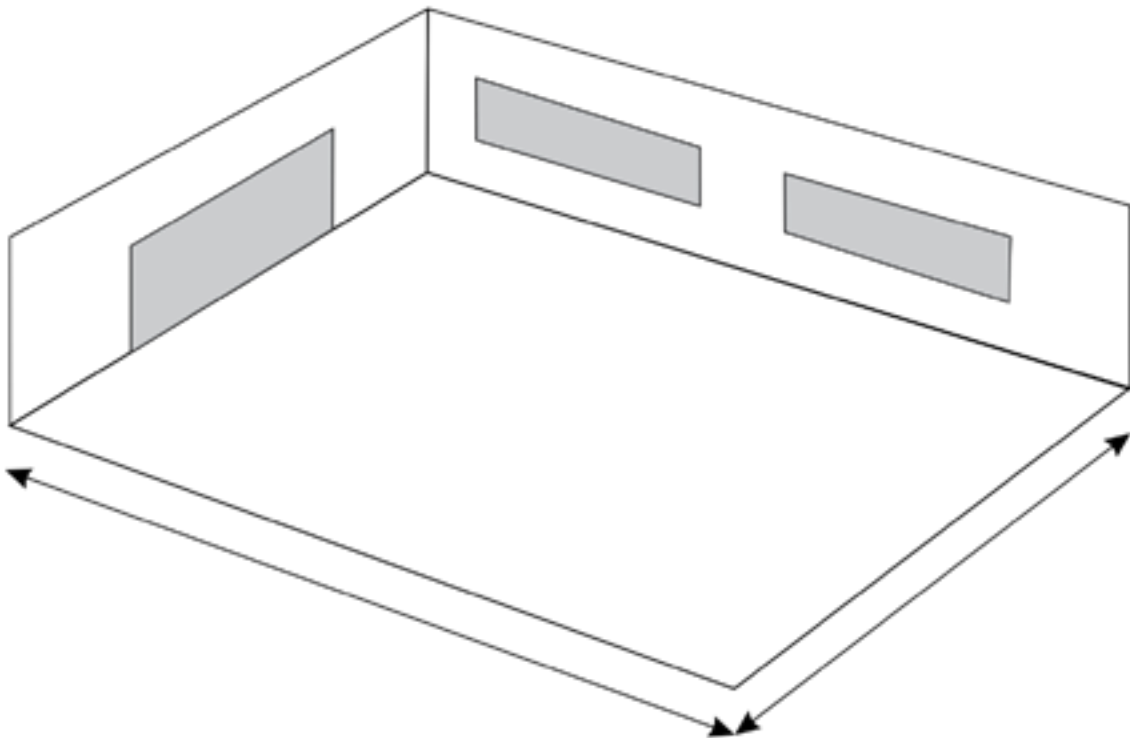
		...
--	--	-----

sada meetrit

			...
--	--	--	-----

**209. Mõõda täis-meetrites klassi-ruumi pikkus ja laius.**

**Kirjuta mõõtmis-tulemused joonisele.**



**210. Võrdle (>, =, <).**

3 cm ..... 3 m                      45 m ..... 51 cm

7 m ..... 7 cm                      89 cm ..... 97 m

19 cm ..... 19 m                      76 m ..... 100 cm

8 m ..... 8 cm                      40 cm ..... 50 m

26 cm ..... 26 m                      71 m ..... 17 cm

**211. Kirjuta lünka *m* või *cm*.**

Ema ostis poest 9 ..... kasvu-hoone-kilet.

Pliiats on 14 ..... pikk.

Vaasis on 11 ..... pikkused tulbid.

Vana-ema kõpllas 5 ..... peedi-vagu.

Reti tegi kelguga 17 ..... pikkuse sõidu.

**212. Kirjuta lünka sobivad arvud.**

Kooli-maja kõrgus on ..... m.

Lille-poti kõrgus on ..... cm.

Täna öösel sadas maha ..... cm lund.

Klassi akna ees on ..... m pikkune ruloo.

Riina pats on ..... cm pikk.

**213. Kirjuta taimede kõrgused.**



Kask ..... m

Kuusk ..... m

Paju ..... m

Hundi-nui ..... m

Tamm ..... m

Mänd ..... m

\* Järjesta taimed, alustades kõige madalamast.

1) .....

2) .....

3) .....

4) .....

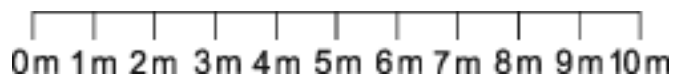
5) .....

6) .....


**214. Märki joon-lauale loomade pikkused.**



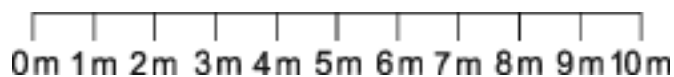
kuus  
meetrit



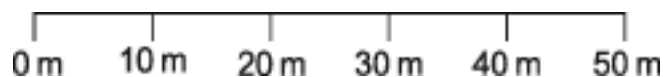
üks  
meeter




neli  
meetrit



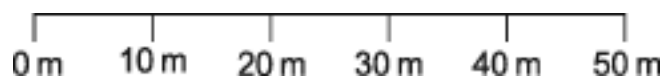
kolm-  
kümme  
meetrit



kümme  
meetrit



kaks-  
kümme  
meetrit

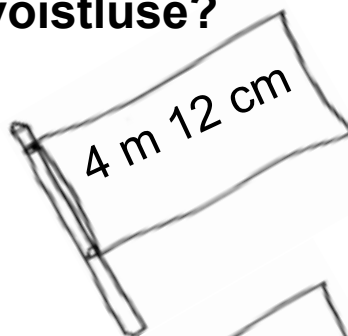


\* Värvi kõige lühem ja kõige pikem loom halliks.

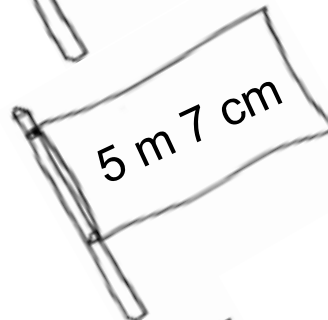
**215. Kes võitis kaugus-hüppe-võistluse?**



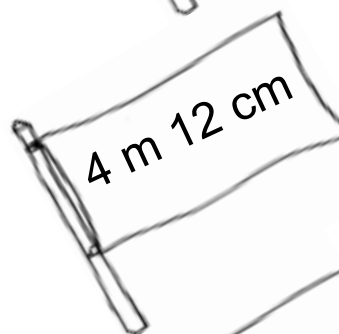
KÄRT



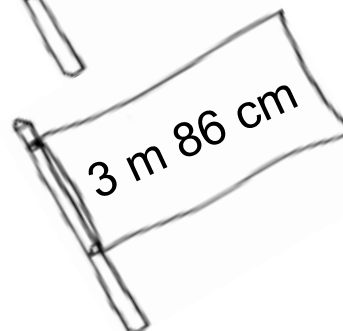
LASSE



AKSEL



HENRI



**Kes hüppas kõige vähem?**

**Kes hüppasid sama palju?**

**216. Võrdle (>, =, <).**

4 m  8 m

15 m  11 m

27 m  54 m

80 m  80 m

77 m  17 m

41 m  39 m

100 m  99 m

18 m  19 m

**217. Võrdle (> , = , <).**

9 m 23 cm  8 m 23 cm

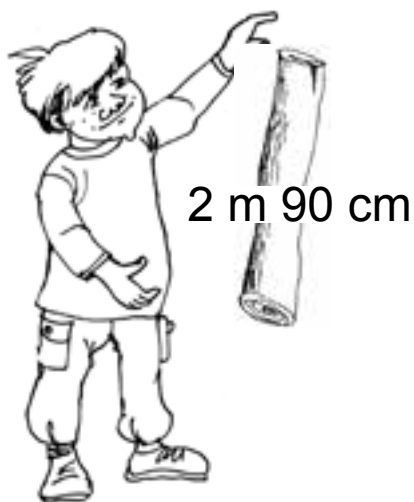

5 m 67 cm  1 m 35 cm

3 m 27 cm  3 m 27 cm

7 m 60 cm  8 m 60 cm

4 m 22 cm  4 m 22 cm

**218. Kes saab Ossu üle oja aidata?**



KAUR

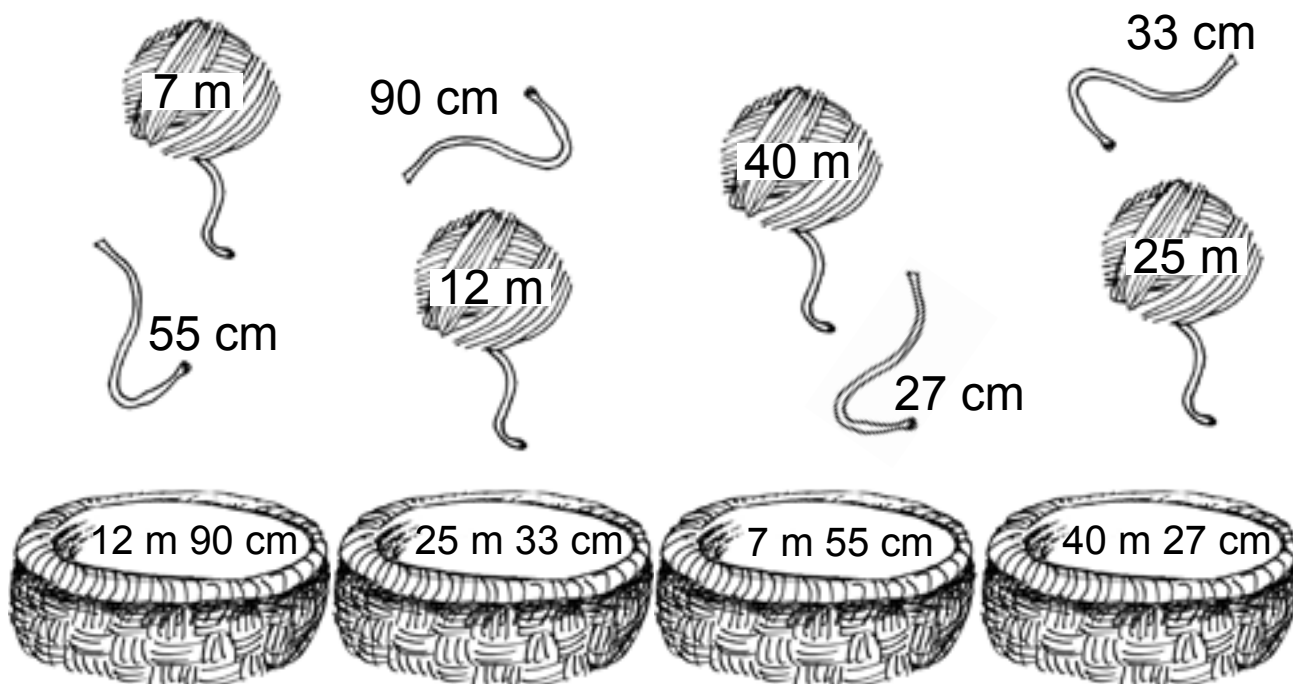


STEN



TONI

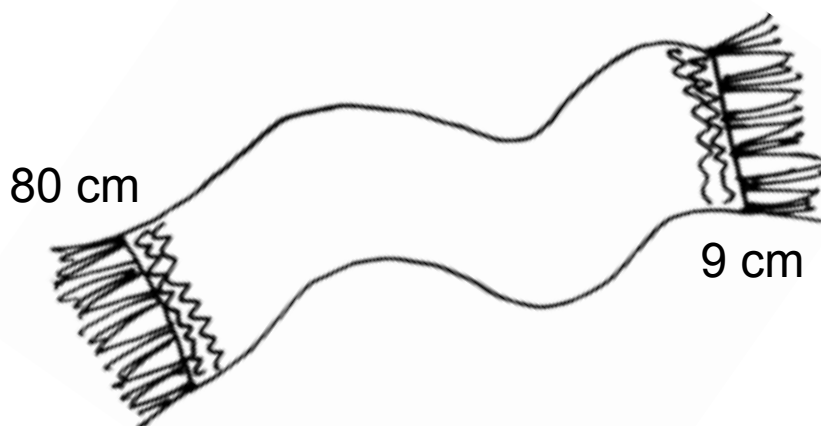
**219. Sobita lõngad korvi.**



\* Väarvi kõige pikem lõng punaseks.

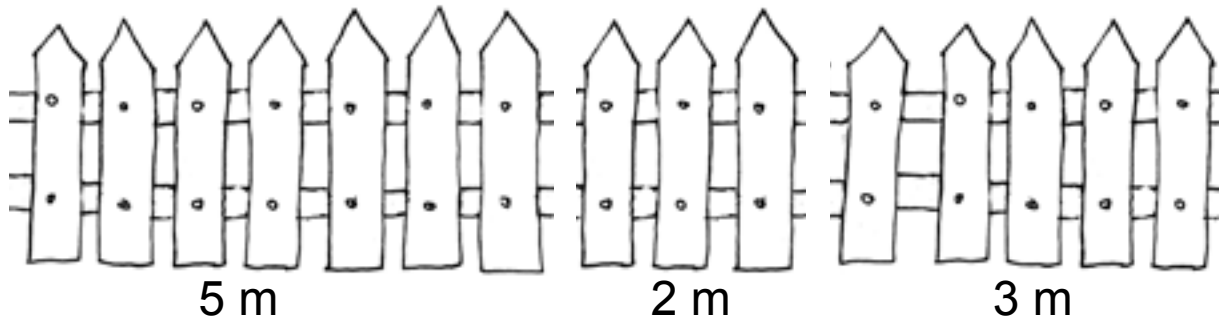
\* Väarvi kõige lühem lõng kollaseks.

**220. Kui pika salli kudus vana-ema?**



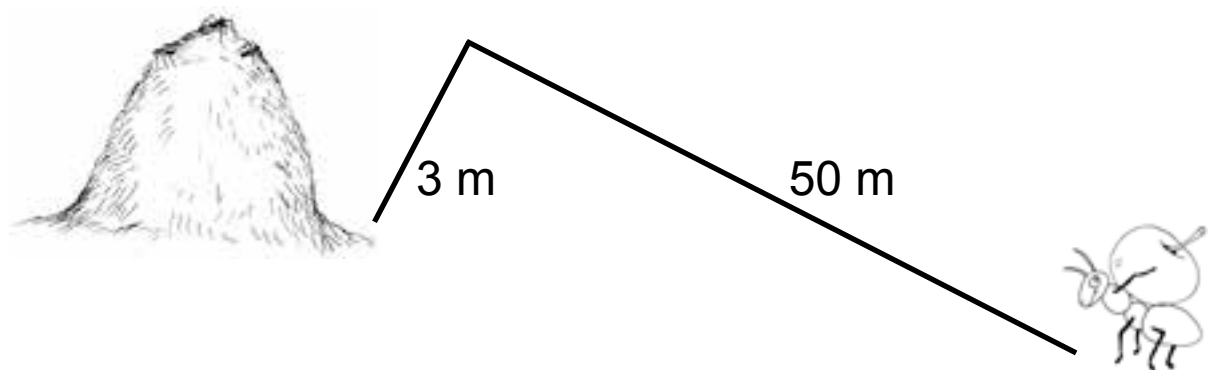
..... + ..... = .....

**221. Kui pika aia ehitas vana-isa?**



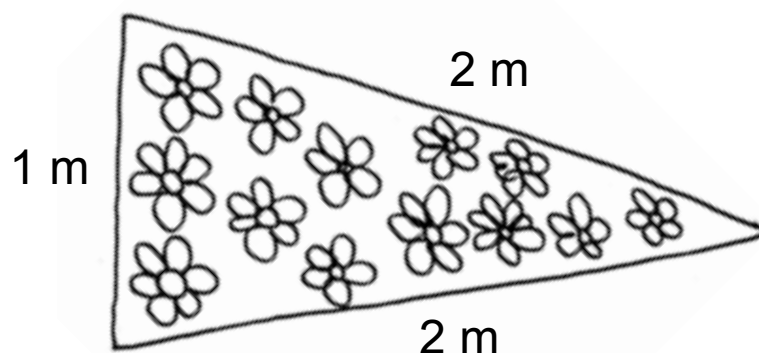
$$\dots + \dots + \dots = \dots$$

**222. Kui pikk maa on sipelgal pesani?**



$$\dots + \dots = \dots$$

**223. Leia lille-peenra ümber-mõõt.**



$$\dots + \dots + \dots = \dots$$



**224. Arvuta.**

$$6 m + 3 m = \dots m$$

$$8 m + 2 m = \dots m$$

$$3 m + 5 m = \dots m$$

$$1 m + 9 m = \dots m$$

$$4 m + 4 m = \dots m$$

$$70 m + 7 m = \dots m$$

$$40 m + 9 m = \dots m$$

$$60 m + 1 m = \dots m$$

$$90 m + 8 m = \dots m$$

$$10 m + 4 m = \dots m$$

**225. Arvuta.**

$$6 m + 8 m = \dots m$$

$$9 m + 2 m = \dots m$$

$$8 m + 5 m = \dots m$$

$$7 m + 4 m = \dots m$$

$$5 m + 9 m = \dots m$$

$$20 m - 6 m = \dots m$$

$$15 m - 6 m = \dots m$$

$$20 m - 14 m = \dots m$$

$$11 m - 9 m = \dots m$$

$$17 m - 8 m = \dots m$$

# SISUKORD

ARVUD 100-ni .....	3
Täiskümned 100-ni .....	4
Täiskümnete võrdlemine 100 piires .....	11
Arvud 21–30 .....	20
Arvud 31–40 .....	30
Arvud 41–50 .....	40
Arvud 51–60 .....	52
Arvud 61–70 .....	63
Arvud 71–80 .....	75
Arvud 81–90 .....	87
Arvud 91–100 .....	99
100 piires numeratsiooni kordamine .....	114
RAHAÜHIKUD .....	119
PIKKUSÜHIK MEETER .....	134

ISBN 978-9916-9531-9-8



9 789916 953198